



Weekly Offender Statistics (WOS) Report as at 26 June 2014 00:00 hours



Performance and Statistics
Department of Corrective Services

Generated on: 26 June 2014 11:13:47 hours



Report Notes

Report Title Weekly Offender Statistics (WOS) Report

Report Designer Performance and Statistics Team

Last Modified

Report Data Source WOSdb in the Analysis Platform

Data Guidelines

This report shows a weekly snapshot of the Adult and Juvenile custodial systems and the variation between weekly snapshots as well as a rolling five year history of the snapshot reports in graphical form.



Report Notes

Report Title	Prison Census
Report Designer	Performance and Statistics Team
Last Modified	
Report Data Source	TOMS in the Analysis Platform

Data Guidelines

Analysis Platform : This report provides information on each of the prison facilities across the state as at a user define date (as at 24:00 hours) defined by Facility, Status, Ethnicity and Gender.

Ethnicity: A = Aboriginal; N = Non-Aboriginal

NOTES:

1. Prisoners in Custody of Hospital or Police Lockup are recorded as a subset of the total number of Prisoners across the state and are already included in the Adult Offenders in Custody totals.
2. Prisoners in Custody of Work Camp are recorded as a subset of the total number of Prisoners across the state and are already included Adult Offenders in Custody total.



Legend:

Adult OrderType Codes

CB - Community Based Orders

CE - CEO Parole / Short Term Parole Orders

CSI - Conditional Suspended Imprisonment Orders

DS - Dangerous Sex Offender Orders

HB - Conditional/ Monitored Bail Orders

IS - Intensive Supervision Orders

PA - Parole Orders

PO - Probation Orders

PS - Pre-Sentence Orders

WD - Work and Development Orders

WR/RR - Work Release or ReEntry Release Orders



Legend: Juvenile OrderTypes

AISO - Adult Intensive Supervision Order
ACBO - Adult Community Based Order
BAIL - Supervising Bail
CONF - Court Conferencing Referral
CUST - Juvenile Detention Support
CWO - Community Work Order
DBWT - Deferred Bench Warrant
INOR - Interstate Order
IYSO - Intensive Youth Supervision Order
JCRO - Juvenile Conditional Release Order
JTMP - Juvenile Drug Court (CATS) Treatment Mgmt Plan
JJTM - JJ Team Referral
PREV - Prevention
PRIS - Adult Prison Support
SRO - Supervised Release Order
YCBO - Youth Community Based Order

All Reports:

Includes: Adult Pre-sentence Report
Breach of Adult Court Order Report
Breach of Juvenile Court Order Report
Breach of SRO Report (S.144 - non-compliance)
Breach of SRO Report (S.145 - offending)
Combined Juvenile Court Report & Adult PSR
Court Report
Court Conference Referral Report
Juvenile Court Diversion Assessment



Weekly Offender Statistics - Thursday Prisoner Population Report as at 26/06/2014 00:00 hours

Adult Prisoner Population

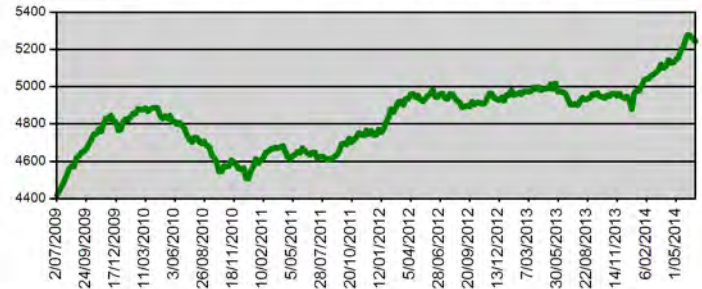
	Count	% of Total	Previous Count	Variation
Total *	5242		5255	-13
Sentenced	4063	77.5%	4086	-23
Remand	1160	22.1%	1154	6
Aboriginal	2076	39.6%	2087	-11
Female	477	9.1%	479	-2
Hospital/Lockup	19	0.4%	15	4
Fine Defaulters:				
State ^	13	0.2%	23	-10
Federal	0	0.0%	0	0
By Facility				
Acacia	984	18.8%	985	-1
Albany	314	6.0%	316	-2
Bandyup	291	5.6%	290	1
Boronia Pre release	74	1.4%	77	-3
Broome	28	0.5%	30	-2
Bunbury	311	5.9%	315	-4
Casuarina	757	14.4%	761	-4
Eastern Goldfields	93	1.8%	100	-7
Greenough	298	5.7%	294	4
Hakea	984	18.8%	971	13
Karnet	309	5.9%	304	5
Pardelup	80	1.5%	78	2
Roebourne	172	3.3%	165	7
Wandoo	53	1.0%	56	-3
West Kimberly	148	2.8%	150	-2
Woorloo	346	6.6%	363	-17
Alternatives to Imprisonment (inc Early release, Bail and Pre-Sentence orders)				
CEO/Short Term Parole	85	7.1%	84	1
Conditional Bail	329	27.7%	328	1
Cwith Parole	14	1.2%	14	0
Interstate parole	6	0.5%	7	-1
Monitored Bail	22	1.9%	17	5
Pre-Sentence	220	18.5%	222	-2
State Parole	428	36.0%	432	-4
Work Rel. or Re-Entry	0	0.0%	0	0

Juvenile Custodial Population

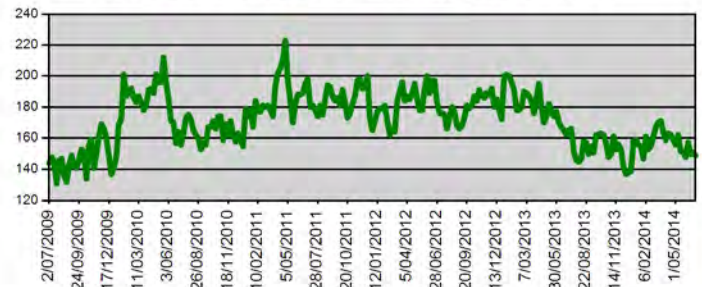
Total	149		151	-2
Sentenced	78	52.3%	81	-3
Unsentenced	71	47.7%	70	1
Aboriginal	115	77.2%	114	1
Female	8	5.4%	10	-2
Supervised Bail	0		0	0
By Facility				
Banksia Hill	149	100.0%	151	-2

Trends in Justice - Rolling Five Year History

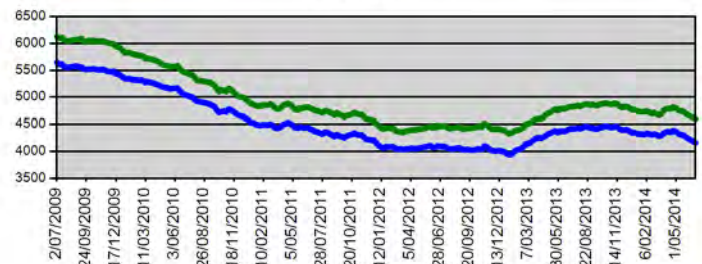
Adult Prisoner Population - Rolling 5 Year Snapshot



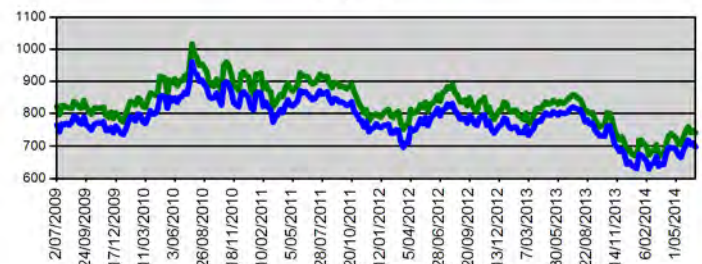
Juvenile Detention Population - Rolling 5 Year Snapshot



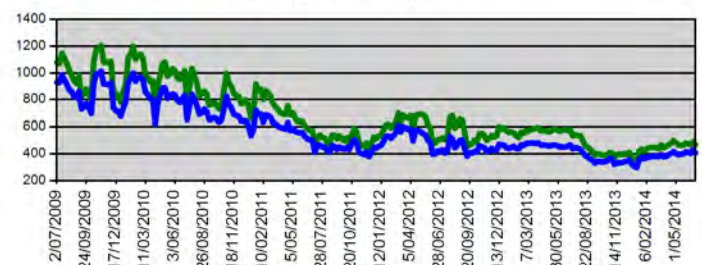
Adult Community Corrections - Orders and Offenders - Rolling 5 Year Snapshot



Juvenile Community Justice - Orders and Offenders - Rolling 5 Year Snapshot



Juvenile Community Justice - JJTeam Referrals and Distinct Persons - Rolling 5 Year Snapshot



* Includes Hospital/Lockup

^ Includes

cases where fine defaulters have a current remand warrant



Adult Community Justice Service Orders Valid as at 19/06/2014 00:00 hours													Distinct Persons							
Branch	IS	CB	CSI	DS	PS	PO	HB	CE	PA	WR / RR	WD	Total Count Orders	Distinct Persons Special / High Risk	Variation Total Distinct Persons	Aboriginal Male	Aboriginal Female	Non-Aboriginal Male	Non-Aboriginal Female	Not Recorded	Total Distinct Persons
Albany	56	83	11	1	11	0	15	0	9	0	2	188	8	6	21	11	97	22	2	153
Broome	39	55	11	1	5	2	1	4	5	0	5	128	7	-2	92	25	9	1	0	127
Bunbury	42	104	23	1	14	0	19	5	20	0	4	232	8	-1	28	14	132	33	1	208
Busselton	10	48	12	0	2	0	6	0	7	0	0	85	1	-2	7	2	56	12	1	78
Carnarvon	24	40	3	0	2	0	0	2	3	0	0	74	0	3	34	20	10	7	0	71
Central Law Court	0	0	1	0	0	0	13	0	0	0	0	14	1	0	0	0	10	4	0	14
Central West Metro	91	159	55	0	10	2	31	13	91	0	13	465	21	-3	42	25	292	69	4	432
Cocos/christmas Islands	0	2	0	0	0	0	0	0	0	0	0	2	0	0	0	0	2	0	0	2
Court Assessment Treatment	2	8	0	0	33	0	72	0	0	0	0	115	37	0	7	8	49	13	1	78
Esperance	13	19	4	0	3	0	2	1	4	0	0	46	0	2	11	3	20	7	0	41
Geraldton	52	87	19	1	8	0	6	2	15	0	0	190	9	2	84	24	45	4	4	161
Halls Creek	16	38	2	0	0	0	2	0	0	0	4	62	3	-1	40	15	1	0	0	56
Kalgoorlie	54	54	13	0	19	0	15	4	13	0	8	180	5	1	69	35	39	15	1	159
Karratha	6	27	4	0	0	0	2	0	1	0	3	43	1	-2	25	4	8	2	1	40
Katanning	25	31	2	0	2	0	1	0	0	0	2	63	1	2	16	15	15	4	2	52
Kununurra	20	34	8	0	5	0	7	1	1	0	15	91	8	-4	57	23	5	1	0	86
Mandurah	31	61	20	0	6	0	5	5	15	0	3	146	6	-5	17	6	84	23	1	131
Meekeatharra	5	16	1	0	0	0	0	0	0	0	0	22	0	1	9	9	3	0	0	21
Narrogin	21	50	4	0	6	0	1	1	3	0	0	86	0	-2	23	10	24	9	2	68
Newman	13	27	0	0	2	0	2	2	0	0	0	46	2	-2	25	11	3	2	1	42
North East Metro	99	144	47	0	17	1	33	8	28	0	2	379	16	-16	51	26	206	48	7	338
North West Metro	107	177	62	0	13	3	32	15	83	0	8	500	22	-5	43	16	340	71	3	473
Northam	28	52	11	0	7	0	5	2	14	0	0	119	5	0	25	20	44	15	4	108
Public Protection Unit	0	0	0	20	0	0	0	0	0	0	0	20	17	0	6	0	14	0	0	20
Rockingham	80	101	33	0	20	2	21	8	27	0	3	295	17	0	22	8	188	46	5	269
Roebourne	11	13	2	0	1	0	0	0	3	0	2	32	1	0	18	6	5	1	0	30
South East Metro	128	227	72	0	22	0	30	8	63	0	5	555	14	5	81	20	335	66	8	510
South Hedland	24	47	7	0	0	1	8	1	1	0	3	92	5	-10	57	18	8	2	3	88
South West Coasta	80	124	34	0	12	3	22	3	44	0	3	325	8	5	44	15	197	41	5	302
TOTAL	1077	1828	461	24	220	14	351	85	450	0	85	4595	223	-28	954	389	2241	518	56	4158
% of Total Orders	23.44%	39.78%	10.03%	0.52%	4.79%	0.30%	7.64%	1.85%	9.79%	0.00%	1.85%	Average orders/person		1.11	22.94%	9.36%	53.90%	12.46%	1.35%	100.00%



Juvenile Community Justice Service Orders Valid as at 19/06/2014 00:00 hrs											Distinct Persons on Orders											
Branch	AISO	ACBO	IYSO	YCBO	JCRO	CWO	INOR	SRO	BAIL	Total Orders	Aboriginal Male	Aboriginal Female	Non Aboriginal Male	Non Aboriginal Female	Not Recorded	Total Distinct Persons	Special Risk	Variation Total Distinct Persons on previous week	JJTM Referrals	JJTM Distinct Persons	Reports	Total Services
ALBANY YJS	0	0	4	7	2	0	0	2	0	15	12	1	0	2	0	15	0	-6	7	6	6	28
BROOME YJS	0	0	8	14	8	0	0	2	0	32	27	4	0	0	0	31	2	-1	33	27	5	70
BUNBURY YJS	0	0	8	19	8	0	0	3	0	38	18	2	15	1	0	36	2	2	27	25	6	71
BUSSELTON YJS	0	0	0	0	0	0	0	0	0	0	0	0	0	0	0	0	0	0	0	0	0	0
CARNARVON YJS	0	0	2	13	3	0	0	0	0	18	11	3	3	0	0	17	0	-4	5	5	2	25
CENTRAL METRO YJS	0	0	12	28	15	1	0	7	0	63	23	7	28	1	0	59	2	-5	13	12	24	100
CHRISTMAS AND COCOS ISLANDS YJS	0	0	0	0	0	0	0	0	0	0	0	0	0	0	0	0	0	0	0	0	0	0
COURT ASSESSMENT AND TREATMENT SERVICE (CATS)	0	0	0	0	0	0	0	0	0	0	0	0	0	0	0	0	0	0	0	0	21	21
DERBY YJS	0	0	0	0	0	0	0	0	0	0	0	0	0	0	0	0	0	0	0	0	0	0
ESPERANCE YJS	0	0	1	1	4	0	0	1	0	7	3	0	2	2	0	7	0	-2	6	4	1	14
FITZROY CROSSING YJS	0	0	0	0	0	0	0	0	0	0	0	0	0	0	0	0	1	0	0	0	0	0
GERALDTON YJS	0	0	9	17	6	0	0	1	0	33	25	2	5	0	0	32	0	-2	30	25	6	69
HALLS CREEK YJS	0	0	5	8	4	0	0	0	0	17	14	2	0	0	0	16	1	16	16	16	5	38
KALGOORLIE YJS	0	0	8	18	11	0	0	3	0	40	29	1	3	1	0	34	0	7	29	23	18	87
KARRATHA YJS	0	0	7	2	8	0	0	2	0	19	17	1	0	0	0	18	0	2	20	16	0	39
KATANNING YJS	0	0	0	0	0	0	0	0	0	0	0	0	0	0	0	0	0	0	0	0	0	0
KUNUNURRA YJS	0	0	6	18	14	0	0	3	0	41	35	2	0	0	1	38	3	-17	17	15	13	71
MEEKATHARRA YJS	0	0	4	13	5	0	0	1	0	23	18	2	0	0	0	20	4	1	4	4	7	34
METRO YOUTH BAIL SERVICES (MYBS)	0	0	0	0	0	0	0	0	0	0	0	0	0	0	0	0	0	-1	0	0	0	0
NARROGIN YJS	0	0	0	8	4	0	0	0	0	12	4	1	4	2	0	11	0	0	0	0	0	12
NEWMAN YJS	0	0	3	11	1	0	0	6	0	21	15	3	0	1	0	19	0	-1	27	16	3	51
NORTH METRO YJS	0	0	19	35	10	1	2	7	0	72	23	5	35	6	0	69	3	6	41	38	25	138
NORTHAM YJS	0	0	4	16	6	0	0	4	0	30	11	4	7	2	0	24	1	-4	16	14	1	47
PERTH CHILDRENS COURT	0	0	0	0	0	0	0	0	0	0	0	0	0	0	0	0	0	0	0	0	0	0
PSYCHOLOGICAL SERVICES	0	0	0	0	0	0	0	0	0	0	0	0	0	0	0	0	0	0	0	0	0	0
ROEBOURNE YJS	0	0	2	14	2	0	0	1	0	19	14	3	1	0	0	18	0	-5	15	10	6	40
SOUTH EAST METRO YJS	0	0	26	36	32	0	0	4	0	98	35	12	39	11	0	97	6	-5	53	50	29	180
SOUTH HEDLAND YJS	0	0	5	21	7	0	0	5	0	38	27	8	1	0	0	36	1	-2	30	25	7	75
SOUTH WEST METRO YJS	0	0	32	38	25	0	1	9	0	104	35	10	49	7	0	101	2	-4	78	75	21	203
SUPERVISED RELEASE REVIEW BOARD	0	0	0	0	0	0	0	0	0	0	0	0	0	0	0	0	0	0	0	0	0	0
WYNDHAM YJS	0	0	0	0	0	0	0	0	0	0	0	0	0	0	0	0	0	0	0	0	0	0
TOTAL Branches	0	0	165	337	175	2	3	61	0	740	396	73	192	36	1	698	28	-25	467	406	206	1413
GRAND TOTAL	0	0	165	337	175	2	3	61	0	740	396	73	192	36	1	698	28	-25	467	406	206	1413
% of Total Orders	0.00%	0.00%	22.30%	45.54%	23.65%	0.27%	0.41%	8.24%	0.00%	100.00%	56.73%	10.46%	27.51%	5.16%	0.14%	Average Supervised Orders / Person			1.06			



Adults Offenders in Custody as at 26/06/2014 00:00 Hours. Count by Facility, Status, Ethnicity and Gender.

This includes all persons in workcamps and in hospital and lockup.

FACILITY	Sentenced							Unsentenced						Total	
	Aboriginal			Non-Aboriginal			Total	Aboriginal			Non-Aboriginal				Total
	MALE	FEMALE	Total	MALE	FEMALE	Total		MALE	FEMALE	Total	MALE	FEMALE	Total		
ACACIA PRISON	359	0	359	623	0	623	982	0	0	0	2	0	2	2	984
ALBANY REGIONAL PRISON	111	0	111	165	0	165	276	21	0	21	17	0	17	38	314
BANDYUP WOMENS PRISON	0	93	93	0	92	92	185	0	58	58	0	48	48	106	291
BORONIA PRE RELEASE CENTRE	0	16	16	0	58	58	74	0	0	0	0	0	0	0	74
BROOME REGIONAL PRISON	10	2	12	6	0	6	18	9	0	9	1	0	1	10	28
BUNBURY REGIONAL PRISON	53	0	53	214	0	214	267	5	0	5	39	0	39	44	311
CASUARINA PRISON	227	0	227	337	0	337	564	72	0	72	121	0	121	193	757
EASTERN GOLDFIELDS REGIONAL PRISON	43	19	62	19	0	19	81	8	1	9	3	0	3	12	93
GREENOUGH REGIONAL PRISON	145	27	172	39	21	60	232	43	9	52	10	4	14	66	298
HAKEA PRISON	110	0	110	241	0	241	351	217	0	217	416	0	416	633	984
KARNET PRISON FARM	36	0	36	273	0	273	309	0	0	0	0	0	0	0	309
PARDELUP PRISON FARM	17	0	17	63	0	63	80	0	0	0	0	0	0	0	80
ROEBOURNE REGIONAL PRISON	108	0	108	17	0	17	125	38	2	40	7	0	7	47	172
WANDOO REINTEGRATION FACILITY	17	0	17	36	0	36	53	0	0	0	0	0	0	0	53
WEST KIMBERLEY REGIONAL PRISON	103	19	122	6	1	7	129	12	7	19	0	0	0	19	148
WOOROLOO PRISON FARM	59	0	59	287	0	287	346	0	0	0	0	0	0	0	346
Total	1398	176	1574	2326	172	2498	4072	425	77	502	616	52	668	1170	5242



Juvenile Offenders in Detention as at 26/06/2014 00:00 Hours. Count by Facility, Status, Ethnicity and Gender.

FACILITY	Sentenced						Unsentenced						Total	
	Aboriginal			Non-Aboriginal		Total	Aboriginal			Non-Aboriginal		Total		
	MALE	FEMALE	Total	MALE	Total		MALE	FEMALE	Total	MALE	FEMALE			Total
BANKSIA HILL DETENTION CENTRE	61	2	63	15	15	78	49	3	52	16	3	19	71	149
Total	61	2	63	15	15	78	49	3	52	16	3	19	71	149



Prisoners in Custody of Hospital or Police Lockup as at 26/06/2014 00:00 Hours.



Parent Facility and Prisoner Locations		Sentenced					Unsentenced					Total
		A		N		Total	A		N		Total	
		MALE	FEMALE	MALE	FEMALE		MALE	FEMALE	MALE	FEMALE		
BANDYUP WOMENS PRISON	GRAYLANDS HOSPITAL	0	0	0	1	1	0	2	0	1	3	4
	SIR CHARLES GAIRDNER HOSPITAL	0	1	0	0	1	0	0	0	0	0	1
GREENOUGH REGIONAL PRISON	GREE EU LONGTERM HOSPITAL	0	1	0	0	1	0	0	0	0	0	1
ACACIA PRISON	HOSPITAL ADMISSION OVERNIGHT	0	0	1	0	1	0	0	0	0	0	1
ALBANY REGIONAL PRISON	HOSPITAL DAY ADMIT	1	0	0	0	1	0	0	0	0	0	1
HAKEA PRISON	ROYAL PERTH HOSPITAL	0	0	0	0	0	0	0	1	0	1	1
	GRAYLANDS HOSPITAL	0	0	0	0	0	0	0	2	0	2	2
CASUARINA PRISON	ROYAL PERTH HOSPITAL	0	0	2	0	2	1	0	1	0	2	4
	CASU EU LONGTERM HOSPITAL	0	0	1	0	1	0	0	1	0	1	2
WOOROLOO PRISON FARM	WOOR EU LONGTERM HOSPITAL	1	0	0	0	1	0	0	0	0	0	1
	WOOR EU POLICE LOCKUP	0	0	1	0	1	0	0	0	0	0	1
Total		2	2	5	1	10	1	2	5	1	9	19



Prisoners in Custody of WorkCamp as at 26/06/2014 00:00 Hours.

Parent Facility and WorkCamp Locations		Sentenced			Total
		Aboriginal	Non-Aboriginal	Total	
		MALE	MALE		
EASTERN GOLDFIELDS REGIONAL PRISON	WARBURTON WORKCAMP	4	2	6	6
PARDELUP PRISON FARM	WALPOLE WORK CAMP	0	10	10	10
ROEBOURNE REGIONAL PRISON	ROEBOURNE TOWN WORKCAMP	12	3	15	15
WEST KIMBERLEY REGIONAL PRISON	WYNDHAM WORK CAMP	10	4	14	14
WOOROLOO PRISON FARM	DOWERIN WORK CAMP	2	18	20	20
Total		28	37	65	65