



## Weekly Offender Statistics (WOS) Report as at 12 June 2014 00:00 hours



**Performance and Statistics**  
**Department of Corrective Services**

Generated on: 12 June 2014 10:28:42 hours



## Report Notes

---

**Report Title** Weekly Offender Statistics (WOS) Report

**Report Designer** Performance and Statistics Team

**Last Modified**

**Report Data Source** WOSdb in the Analysis Platform

### Data Guidelines

This report shows a weekly snapshot of the Adult and Juvenile custodial systems and the variation between weekly snapshots as well as a rolling five year history of the snapshot reports in graphical form.



## Report Notes

---

**Report Title** Prison Census

**Report Designer** Performance and Statistics Team

### Last Modified

**Report Data Source** TOMS in the Analysis Platform

### Data Guidelines

Analysis Platform : This report provides information on each of the prison facilities across the state as at a user define date (as at 24:00 hours) defined by Facility, Status, Ethnicity and Gender.

Ethnicity: A = Aboriginal; N = Non-Aboriginal

#### NOTES:

1. Prisoners in Custody of Hospital or Police Lockup are recorded as a subset of the total number of Prisoners across the state and are already included in the Adult Offenders in Custody totals.
2. Prisoners in Custody of Work Camp are recorded as a subset of the total number of Prisoners across the state and are already included Adult Offenders in Custody total.



**Legend:**

**Adult OrderType Codes**

CB - Community Based Orders

CE - CEO Parole / Short Term Parole Orders

CSI - Conditional Suspended Imprisonment Orders

DS - Dangerous Sex Offender Orders

HB - Conditional/ Monitored Bail Orders

IS - Intensive Supervision Orders

PA - Parole Orders

PO - Probation Orders

PS - Pre-Sentence Orders

WD - Work and Development Orders

WR/RR - Work Release or ReEntry Release Orders



**Legend: Juvenile OrderTypes**

AISO - Adult Intensive Supervision Order  
ACBO - Adult Community Based Order  
BAIL - Supervising Bail  
CONF - Court Conferencing Referral  
CUST - Juvenile Detention Support  
CWO - Community Work Order  
DBWT - Deferred Bench Warrant  
INOR - Interstate Order  
IYSO - Intensive Youth Supervision Order  
JCRO - Juvenile Conditional Release Order  
JTMP - Juvenile Drug Court (CATS) Treatment Mgmt Plan  
JJTM - JJ Team Referral  
PREV - Prevention  
PRIS - Adult Prison Support  
SRO - Supervised Release Order  
YCBO - Youth Community Based Order

**All Reports:**

**Includes:** Adult Pre-sentence Report  
Breach of Adult Court Order Report  
Breach of Juvenile Court Order Report  
Breach of SRO Report (S.144 - non-compliance)  
Breach of SRO Report (S.145 - offending)  
Combined Juvenile Court Report & Adult PSR  
Court Report  
Court Conference Referral Report  
Juvenile Court Diversion Assessment



Weekly Offender Statistics - Thursday Prisoner Population Report as at 12/06/2014 00:00 hours

Adult Prisoner Population

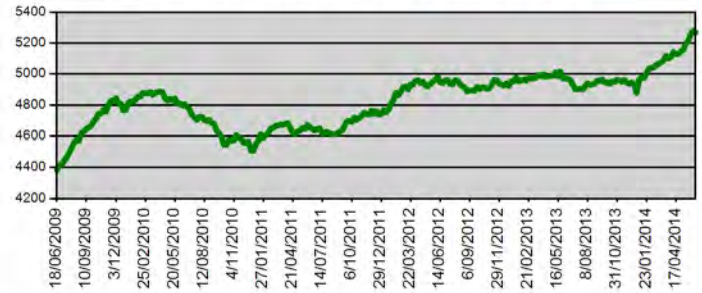
	Count	% of Total	Previous Count	Variation
Total *	5269		5279	-10
Sentenced	4073	77.3%	4069	4
Remand	1179	22.4%	1197	-18
Aboriginal	2098	39.8%	2105	-7
Female	478	9.1%	485	-7
Hospital/Lockup	17	0.3%	13	4
Fine Defaulters:				
State ^	15	0.3%	17	-2
Federal	0	0.0%	0	0
By Facility				
Acacia	993	18.8%	989	4
Albany	312	5.9%	299	13
Bandyup	293	5.6%	296	-3
Boronia Pre release	77	1.5%	79	-2
Broome	40	0.8%	36	4
Bunbury	324	6.1%	339	-15
Casuarina	767	14.6%	785	-18
Eastern Goldfields	98	1.9%	93	5
Greenough	292	5.5%	299	-7
Hakea	960	18.2%	954	6
Karnet	301	5.7%	307	-6
Pardelup	78	1.5%	79	-1
Roebourne	162	3.1%	158	4
Wandoo	58	1.1%	58	0
West Kimberly	147	2.8%	146	1
Woorloo	367	7.0%	362	5
Alternatives to Imprisonment (inc Early release, Bail and Pre-Sentence orders)				
CEO/Short Term Parole	81	6.9%	82	-1
Conditional Bail	324	27.5%	312	12
Cwith Parole	14	1.2%	14	0
Interstate parole	7	0.6%	7	0
Monitored Bail	15	1.3%	14	1
Pre-Sentence	223	18.9%	221	2
State Parole	435	36.9%	432	3
Work Rel. or Re-Entry	0	0.0%	0	0

Juvenile Custodial Population

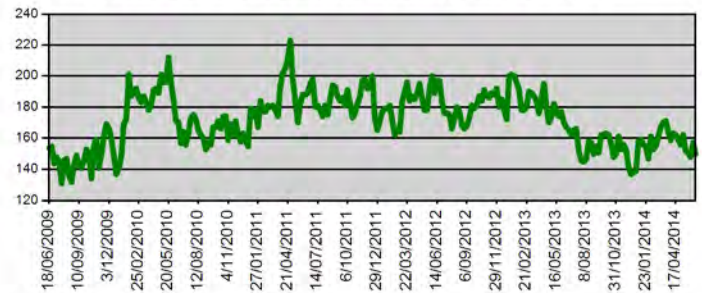
Total	150		157	-7
Sentenced	76	50.7%	78	-2
Unsentenced	74	49.3%	79	-5
Aboriginal	111	74.0%	119	-8
Female	12	8.0%	18	-6
Supervised Bail	0		0	0
By Facility				
Banksia Hill	150	100.0%	157	-7

Trends in Justice - Rolling Five Year History

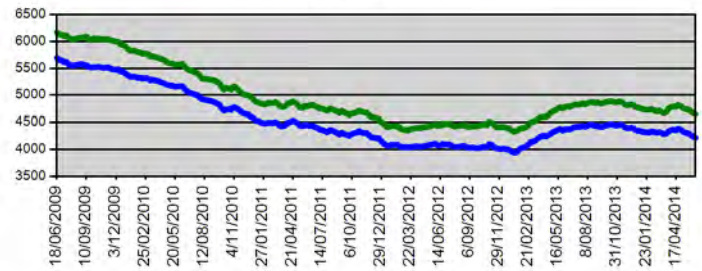
Adult Prisoner Population - Rolling 5 Year Snapshot



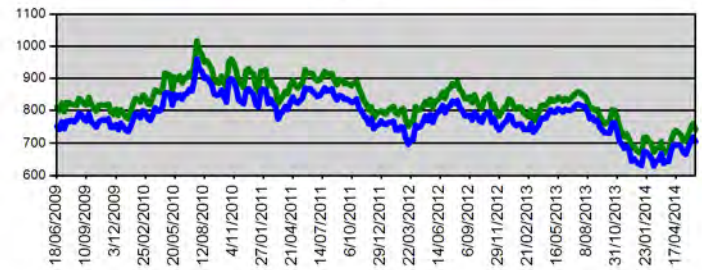
Juvenile Detention Population - Rolling 5 Year Snapshot



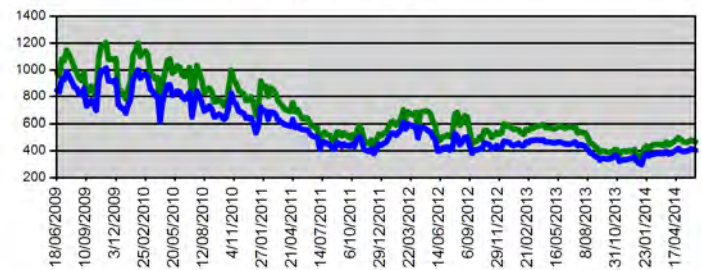
Adult Community Corrections - Orders and Offenders - Rolling 5 Year Snapshot



Juvenile Community Justice - Orders and Offenders - Rolling 5 Year Snapshot



Juvenile Community Justice - JJTeam Referrals and Distinct Persons - Rolling 5 Year Snapshot



\* Includes Hospital/Lockup  
^ Includes cases where fine defaulters have a current remand warrant



Adult Community Justice Service Orders Valid as at 5/06/2014 00:00 hours													Distinct Persons							
Branch	IS	CB	CSI	DS	PS	PO	HB	CE	PA	WR / RR	WD	Total Count Orders	Distinct Persons Special / High Risk	Variation Total Distinct Persons	Aboriginal Male	Aboriginal Female	Non-Aboriginal Male	Non-Aboriginal Female	Not Recorded	Total Distinct Persons
Albany	56	81	12	1	10	0	12	0	7	0	2	181	8	-5	20	10	94	20	2	146
Broome	38	56	9	1	4	2	0	4	5	0	6	125	7	0	91	21	9	1	2	124
Bunbury	46	123	26	1	15	0	17	2	23	0	3	256	9	-5	30	15	148	33	6	232
Busselton	9	38	13	0	2	0	6	0	5	0	0	73	3	0	7	2	43	13	0	65
Carnarvon	20	39	3	0	2	0	0	2	3	0	2	71	0	-3	30	20	12	6	0	68
Central Law Court	0	0	1	0	0	0	13	0	0	0	0	14	1	-1	0	0	12	2	0	14
Central West Metro	99	160	56	0	10	2	26	14	95	0	11	473	24	-6	43	26	302	68	4	443
Cocos/christmas Islands	0	3	0	0	0	0	0	0	0	0	0	3	0	0	0	0	3	0	0	3
Court Assessment Treatment	2	9	1	0	35	0	70	0	0	0	0	117	38	4	6	9	49	15	1	80
Esperance	11	18	4	0	3	0	2	1	4	0	0	43	0	-1	9	4	19	6	0	38
Geraldton	54	85	18	1	9	0	5	1	16	0	0	189	9	-4	82	24	45	5	4	160
Halls Creek	14	31	3	0	0	0	1	0	1	0	5	55	4	-4	36	12	2	0	0	50
Kalgoorlie	54	52	14	0	18	0	14	4	13	0	10	179	5	0	68	36	38	16	0	158
Karratha	6	31	4	0	0	0	1	0	1	0	2	45	0	1	27	4	8	2	1	42
Katanning	22	30	2	0	3	0	1	0	1	0	2	61	0	-2	15	16	15	3	1	50
Kununurra	22	39	8	0	7	0	8	0	1	0	14	99	7	2	63	26	4	1	0	94
Mandurah	35	59	20	0	4	0	6	3	19	0	3	149	6	0	19	5	86	24	2	136
Meekeatharra	4	15	1	0	0	0	0	0	0	0	0	20	0	3	7	10	2	1	0	20
Narrogin	23	53	4	0	6	0	2	1	2	0	0	91	0	1	24	12	26	9	2	73
Newman	12	30	0	0	2	0	2	1	0	0	0	47	2	-1	23	11	4	3	1	42
North East Metro	98	147	52	0	17	1	34	6	31	0	2	388	18	-3	54	26	212	48	10	350
North West Metro	105	182	63	0	14	3	34	17	81	0	11	510	19	-6	44	17	345	75	3	484
Northam	26	51	11	0	7	0	4	1	13	0	1	114	3	1	24	19	41	14	4	102
Public Protection Unit	0	0	0	20	0	0	0	0	0	0	0	20	18	0	6	0	14	0	0	20
Rockingham	80	107	37	0	20	3	20	9	27	0	1	304	17	5	23	8	195	49	4	279
Roeboorne	8	14	2	0	0	0	0	1	3	0	4	32	1	0	18	5	5	1	0	29
South East Metro	123	226	74	0	24	0	32	7	62	0	5	553	14	-7	80	20	332	68	8	508
South Hedland	25	49	8	0	0	1	6	1	2	0	11	103	6	6	64	19	9	2	3	97
South West Coasta	88	121	36	0	11	3	23	6	43	0	1	332	8	0	46	14	199	43	4	306
<b>TOTAL</b>	<b>1080</b>	<b>1849</b>	<b>482</b>	<b>24</b>	<b>223</b>	<b>15</b>	<b>339</b>	<b>81</b>	<b>458</b>	<b>0</b>	<b>96</b>	<b>4647</b>	<b>227</b>	<b>-25</b>	<b>959</b>	<b>391</b>	<b>2273</b>	<b>528</b>	<b>62</b>	<b>4213</b>
% of Total Orders	23.24%	39.79%	10.37%	0.52%	4.80%	0.32%	7.30%	1.74%	9.86%	0.00%	2.07%	Average orders/person		1.10	22.76%	9.28%	53.95%	12.53%	1.47%	100.00%



Juvenile Community Justice Services as at 5/06/2014 00:00 hours																				
Branch	AISO	ACBO	IYSO	YCBO	JCRO	CWO	INOR	SRO	BAIL	JTJM	CUST	PRIS	PREV	DBWT	JTMP	CONF	All Reports	Total Services	Distinct Persons	Branch % Distinct Persons
ALBANY YJS	0	0	3	9	9	0	0	3	0	5	5	0	0	0	0	9	4	47	41	2.67%
BROOME YJS	0	0	9	14	9	0	0	3	0	47	1	1	20	0	0	2	4	113	89	5.80%
BUNBURY YJS	0	0	10	21	9	1	0	2	0	20	1	0	0	0	0	9	9	82	69	4.50%
BUSSELTON YJS	0	0	0	0	0	0	0	0	0	0	0	0	0	0	0	0	0	0	0	0.00%
CARNARVON YJS	0	0	2	14	3	0	0	0	0	5	2	0	11	0	0	6	4	47	37	2.41%
CENTRAL METRO YJS	0	0	10	29	11	1	0	5	0	16	7	0	1	0	0	11	16	107	97	6.32%
CHRISTMAS AND COCOS ISLANDS YJS	0	0	0	0	0	0	0	0	0	0	0	0	0	0	0	0	0	0	0	0.00%
COURT ASSESSMENT AND TREATMENT SERVICE (CATS)	0	0	0	0	0	0	0	0	0	0	0	0	0	0	15	0	17	32	21	1.37%
DERBY YJS	0	0	0	0	0	0	0	0	0	0	0	0	6	0	0	0	0	6	6	0.39%
ESPERANCE YJS	0	0	1	1	5	0	0	1	0	7	3	0	7	0	0	5	3	33	27	1.76%
FITZROY CROSSING YJS	0	0	0	0	0	0	0	0	0	0	0	0	8	0	0	0	0	8	8	0.52%
GERALDTON YJS	0	0	8	18	5	0	0	1	0	26	4	0	22	0	0	3	10	98	80	5.22%
HALLS CREEK YJS	0	0	5	9	3	0	0	1	0	0	0	0	13	0	0	0	6	37	30	1.96%
KALGOORLIE YJS	0	0	8	17	9	0	0	3	0	29	6	0	33	0	0	10	13	129	103	6.71%
KARRATHA YJS	0	0	5	2	6	0	0	2	0	20	3	0	7	0	0	5	3	53	39	2.54%
KATANNING YJS	0	0	0	0	0	0	0	0	0	0	0	0	0	0	0	0	0	0	0	0.00%
KUNUNURRA YJS	0	0	6	16	11	0	0	3	0	38	6	0	26	0	0	0	7	114	85	5.54%
MEEKATHARRA YJS	0	0	4	11	5	0	0	2	0	9	0	0	14	0	0	3	9	57	36	2.35%
METRO YOUTH BAIL SERVICES (MYBS)	0	0	0	0	0	0	0	0	0	0	0	0	0	0	0	0	0	0	47	3.06%
NARROGIN YJS	0	0	0	5	3	0	0	0	0	0	1	0	0	0	0	0	1	10	9	0.59%
NEWMAN YJS	0	0	3	10	2	0	0	5	0	27	1	0	22	0	0	4	3	77	44	2.87%
NORTH METRO YJS	0	0	18	34	10	1	0	7	0	40	18	1	0	0	0	6	24	159	136	8.87%
NORTHAM YJS	0	0	5	17	5	0	0	4	0	19	3	0	0	0	0	3	3	59	46	3.00%
PERTH CHILDRENS COURT	0	0	0	0	0	0	0	0	0	0	0	0	0	0	0	0	0	0	0	0.00%
PSYCHOLOGICAL SERVICES	0	0	0	0	0	0	0	0	0	0	0	0	0	0	0	0	0	0	0	0.00%
ROEBOURNE YJS	0	0	3	13	2	0	0	2	0	16	0	0	4	0	0	2	6	48	35	2.28%
SOUTH EAST METRO YJS	0	0	28	38	29	0	0	4	0	60	11	0	0	0	0	6	32	208	181	11.80%
SOUTH HEDLAND YJS	0	0	5	21	7	0	0	7	0	11	3	0	2	0	0	7	6	72	55	3.59%
SOUTH WEST METRO YJS	0	0	31	42	26	0	1	10	0	72	16	1	0	0	0	20	23	242	211	13.75%
SUPERVISED RELEASE REVIEW BOARD	0	0	0	0	0	0	0	0	0	0	0	0	0	0	0	0	0	0	0	0.00%
WYNDHAM YJS	0	0	0	0	0	0	0	0	0	0	0	0	2	0	0	0	0	2	2	0.13%
<b>BRANCH TOTAL</b>	<b>0</b>	<b>0</b>	<b>164</b>	<b>341</b>	<b>169</b>	<b>3</b>	<b>1</b>	<b>65</b>	<b>0</b>	<b>467</b>	<b>91</b>	<b>3</b>	<b>198</b>	<b>0</b>	<b>15</b>	<b>111</b>	<b>203</b>	<b>1840</b>	<b>1534</b>	<b>100.00%</b>
<b>GRAND TOTAL</b>	<b>0</b>	<b>0</b>	<b>164</b>	<b>341</b>	<b>169</b>	<b>3</b>	<b>1</b>	<b>65</b>	<b>0</b>	<b>467</b>	<b>91</b>	<b>3</b>	<b>198</b>	<b>0</b>	<b>15</b>	<b>111</b>	<b>203</b>	<b>1840</b>	<b>1534</b>	<b>1</b>





Juvenile Community Justice Service Orders Valid as at 5/06/2014 00:00 hrs											Distinct Persons on Orders												
Branch	AISO	ACBO	IYSO	YCBO	JCRO	CWO	INOR	SRO	BAIL	Total Orders	Aboriginal Male	Aboriginal Female	Non Aboriginal Male	Non Aboriginal Female	Not Recorded	Total Distinct Persons	Special Risk	Variation Total Distinct Persons on previous week	JJTM Referrals	JJTM Distinct Persons	Reports	Total Services	
ALBANY YJS	0	0	3	9	9	0	0	3	0	24	13	3	3	2	0	21	0	0	5	4	4	33	
BROOME YJS	0	0	9	14	9	0	0	3	0	35	30	4	0	0	0	34	2	4	47	40	4	86	
BUNBURY YJS	0	0	10	21	9	1	0	2	0	43	19	4	18	1	0	42	2	-5	20	17	9	72	
BUSSELTON YJS	0	0	0	0	0	0	0	0	0	0	0	0	0	0	0	0	0	0	0	0	0	0	
CARNARVON YJS	0	0	2	14	3	0	0	0	0	19	10	4	4	0	0	18	0	-2	5	5	4	28	
CENTRAL METRO YJS	0	0	10	29	11	1	0	5	0	56	22	5	28	1	0	56	5	-3	16	15	16	88	
CHRISTMAS AND COCOS ISLANDS YJS	0	0	0	0	0	0	0	0	0	0	0	0	0	0	0	0	0	0	0	0	0	0	
COURT ASSESSMENT AND TREATMENT SERVICE (CATS)	0	0	0	0	0	0	0	0	0	0	0	0	0	0	0	0	0	3	0	0	17	17	
DERBY YJS	0	0	0	0	0	0	0	0	0	0	0	0	0	0	0	0	0	0	0	0	0	0	
ESPERANCE YJS	0	0	1	1	5	0	0	1	0	8	3	0	4	1	0	8	0	-1	7	4	3	18	
FITZROY CROSSING YJS	0	0	0	0	0	0	0	0	0	0	0	0	0	0	0	0	1	0	0	0	0	0	
GERALDTON YJS	0	0	8	18	5	0	0	1	0	32	24	3	4	0	0	31	1	5	26	24	10	68	
HALLS CREEK YJS	0	0	5	9	3	0	0	1	0	18	14	2	0	0	0	16	1	1	0	0	6	24	
KALGOORLIE YJS	0	0	8	17	9	0	0	3	0	37	28	2	2	0	0	32	1	7	29	24	13	79	
KARRATHA YJS	0	0	5	2	6	0	0	2	0	15	14	1	0	0	0	15	0	-2	20	16	3	38	
KATANNING YJS	0	0	0	0	0	0	0	0	0	0	0	0	0	0	0	0	0	0	0	0	0	0	
KUNUNURRA YJS	0	0	6	16	11	0	0	3	0	36	32	2	0	0	1	35	2	-1	38	30	7	81	
MEEKATHARRA YJS	0	0	4	11	5	0	0	2	0	22	19	2	0	0	0	21	4	0	9	7	9	40	
METRO YOUTH BAIL SERVICES (MYBS)	0	0	0	0	0	0	0	0	0	0	0	0	0	0	0	0	1	-3	0	0	0	0	
NARROGIN YJS	0	0	0	5	3	0	0	0	0	8	3	1	3	0	0	7	0	-2	0	0	1	9	
NEWMAN YJS	0	0	3	10	2	0	0	5	0	20	13	4	0	1	0	18	0	-1	27	16	3	50	
NORTH METRO YJS	0	0	18	34	10	1	0	7	0	70	21	4	35	6	0	66	3	0	40	38	24	134	
NORTHAM YJS	0	0	5	17	5	0	0	4	0	31	12	5	7	1	0	25	1	-1	19	16	3	53	
PERTH CHILDRENS COURT	0	0	0	0	0	0	0	0	0	0	0	0	0	0	0	0	0	0	0	0	0	0	
PSYCHOLOGICAL SERVICES	0	0	0	0	0	0	0	0	0	0	0	0	0	0	0	0	0	0	0	0	0	0	
ROEBOURNE YJS	0	0	3	13	2	0	0	2	0	20	16	3	1	0	0	20	0	-5	16	12	6	42	
SOUTH EAST METRO YJS	0	0	28	38	29	0	0	4	0	99	39	11	37	12	0	99	6	-2	60	57	32	191	
SOUTH HEDLAND YJS	0	0	5	21	7	0	0	7	0	40	27	7	1	0	0	35	1	-12	11	10	6	57	
SOUTH WEST METRO YJS	0	0	31	42	26	0	1	10	0	109	34	9	55	9	0	107	4	-8	72	68	23	204	
SUPERVISED RELEASE REVIEW BOARD	0	0	0	0	0	0	0	0	0	0	0	0	0	0	0	0	0	0	0	0	0	0	
WYNDHAM YJS	0	0	0	0	0	0	0	0	0	0	0	0	0	0	0	0	0	0	0	0	0	0	
<b>TOTAL Branches</b>	<b>0</b>	<b>0</b>	<b>164</b>	<b>341</b>	<b>169</b>	<b>3</b>	<b>1</b>	<b>65</b>	<b>0</b>	<b>742</b>	<b>393</b>	<b>76</b>	<b>202</b>	<b>34</b>	<b>1</b>	<b>706</b>	<b>35</b>	<b>-28</b>	<b>467</b>	<b>403</b>	<b>203</b>	<b>1412</b>	
<b>GRAND TOTAL</b>	<b>0</b>	<b>0</b>	<b>164</b>	<b>341</b>	<b>169</b>	<b>3</b>	<b>1</b>	<b>65</b>	<b>0</b>	<b>742</b>	<b>393</b>	<b>76</b>	<b>202</b>	<b>34</b>	<b>1</b>	<b>706</b>	<b>35</b>	<b>-28</b>	<b>467</b>	<b>403</b>	<b>203</b>	<b>1412</b>	
% of Total Orders	0.00%	0.00%	22.10%	45.96%	22.78%	0.40%	0.13%	8.76%	0.00%	100.00%	55.67%	10.76%	28.61%	4.82%	0.14%	Average Supervised Orders / Person			1.05				



**Adults Offenders in Custody as at 12/06/2014 00:00 Hours. Count by Facility, Status, Ethnicity and Gender.**

This includes all persons in workcamps and in hospital and lockup.

FACILITY	Sentenced							Unsentenced							Total
	Aboriginal			Non-Aboriginal			Total	Aboriginal			Non-Aboriginal			Total	
	MALE	FEMALE	Total	MALE	FEMALE	Total		MALE	FEMALE	Total	MALE	FEMALE	Total		
ACACIA PRISON	379	0	379	613	0	613	992	0	0	0	1	0	1	1	993
ALBANY REGIONAL PRISON	108	0	108	163	0	163	271	25	0	25	16	0	16	41	312
BANDYUP WOMENS PRISON	0	97	97	0	87	87	184	0	58	58	0	51	51	109	293
BORONIA PRE RELEASE CENTRE	0	18	18	0	59	59	77	0	0	0	0	0	0	0	77
BROOME REGIONAL PRISON	12	1	13	6	0	6	19	19	0	19	1	1	2	21	40
BUNBURY REGIONAL PRISON	53	0	53	223	0	223	276	6	0	6	42	0	42	48	324
CASUARINA PRISON	222	0	222	332	0	332	554	78	0	78	135	0	135	213	767
EASTERN GOLDFIELDS REGIONAL PRISON	48	18	66	18	0	18	84	11	1	12	2	0	2	14	98
GREENOUGH REGIONAL PRISON	151	26	177	38	24	62	239	33	7	40	11	2	13	53	292
HAKEA PRISON	107	0	107	234	0	234	341	208	0	208	411	0	411	619	960
KARNET PRISON FARM	32	0	32	269	0	269	301	0	0	0	0	0	0	0	301
PARDELUP PRISON FARM	16	0	16	62	0	62	78	0	0	0	0	0	0	0	78
ROEBOURNE REGIONAL PRISON	100	0	100	14	0	14	114	38	2	40	8	0	8	48	162
WANDOO REINTEGRATION FACILITY	19	0	19	39	0	39	58	0	0	0	0	0	0	0	58
WEST KIMBERLEY REGIONAL PRISON	105	17	122	5	1	6	128	11	8	19	0	0	0	19	147
WOOROLOO PRISON FARM	64	0	64	303	0	303	367	0	0	0	0	0	0	0	367
<b>Total</b>	<b>1416</b>	<b>177</b>	<b>1593</b>	<b>2319</b>	<b>171</b>	<b>2490</b>	<b>4083</b>	<b>429</b>	<b>76</b>	<b>505</b>	<b>627</b>	<b>54</b>	<b>681</b>	<b>1186</b>	<b>5269</b>



**Juvenile Offenders in Detention as at 12/06/2014 00:00 Hours. Count by Facility, Status, Ethnicity and Gender.**

FACILITY	Sentenced						Unsentenced						Total	
	Aboriginal			Non-Aboriginal		Total	Aboriginal			Non-Aboriginal		Total		
	MALE	FEMALE	Total	MALE	Total		MALE	FEMALE	Total	MALE	FEMALE			Total
BANKSIA HILL DETENTION CENTRE	59	3	62	14	14	76	45	4	49	20	5	25	74	150
<b>Total</b>	<b>59</b>	<b>3</b>	<b>62</b>	<b>14</b>	<b>14</b>	<b>76</b>	<b>45</b>	<b>4</b>	<b>49</b>	<b>20</b>	<b>5</b>	<b>25</b>	<b>74</b>	<b>150</b>



**Prisoners in Custody of Hospital or Police Lockup as at 12/06/2014 00:00 Hours.**

Parent Facility and Prisoner Locations		Sentenced				Unsentenced				Total
		A	N		Total	A	N		Total	
		FEMALE	MALE	FEMALE		FEMALE	MALE	FEMALE		
CASUARINA PRISON	CASU EU LONGTERM HOSPITAL	0	2	0	2	0	2	0	2	4
	ROYAL PERTH HOSPITAL	0	1	0	1	0	1	0	1	2
BANDYUP WOMENS PRISON	GRAYLANDS HOSPITAL	1	0	1	2	1	0	1	2	4
	KING EDWARD HOSPITAL	1	0	0	1	0	0	0	0	1
ACACIA PRISON	HOSPITAL ADMISSION OVERNIGHT	0	2	0	2	0	0	0	0	2
HAKEA PRISON	ROYAL PERTH HOSPITAL	0	1	0	1	0	1	0	1	2
	GRAYLANDS HOSPITAL	0	0	0	0	0	1	0	1	1
WOOROLOO PRISON FARM	WOOR EU POLICE LOCKUP	0	1	0	1	0	0	0	0	1
<b>Total</b>		<b>2</b>	<b>7</b>	<b>1</b>	<b>10</b>	<b>1</b>	<b>5</b>	<b>1</b>	<b>7</b>	<b>17</b>



**Prisoners in Custody of WorkCamp as at 12/06/2014 00:00 Hours.**

Parent Facility and WorkCamp Locations		Sentenced			Total
		Aboriginal	Non-Aboriginal	Total	
		MALE	MALE		
<b>EASTERN GOLDFIELDS REGIONAL PRISON</b>	<b>WARBURTON WORKCAMP</b>	<b>5</b>	<b>2</b>	<b>7</b>	<b>7</b>
<b>PARDELUP PRISON FARM</b>	<b>WALPOLE WORK CAMP</b>	<b>0</b>	<b>9</b>	<b>9</b>	<b>9</b>
<b>ROEBOURNE REGIONAL PRISON</b>	<b>ROEBOURNE TOWN WORKCAMP</b>	<b>11</b>	<b>4</b>	<b>15</b>	<b>15</b>
<b>WEST KIMBERLEY REGIONAL PRISON</b>	<b>WYNDHAM WORK CAMP</b>	<b>10</b>	<b>3</b>	<b>13</b>	<b>13</b>
<b>WOOROLOO PRISON FARM</b>	<b>DOWERIN WORK CAMP</b>	<b>2</b>	<b>16</b>	<b>18</b>	<b>18</b>
<b>Total</b>		<b>28</b>	<b>34</b>	<b>62</b>	<b>62</b>