



Weekly Offender Statistics (WOS) Report as at 5 June 2014 00:00 hours



Performance and Statistics
Department of Corrective Services

Generated on: 5 June 2014 10:31:31 hours



Report Notes

Report Title Weekly Offender Statistics (WOS) Report

Report Designer Performance and Statistics Team

Last Modified

Report Data Source WOSdb in the Analysis Platform

Data Guidelines

This report shows a weekly snapshot of the Adult and Juvenile custodial systems and the variation between weekly snapshots as well as a rolling five year history of the snapshot reports in graphical form.



Report Notes

Report Title Prison Census

Report Designer Performance and Statistics Team

Last Modified

Report Data Source TOMS in the Analysis Platform

Data Guidelines

Analysis Platform : This report provides information on each of the prison facilities across the state as at a user define date (as at 24:00 hours) defined by Facility, Status, Ethnicity and Gender.

Ethnicity: A = Aboriginal; N = Non-Aboriginal

NOTES:

1. Prisoners in Custody of Hospital or Police Lockup are recorded as a subset of the total number of Prisoners across the state and are already included in the Adult Offenders in Custody totals.
2. Prisoners in Custody of Work Camp are recorded as a subset of the total number of Prisoners across the state and are already included Adult Offenders in Custody total.



Legend:

Adult OrderType Codes

CB - Community Based Orders

CE - CEO Parole / Short Term Parole Orders

CSI - Conditional Suspended Imprisonment Orders

DS - Dangerous Sex Offender Orders

HB - Conditional/ Monitored Bail Orders

IS - Intensive Supervision Orders

PA - Parole Orders

PO - Probation Orders

PS - Pre-Sentence Orders

WD - Work and Development Orders

WR/RR - Work Release or ReEntry Release Orders



Legend: Juvenile OrderTypes

AISO - Adult Intensive Supervision Order
ACBO - Adult Community Based Order
BAIL - Supervising Bail
CONF - Court Conferencing Referral
CUST - Juvenile Detention Support
CWO - Community Work Order
DBWT - Deferred Bench Warrant
INOR - Interstate Order
IYSO - Intensive Youth Supervision Order
JCRO - Juvenile Conditional Release Order
JTMP - Juvenile Drug Court (CATS) Treatment Mgmt Plan
JJTM - JJ Team Referral
PREV - Prevention
PRIS - Adult Prison Support
SRO - Supervised Release Order
YCBO - Youth Community Based Order

All Reports:

Includes: Adult Pre-sentence Report
Breach of Adult Court Order Report
Breach of Juvenile Court Order Report
Breach of SRO Report (S.144 - non-compliance)
Breach of SRO Report (S.145 - offending)
Combined Juvenile Court Report & Adult PSR
Court Report
Court Conference Referral Report
Juvenile Court Diversion Assessment



Weekly Offender Statistics - Thursday Prisoner Population Report as at 5/06/2014 00:00 hours

Adult Prisoner Population

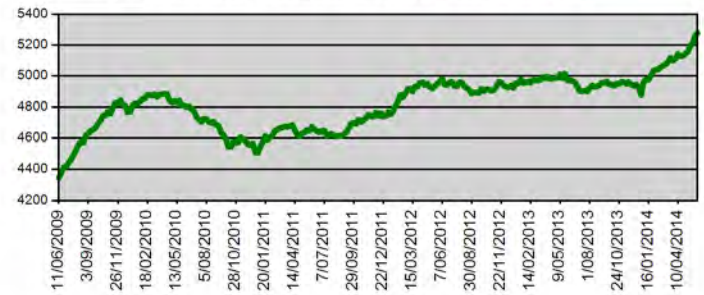
	Count	% of Total	Previous Count	Variation
Total *	5279		5259	20
Sentenced	4069	77.1%	4102	-33
Remand	1197	22.7%	1145	52
Aboriginal	2105	39.9%	2097	8
Female	485	9.2%	482	3
Hospital/Lockup	13	0.2%	12	1
Fine Defaulters:				
State ^	17	0.3%	22	-5
Federal	0	0.0%	0	0
By Facility				
Acacia	989	18.7%	984	5
Albany	299	5.7%	291	8
Bandyup	296	5.6%	303	-7
Boronia Pre release	79	1.5%	76	3
Broome	36	0.7%	31	5
Bunbury	339	6.4%	331	8
Casuarina	785	14.9%	740	45
Eastern Goldfields	93	1.8%	95	-2
Greenough	299	5.7%	301	-2
Hakea	954	18.1%	1000	-46
Karnet	307	5.8%	312	-5
Pardelup	79	1.5%	80	-1
Roebourne	158	3.0%	153	5
Wandoo	58	1.1%	55	3
West Kimberly	146	2.8%	142	4
Woorloo	362	6.9%	365	-3
Alternatives to Imprisonment (inc Early release, Bail and Pre-Sentence orders)				
CEO/Short Term Parole	82	7.0%	81	1
Conditional Bail	312	26.8%	319	-7
Cwith Parole	14	1.2%	15	-1
Interstate parole	7	0.6%	7	0
Monitored Bail	14	1.2%	13	1
Pre-Sentence	221	19.0%	221	0
State Parole	432	37.1%	436	-4
Work Rel. or Re-Entry	0	0.0%	0	0

Juvenile Custodial Population

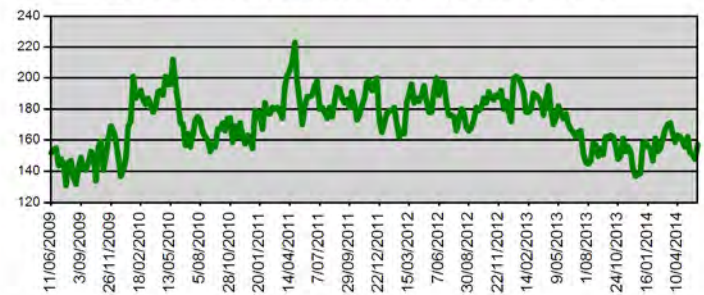
Total	157		148	9
Sentenced	78	49.7%	83	-5
Unsentenced	79	50.3%	65	14
Aboriginal	119	75.8%	113	6
Female	18	11.5%	9	9
Supervised Bail	0		0	0
By Facility				
Banksia Hill	157	100.0%	148	9

Trends in Justice - Rolling Five Year History

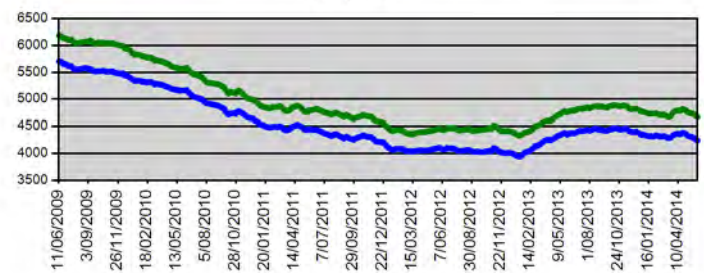
Adult Prisoner Population - Rolling 5 Year Snapshot



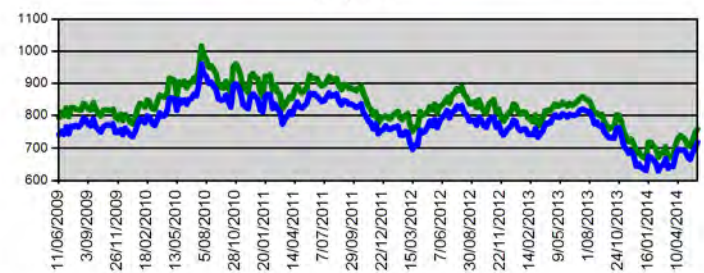
Juvenile Detention Population - Rolling 5 Year Snapshot



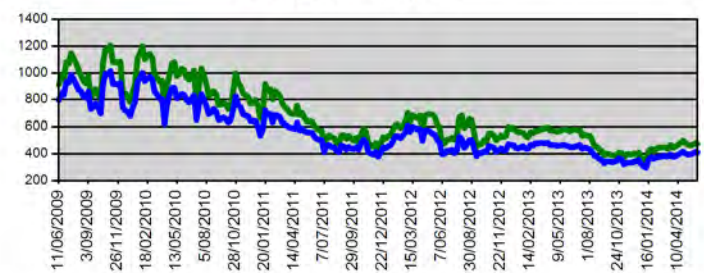
Adult Community Corrections - Orders and Offenders - Rolling 5 Year Snapshot



Juvenile Community Justice - Orders and Offenders - Rolling 5 Year Snapshot



Juvenile Community Justice - JJTeam Referrals and Distinct Persons - Rolling 5 Year Snapshot



* Includes Hospital/Lockup
^ Includes cases where fine defaulters have a current remand warrant



Adult Community Justice Service Orders Valid as at 29/05/2014 00:00 hours													Distinct Persons							
Branch	IS	CB	CSI	DS	PS	PO	HB	CE	PA	WR / RR	WD	Total Count Orders	Distinct Persons Special / High Risk	Variation Total Distinct Persons	Aboriginal Male	Aboriginal Female	Non-Aboriginal Male	Non-Aboriginal Female	Not Recorded	Total Distinct Persons
Albany	58	86	11	1	10	0	12	0	7	0	2	187	9	-6	24	10	94	21	2	151
Broome	39	56	10	1	4	2	0	3	5	0	6	126	7	6	89	21	11	1	2	124
Bunbury	48	123	26	1	15	0	15	2	25	0	3	258	9	-1	31	15	149	35	7	237
Busselton	10	39	13	0	1	0	5	0	5	0	0	73	3	-2	7	2	43	13	0	65
Carnarvon	21	41	3	0	2	0	0	2	3	0	2	74	0	-7	30	21	14	6	0	71
Central Law Court	0	0	1	0	0	0	14	0	0	0	0	15	1	-4	0	0	13	2	0	15
Central West Metro	100	162	63	0	10	2	28	14	91	0	11	481	24	-5	45	27	304	70	3	449
Cocos/christmas Islands	0	3	0	0	0	0	0	0	0	0	0	3	0	0	0	0	3	0	0	3
Court Assessment Treatment	2	7	1	0	35	0	68	0	0	0	0	113	38	-2	6	8	46	15	1	76
Esperance	11	18	5	0	3	0	2	1	4	0	0	44	0	-3	9	4	20	6	0	39
Geraldton	56	89	19	1	9	0	4	1	14	0	0	193	10	0	83	27	45	5	4	164
Halls Creek	14	32	3	0	0	0	1	0	1	0	6	57	5	0	40	12	2	0	0	54
Kalgoorlie	55	51	14	0	17	0	13	5	12	0	10	177	5	5	66	38	38	16	0	158
Karratha	6	30	4	0	0	0	1	0	1	0	2	44	0	0	26	5	8	2	0	41
Katanning	22	30	3	0	3	0	2	0	1	0	2	63	0	0	16	16	16	3	1	52
Kununurra	23	42	8	0	6	0	6	0	1	0	8	94	7	3	61	26	4	1	0	92
Mandurah	35	59	21	0	5	0	6	3	17	0	3	149	7	3	18	4	87	25	2	136
Meekeatharra	4	12	1	0	0	0	0	0	0	0	0	17	0	0	6	9	2	0	0	17
Narrogin	22	53	4	0	6	0	1	2	2	0	0	90	0	-1	21	13	28	9	1	72
Newman	12	33	0	0	2	0	0	1	0	0	0	48	2	0	24	11	4	3	1	43
North East Metro	100	144	54	0	18	1	34	7	32	0	2	392	18	-3	54	25	218	47	9	353
North West Metro	108	182	66	0	13	3	31	17	83	0	13	516	20	-3	45	17	346	74	8	490
Northam	27	49	10	0	7	0	4	1	13	0	1	112	3	-2	22	20	41	14	4	101
Public Protection Unit	0	0	0	20	0	0	0	0	0	0	0	20	18	1	6	0	14	0	0	20
Rockingham	75	107	36	0	19	3	17	9	26	0	2	294	17	4	23	8	193	47	3	274
Roebourne	8	14	2	0	0	0	0	1	3	0	5	33	1	-4	18	5	5	1	0	29
South East Metro	126	225	76	0	24	0	33	7	66	0	4	561	18	-7	79	20	343	69	4	515
South Hedland	24	47	8	0	0	1	5	0	2	0	9	96	6	0	61	18	8	3	1	91
South West Coasta	86	126	36	0	12	3	24	6	41	0	1	335	10	1	43	14	198	45	6	306
TOTAL	1092	1860	498	24	221	15	326	82	455	0	92	4665	238	-27	953	396	2297	533	59	4238
% of Total Orders	23.41%	39.87%	10.68%	0.51%	4.74%	0.32%	6.99%	1.76%	9.75%	0.00%	1.97%	Average orders/person		1.10	22.49%	9.34%	54.20%	12.58%	1.39%	100.00%



Juvenile Community Justice Service Orders Valid as at 29/05/2014 00:00 hrs											Distinct Persons on Orders											
Branch	AISO	ACBO	IYSO	YCBO	JCRO	CWO	INOR	SRO	BAIL	Total Orders	Aboriginal Male	Aboriginal Female	Non Aboriginal Male	Non Aboriginal Female	Not Recorded	Total Distinct Persons	Special Risk	Variation Total Distinct Persons on previous week	JJTM Referrals	JJTM Distinct Persons	Reports	Total Services
ALBANY YJS	0	0	3	9	9	0	0	3	0	24	13	3	3	2	0	21	0	5	4	3	5	33
BROOME YJS	0	0	10	13	10	0	0	3	0	36	31	4	0	0	0	35	2	0	45	37	9	90
BUNBURY YJS	0	0	11	22	11	1	0	2	0	47	18	4	21	2	0	45	2	0	19	17	9	75
BUSSELTON YJS	0	0	0	0	0	0	0	0	0	0	0	0	0	0	0	0	0	0	0	0	0	0
CARNARVON YJS	0	0	2	14	3	0	0	0	0	19	10	4	4	0	0	18	0	-6	6	6	1	26
CENTRAL METRO YJS	0	0	11	32	10	2	0	4	0	59	23	6	29	1	0	59	5	-6	15	15	18	92
CHRISTMAS AND COCOS ISLANDS YJS	0	0	0	0	0	0	0	0	0	0	0	0	0	0	0	0	0	0	0	0	0	0
COURT ASSESSMENT AND TREATMENT SERVICE (CATS)	0	0	0	0	0	0	0	0	0	0	0	0	0	0	0	0	0	-6	0	0	10	10
DERBY YJS	0	0	0	0	0	0	0	0	0	0	0	0	0	0	0	0	0	0	0	0	0	0
ESPERANCE YJS	0	0	1	2	5	0	0	1	0	9	3	1	4	1	0	9	0	-3	6	3	5	20
FITZROY CROSSING YJS	0	0	0	0	0	0	0	0	0	0	0	0	0	0	0	0	1	0	0	0	0	0
GERALDTON YJS	0	0	6	19	5	0	0	2	0	32	24	3	4	0	0	31	2	-1	23	21	13	68
HALLS CREEK YJS	0	0	5	9	3	0	0	1	0	18	14	2	0	0	0	16	1	4	0	0	6	24
KALGOORLIE YJS	0	0	8	15	9	0	0	3	0	35	27	1	2	0	0	30	1	4	21	19	13	69
KARRATHA YJS	0	0	4	4	6	0	0	2	0	16	13	2	0	0	0	15	0	6	22	18	3	41
KATANNING YJS	0	0	0	0	0	0	0	0	0	0	0	0	0	0	0	0	0	0	0	0	0	0
KUNUNURRA YJS	0	0	7	15	11	0	0	3	0	36	32	2	0	0	1	35	2	-4	39	31	9	84
MEEKATHARRA YJS	0	0	5	10	5	0	0	2	0	22	19	2	0	0	0	21	4	-2	10	8	10	42
METRO YOUTH BAIL SERVICES (MYBS)	0	0	0	0	0	0	0	0	0	0	0	0	0	0	0	0	1	-7	0	0	0	0
NARROGIN YJS	0	0	0	5	3	0	0	0	0	8	3	1	3	0	0	7	0	-2	0	0	3	11
NEWMAN YJS	0	0	3	10	2	0	0	5	0	20	13	4	0	1	0	18	0	-1	25	14	4	49
NORTH METRO YJS	0	0	17	34	10	1	0	8	0	70	19	6	35	6	0	66	3	-6	39	38	26	135
NORTHAM YJS	0	0	5	17	5	0	0	4	0	31	12	5	7	1	0	25	1	3	17	15	4	52
PERTH CHILDRENS COURT	0	0	0	0	0	0	0	0	0	0	0	0	0	0	0	0	0	0	0	0	0	0
PSYCHOLOGICAL SERVICES	0	0	0	0	0	0	0	0	0	0	0	0	0	0	0	0	0	0	0	0	0	0
ROEBOURNE YJS	0	0	2	17	3	0	0	1	0	23	16	4	1	0	0	21	0	-1	21	17	5	49
SOUTH EAST METRO YJS	0	0	27	37	28	0	0	3	0	95	38	10	36	11	0	95	7	7	65	58	32	192
SOUTH HEDLAND YJS	0	0	5	24	7	0	0	7	0	43	28	9	1	0	0	38	1	5	26	23	6	75
SOUTH WEST METRO YJS	0	0	32	46	29	0	1	10	0	117	34	8	62	10	0	114	4	8	71	68	23	211
SUPERVISED RELEASE REVIEW BOARD	0	0	0	0	0	0	0	0	0	0	0	0	0	0	0	0	0	0	0	0	0	0
WYNDHAM YJS	0	0	0	0	0	0	0	0	0	0	0	0	0	0	0	0	0	0	0	0	0	0
TOTAL Branches	0	0	164	354	174	4	1	64	0	760	390	81	212	35	1	719	37	-3	474	411	214	1448
GRAND TOTAL	0	0	164	354	174	4	1	64	0	760	390	81	212	35	1	719	37	-3	474	411	214	1448
% of Total Orders	0.00%	0.00%	21.58%	46.58%	22.89%	0.53%	0.13%	8.42%	0.00%	100.00%	54.24%	11.27%	29.49%	4.87%	0.14%	Average Supervised Orders / Person			1.06			



Adults Offenders in Custody as at 5/06/2014 00:00 Hours. Count by Facility, Status, Ethnicity and Gender.

This includes all persons in workcamps and in hospital and lockup.

FACILITY	Sentenced							Unsentenced							Total
	Aboriginal			Non-Aboriginal			Total	Aboriginal			Non-Aboriginal			Total	
	MALE	FEMALE	Total	MALE	FEMALE	Total		MALE	FEMALE	Total	MALE	FEMALE	Total		
ACACIA PRISON	380	0	380	606	0	606	986	1	0	1	2	0	2	3	989
ALBANY REGIONAL PRISON	105	0	105	162	0	162	267	19	0	19	13	0	13	32	299
BANDYUP WOMENS PRISON	0	91	91	0	86	86	177	0	67	67	0	52	52	119	296
BORONIA PRE RELEASE CENTRE	0	19	19	0	60	60	79	0	0	0	0	0	0	0	79
BROOME REGIONAL PRISON	12	0	12	7	0	7	19	15	1	16	1	0	1	17	36
BUNBURY REGIONAL PRISON	55	0	55	234	0	234	289	7	0	7	43	0	43	50	339
CASUARINA PRISON	220	0	220	335	0	335	555	86	0	86	144	0	144	230	785
EASTERN GOLDFIELDS REGIONAL PRISON	47	18	65	17	0	17	82	8	1	9	2	0	2	11	93
GREENOUGH REGIONAL PRISON	155	29	184	38	27	65	249	30	7	37	10	3	13	50	299
HAKEA PRISON	107	0	107	222	0	222	329	216	0	216	409	0	409	625	954
KARNET PRISON FARM	32	0	32	275	0	275	307	0	0	0	0	0	0	0	307
PARDELUP PRISON FARM	16	0	16	63	0	63	79	0	0	0	0	0	0	0	79
ROEBOURNE REGIONAL PRISON	100	0	100	11	0	11	111	39	1	40	7	0	7	47	158
WANDOO REINTEGRATION FACILITY	19	0	19	39	0	39	58	0	0	0	0	0	0	0	58
WEST KIMBERLEY REGIONAL PRISON	105	17	122	4	1	5	127	14	5	19	0	0	0	19	146
WOOROLOO PRISON FARM	61	0	61	301	0	301	362	0	0	0	0	0	0	0	362
Total	1414	174	1588	2314	174	2488	4076	435	82	517	631	55	686	1203	5279



Juvenile Offenders in Detention as at 5/06/2014 00:00 Hours. Count by Facility, Status, Ethnicity and Gender.

FACILITY	Sentenced						Unsentenced						Total	
	Aboriginal			Non-Aboriginal		Total	Aboriginal			Non-Aboriginal		Total		
	MALE	FEMALE	Total	MALE	Total		MALE	FEMALE	Total	MALE	FEMALE			Total
BANKSIA HILL DETENTION CENTRE	61	4	65	13	13	78	46	8	54	19	6	25	79	157
Total	61	4	65	13	13	78	46	8	54	19	6	25	79	157



Prisoners in Custody of Hospital or Police Lockup as at 5/06/2014 00:00 Hours.

Parent Facility and Prisoner Locations		Sentenced					Unsentenced					Total
		A		N		Total	A	N		Total		
		MALE	FEMALE	MALE	FEMALE		FEMALE	MALE	FEMALE			
BANDYUP WOMENS PRISON	BAND EU LONGTERM HOSPITAL	0	1	0	1	2	1	0	2	3	5	
	SWAN DISTRICTS HOSPITAL	0	1	0	0	1	0	0	0	0	1	
HAKEA PRISON	GRAYLANDS HOSPITAL	0	0	0	0	0	0	1	0	1	1	
GREENOUGH REGIONAL PRISON	GREE EU LONGTERM HOSPITAL	1	0	0	0	1	0	0	0	0	1	
CASUARINA PRISON	HOSPITAL ADMISSION OVERNIGHT	0	0	1	0	1	0	0	0	0	1	
	ROYAL PERTH HOSPITAL	0	0	1	0	1	0	1	0	1	2	
	CASU EU LONGTERM HOSPITAL	0	0	0	0	0	0	1	0	1	1	
WOOROLOO PRISON FARM	WOOR EU POLICE LOCKUP	0	0	1	0	1	0	0	0	0	1	
Total		1	2	3	1	7	1	3	2	6	13	



Prisoners in Custody of WorkCamp as at 5/06/2014 00:00 Hours.

Parent Facility and WorkCamp Locations		Sentenced			Total
		Aboriginal	Non-Aboriginal	Total	
		MALE	MALE		
EASTERN GOLDFIELDS REGIONAL PRISON	WARBURTON WORKCAMP	5	2	7	7
PARDELUP PRISON FARM	WALPOLE WORK CAMP	0	9	9	9
ROEBOURNE REGIONAL PRISON	ROEBOURNE TOWN WORKCAMP	12	4	16	16
WEST KIMBERLEY REGIONAL PRISON	WYNDHAM WORK CAMP	11	3	14	14
WOOROLOO PRISON FARM	DOWERIN WORK CAMP	2	17	19	19
Total		30	35	65	65