



## Weekly Offender Statistics (WOS) Report as at 22 May 2014 00:00 hours



**Performance and Statistics**  
**Department of Corrective Services**

Generated on: 22 May 2014 10:4:43 hours



## Report Notes

---

**Report Title** Weekly Offender Statistics (WOS) Report

**Report Designer** Performance and Statistics Team

**Last Modified**

**Report Data Source** WOSdb in the Analysis Platform

### Data Guidelines

This report shows a weekly snapshot of the Adult and Juvenile custodial systems and the variation between weekly snapshots as well as a rolling five year history of the snapshot reports in graphical form.



## Report Notes

---

**Report Title** Prison Census

**Report Designer** Performance and Statistics Team

### Last Modified

**Report Data Source** TOMS in the Analysis Platform

### Data Guidelines

Analysis Platform : This report provides information on each of the prison facilities across the state as at a user define date (as at 24:00 hours) defined by Facility, Status, Ethnicity and Gender.

Ethnicity: A = Aboriginal; N = Non-Aboriginal

#### NOTES:

1. Prisoners in Custody of Hospital or Police Lockup are recorded as a subset of the total number of Prisoners across the state and are already included in the Adult Offenders in Custody totals.
2. Prisoners in Custody of Work Camp are recorded as a subset of the total number of Prisoners across the state and are already included Adult Offenders in Custody total.



**Legend:**

**Adult OrderType Codes**

CB - Community Based Orders

CE - CEO Parole / Short Term Parole Orders

CSI - Conditional Suspended Imprisonment Orders

DS - Dangerous Sex Offender Orders

HB - Conditional/ Monitored Bail Orders

IS - Intensive Supervision Orders

PA - Parole Orders

PO - Probation Orders

PS - Pre-Sentence Orders

WD - Work and Development Orders

WR/RR - Work Release or ReEntry Release Orders



**Legend: Juvenile OrderTypes**

AISO - Adult Intensive Supervision Order  
ACBO - Adult Community Based Order  
BAIL - Supervising Bail  
CONF - Court Conferencing Referral  
CUST - Juvenile Detention Support  
CWO - Community Work Order  
DBWT - Deferred Bench Warrant  
INOR - Interstate Order  
IYSO - Intensive Youth Supervision Order  
JCRO - Juvenile Conditional Release Order  
JTMP - Juvenile Drug Court (CATS) Treatment Mgmt Plan  
JJTM - JJ Team Referral  
PREV - Prevention  
PRIS - Adult Prison Support  
SRO - Supervised Release Order  
YCBO - Youth Community Based Order

**All Reports:**

**Includes:** Adult Pre-sentence Report  
Breach of Adult Court Order Report  
Breach of Juvenile Court Order Report  
Breach of SRO Report (S.144 - non-compliance)  
Breach of SRO Report (S.145 - offending)  
Combined Juvenile Court Report & Adult PSR  
Court Report  
Court Conference Referral Report  
Juvenile Court Diversion Assessment



Weekly Offender Statistics - Thursday Prisoner Population Report as at 22/05/2014 00:00 hours

Adult Prisoner Population

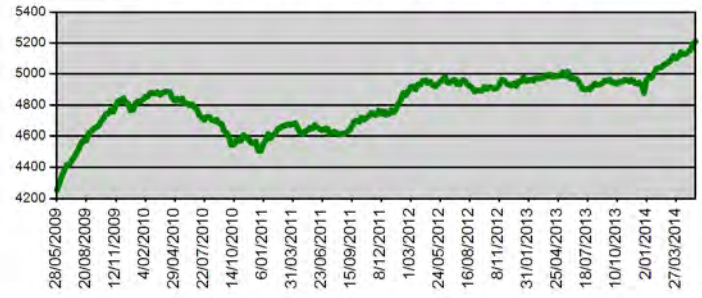
	Count	% of Total	Previous Count	Variation
Total *	5211		5197	14
Sentenced	4066	78.0%	4074	-8
Remand	1132	21.7%	1109	23
Aboriginal	2086	40.0%	2077	9
Female	482	9.2%	475	7
Hospital/Lockup	13	0.2%	14	-1
Fine Defaulters:				
State ^	14	0.3%	15	-1
Federal	0	0.0%	0	0
By Facility				
Acacia	983	18.9%	993	-10
Albany	287	5.5%	271	16
Bandyup	296	5.7%	283	13
Boronia Pre release	79	1.5%	80	-1
Broome	35	0.7%	35	0
Bunbury	330	6.3%	330	0
Casuarina	732	14.0%	730	2
Eastern Goldfields	95	1.8%	99	-4
Greenough	298	5.7%	305	-7
Hakea	975	18.7%	963	12
Karnet	310	5.9%	310	0
Pardelup	79	1.5%	80	-1
Roebourne	156	3.0%	158	-2
Wandoo	53	1.0%	49	4
West Kimberly	138	2.6%	141	-3
Woorloo	365	7.0%	370	-5
Alternatives to Imprisonment (inc Early release, Bail and Pre-Sentence orders)				
CEO/Short Term Parole	81	6.8%	85	-4
Conditional Bail	338	28.2%	334	4
Cwith Parole	14	1.2%	14	0
Interstate parole	7	0.6%	7	0
Monitored Bail	15	1.3%	19	-4
Pre-Sentence	219	18.3%	220	-1
State Parole	445	37.1%	448	-3
Work Rel. or Re-Entry	0	0.0%	0	0

Juvenile Custodial Population

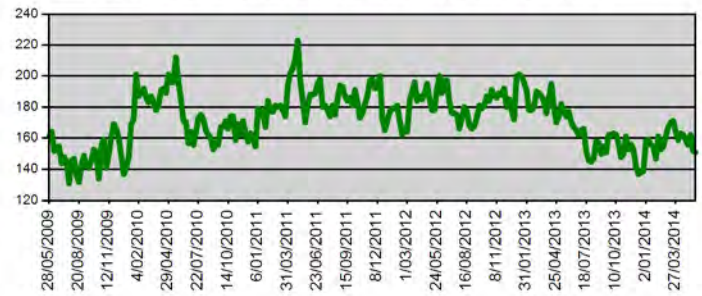
Total	151		152	-1
Sentenced	82	54.3%	81	1
Unsentenced	69	45.7%	71	-2
Aboriginal	115	76.2%	121	-6
Female	9	6.0%	9	0
Supervised Bail	0		0	0
By Facility				
Banksia Hill	151	100.0%	152	-1

Trends in Justice - Rolling Five Year History

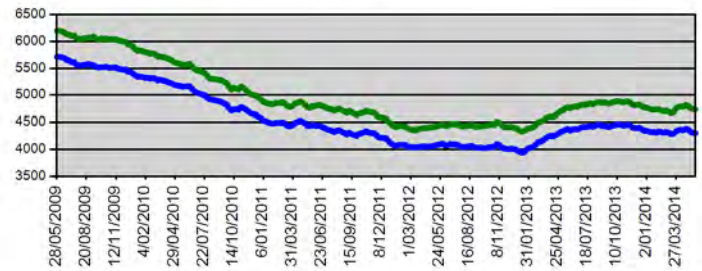
Adult Prisoner Population - Rolling 5 Year Snapshot



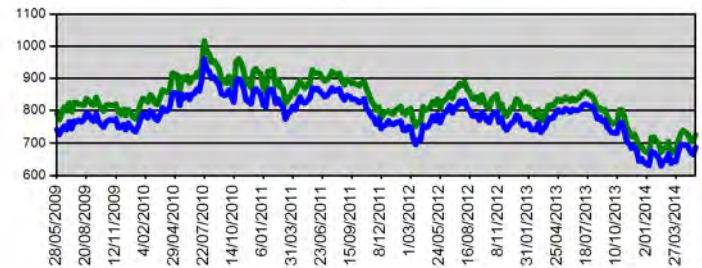
Juvenile Detention Population - Rolling 5 Year Snapshot



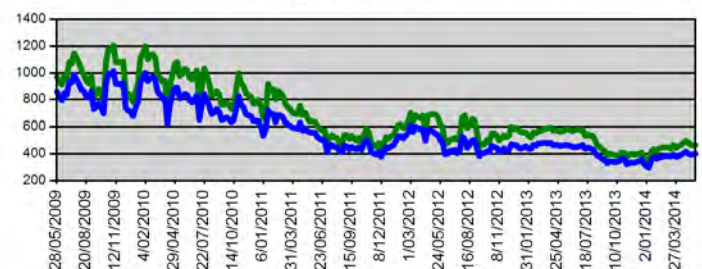
Adult Community Corrections - Orders and Offenders - Rolling 5 Year Snapshot



Juvenile Community Justice - Orders and Offenders - Rolling 5 Year Snapshot



Juvenile Community Justice - JJTeam Referrals and Distinct Persons - Rolling 5 Year Snapshot



\* Includes Hospital/Lockup  
^ Includes cases where fine defaulters have a current remand warrant



Adult Community Justice Service Orders Valid as at 15/05/2014 00:00 hours													Distinct Persons							
Branch	IS	CB	CSI	DS	PS	PO	HB	CE	PA	WR / RR	WD	Total Count Orders	Distinct Persons Special / High Risk	Variation Total Distinct Persons	Aboriginal Male	Aboriginal Female	Non-Aboriginal Male	Non-Aboriginal Female	Not Recorded	Total Distinct Persons
Albany	61	89	11	1	10	0	13	0	9	0	3	197	9	-3	24	10	103	21	1	159
Broome	39	51	10	1	4	2	0	2	5	0	5	119	7	-3	86	20	10	1	0	117
Bunbury	47	120	24	1	15	0	13	2	26	0	6	254	9	-3	30	16	148	35	6	235
Busselton	11	39	13	0	1	0	6	0	5	0	0	75	2	0	6	4	43	12	2	67
Carnarvon	21	46	3	0	2	0	0	1	5	0	2	80	0	0	30	21	17	7	2	77
Central Breach Unit	0	1	0	0	0	0	0	0	0	0	0	1	0	0	0	0	0	0	0	0
Central Law Court	0	0	1	0	0	0	25	0	0	0	0	26	1	1	3	1	18	4	0	26
Central West Metro	103	165	61	0	11	2	25	14	93	0	13	487	23	-5	47	28	306	71	5	457
Cocos/christmas Islands	0	3	0	0	0	0	0	0	0	0	0	3	0	-1	0	0	3	0	0	3
Court Assessment Treatment	2	8	0	0	34	0	77	0	0	0	0	121	38	2	6	10	49	15	1	81
Esperance	12	18	5	0	3	0	2	1	5	0	0	46	0	6	9	4	19	6	2	40
Geraldton	54	90	18	1	7	0	6	3	15	0	1	195	10	1	86	28	48	4	4	170
Halls Creek	15	33	3	0	0	0	1	0	1	0	4	57	6	-2	40	12	2	0	1	55
Kalgoorlie	51	49	14	0	17	0	15	4	10	0	14	174	3	9	67	37	35	14	0	153
Karratha	5	31	4	0	0	0	1	0	1	0	4	46	2	1	24	6	9	2	0	41
Katanning	19	31	3	0	5	0	2	1	1	0	2	64	1	-4	16	16	15	4	1	52
Kununurra	23	47	8	0	4	0	3	1	1	0	7	94	6	5	63	24	3	1	0	91
Mandurah	36	61	22	0	6	0	6	1	15	0	2	149	9	2	18	4	90	22	2	136
Meekatharra	4	9	1	0	0	0	0	0	0	0	0	14	0	-2	6	7	1	0	0	14
Narrogin	22	54	4	0	6	0	1	2	3	0	0	92	0	-3	22	13	27	11	1	74
Newman	13	40	0	0	2	0	0	1	1	0	0	57	2	3	28	14	4	3	1	50
North East Metro	102	145	53	0	16	1	38	7	32	0	2	396	21	0	55	26	216	49	10	356
North West Metro	109	188	68	0	14	3	31	18	85	0	7	523	24	-10	50	20	343	77	4	494
Northam	26	51	11	0	8	0	4	1	13	0	1	115	3	1	23	21	42	15	4	105
Public Protection Unit	0	0	0	19	0	0	0	0	0	0	0	19	18	0	6	0	13	0	0	19
Rockingham	70	112	37	0	18	3	18	8	25	0	1	292	17	1	23	7	198	43	2	273
Roebourne	12	13	2	0	0	0	0	1	3	0	5	36	1	2	21	4	5	1	2	33
South East Metro	132	229	78	0	23	0	35	7	70	0	6	580	17	3	84	21	353	73	2	533
South Hedland	23	44	8	0	0	1	6	0	1	0	11	94	4	1	58	16	9	3	2	88
South West Coasta	82	122	37	0	13	2	25	6	43	0	1	331	13	-8	43	16	195	45	4	303
<b>TOTAL</b>	<b>1094</b>	<b>1889</b>	<b>499</b>	<b>23</b>	<b>219</b>	<b>14</b>	<b>353</b>	<b>81</b>	<b>468</b>	<b>0</b>	<b>97</b>	<b>4737</b>	<b>246</b>	<b>-6</b>	<b>974</b>	<b>406</b>	<b>2324</b>	<b>539</b>	<b>59</b>	<b>4302</b>
% of Total Orders	23.09%	39.88%	10.53%	0.49%	4.62%	0.30%	7.45%	1.71%	9.88%	0.00%	2.05%	Average orders/person		1.10	22.64%	9.44%	54.02%	12.53%	1.37%	100.00%



Juvenile Community Justice Service Orders Valid as at 15/05/2014 00:00 hrs											Distinct Persons on Orders											
Branch	AISO	ACBO	IYSO	YCBO	JCRO	CWO	INOR	SRO	BAIL	Total Orders	Aboriginal Male	Aboriginal Female	Non Aboriginal Male	Non Aboriginal Female	Not Recorded	Total Distinct Persons	Special Risk	Variation Total Distinct Persons on previous week	JJTM Referrals	JJTM Distinct Persons	Reports	Total Services
ALBANY YJS	0	0	4	10	5	0	0	3	0	22	12	2	4	1	0	19	0	-3	3	3	5	30
BROOME YJS	0	0	12	13	9	0	0	3	0	37	31	5	0	0	0	36	2	1	48	37	9	94
BUNBURY YJS	0	0	10	22	9	1	0	1	0	43	17	4	18	1	0	40	0	6	20	17	14	77
BUSSELTON YJS	0	0	0	0	0	0	0	0	0	0	0	0	0	0	0	0	0	0	0	0	0	0
CARNARVON YJS	0	0	2	14	3	0	0	0	0	19	8	5	5	0	0	18	0	2	11	11	2	32
CENTRAL METRO YJS	0	0	11	31	11	1	0	4	0	58	21	8	27	2	0	58	5	2	19	18	21	98
CHRISTMAS AND COCOS ISLANDS YJS	0	0	0	0	0	0	0	0	0	0	0	0	0	0	0	0	0	0	0	0	0	0
COURT ASSESSMENT AND TREATMENT SERVICE (CATS)	0	0	0	0	0	0	0	0	0	0	0	0	0	0	0	0	0	3	0	0	21	21
DERBY YJS	0	0	0	0	0	0	0	0	0	0	0	0	0	0	0	0	0	0	0	0	0	0
ESPERANCE YJS	0	0	1	2	5	0	0	1	0	9	3	1	4	1	0	9	0	4	10	7	3	22
FITZROY CROSSING YJS	0	0	0	0	0	0	0	0	0	0	0	0	0	0	0	0	1	0	0	0	0	0
GERALDTON YJS	0	0	5	18	5	0	0	2	0	30	22	4	3	0	0	29	0	6	24	23	7	61
HALLS CREEK YJS	0	0	7	9	2	0	0	1	0	19	16	2	0	0	0	18	1	2	0	0	0	19
KALGOORLIE YJS	0	0	7	13	9	0	0	3	0	32	23	1	3	0	0	27	1	-4	21	18	21	74
KARRATHA YJS	0	0	4	4	6	0	0	2	0	16	13	2	0	0	0	15	0	-3	12	9	6	34
KATANNING YJS	0	0	0	0	0	0	0	0	0	0	0	0	0	0	0	0	0	0	0	0	0	0
KUNUNURRA YJS	0	0	7	14	11	0	0	3	0	35	32	3	0	0	0	35	2	10	43	34	18	96
MEEKATHARRA YJS	0	0	5	10	4	0	0	3	0	22	19	2	0	0	0	21	4	0	13	10	11	46
METRO YOUTH BAIL SERVICES (MYBS)	0	0	0	0	0	0	0	0	0	0	0	0	0	0	0	0	1	-8	0	0	0	0
NARROGIN YJS	0	0	0	5	3	0	0	0	0	8	3	1	3	0	0	7	0	0	0	0	4	12
NEWMAN YJS	0	0	4	9	1	0	0	3	0	17	11	3	0	1	0	15	0	0	23	13	6	46
NORTH METRO YJS	0	0	19	31	10	1	0	8	0	69	20	6	35	5	0	66	4	11	43	42	15	127
NORTHAM YJS	0	0	5	18	4	0	0	2	0	29	10	4	8	1	0	23	1	3	12	12	6	47
PERTH CHILDRENS COURT	0	0	0	0	0	0	0	0	0	0	0	0	0	0	0	0	0	0	0	0	0	0
PSYCHOLOGICAL SERVICES	0	0	0	0	0	0	0	0	0	0	0	0	0	0	0	0	0	0	0	0	0	0
ROEBOURNE YJS	0	0	3	14	3	0	0	1	0	21	14	3	1	0	0	18	0	-2	22	18	3	46
SOUTH EAST METRO YJS	0	0	27	37	27	1	0	3	0	95	34	11	37	12	0	94	7	4	54	47	30	179
SOUTH HEDLAND YJS	0	0	4	16	3	0	0	4	0	27	18	7	0	0	0	25	1	-5	22	19	12	61
SOUTH WEST METRO YJS	0	0	33	41	31	0	2	12	0	117	34	8	63	10	0	115	4	4	65	62	22	204
SUPERVISED RELEASE REVIEW BOARD	0	0	0	0	0	0	0	0	0	0	0	0	0	0	0	0	0	0	0	0	0	0
WYNDHAM YJS	0	0	0	0	0	0	0	0	0	0	0	0	0	0	0	0	0	0	0	0	0	0
<b>TOTAL Branches</b>	<b>0</b>	<b>0</b>	<b>170</b>	<b>331</b>	<b>161</b>	<b>4</b>	<b>2</b>	<b>59</b>	<b>0</b>	<b>725</b>	<b>361</b>	<b>82</b>	<b>211</b>	<b>34</b>	<b>0</b>	<b>688</b>	<b>34</b>	<b>33</b>	<b>465</b>	<b>400</b>	<b>236</b>	<b>1426</b>
<b>GRAND TOTAL</b>	<b>0</b>	<b>0</b>	<b>170</b>	<b>331</b>	<b>161</b>	<b>4</b>	<b>2</b>	<b>59</b>	<b>0</b>	<b>725</b>	<b>361</b>	<b>82</b>	<b>211</b>	<b>34</b>	<b>0</b>	<b>688</b>	<b>34</b>	<b>33</b>	<b>465</b>	<b>400</b>	<b>236</b>	<b>1426</b>
% of Total Orders	0.00%	0.00%	23.45%	45.66%	22.21%	0.55%	0.28%	8.14%	0.00%	100.00%	52.47%	11.92%	30.67%	4.94%	0.00%	Average Supervised Orders / Person			1.05			





**Adults Offenders in Custody as at 22/05/2014 00:00 Hours. Count by Facility, Status, Ethnicity and Gender.**

This includes all persons in workcamps and in hospital and lockup.

FACILITY	Sentenced							Unsentenced							Total
	Aboriginal			Non-Aboriginal			Total	Aboriginal			Non-Aboriginal			Total	
	MALE	FEMALE	Total	MALE	FEMALE	Total		MALE	FEMALE	Total	MALE	FEMALE	Total		
ACACIA PRISON	387	0	387	595	0	595	982	0	0	0	1	0	1	1	983
ALBANY REGIONAL PRISON	102	0	102	156	0	156	258	15	0	15	14	0	14	29	287
BANDYUP WOMENS PRISON	0	87	87	0	92	92	179	0	66	66	0	51	51	117	296
BORONIA PRE RELEASE CENTRE	0	19	19	0	60	60	79	0	0	0	0	0	0	0	79
BROOME REGIONAL PRISON	16	0	16	7	0	7	23	11	1	12	0	0	0	12	35
BUNBURY REGIONAL PRISON	54	0	54	234	0	234	288	7	0	7	35	0	35	42	330
CASUARINA PRISON	217	0	217	344	0	344	561	66	0	66	105	0	105	171	732
EASTERN GOLDFIELDS REGIONAL PRISON	48	19	67	16	2	18	85	7	0	7	3	0	3	10	95
GREENOUGH REGIONAL PRISON	157	26	183	41	24	65	248	37	3	40	7	3	10	50	298
HAKEA PRISON	111	0	111	215	0	215	326	224	0	224	425	0	425	649	975
KARNET PRISON FARM	32	0	32	278	0	278	310	0	0	0	0	0	0	0	310
PARDELUP PRISON FARM	16	0	16	63	0	63	79	0	0	0	0	0	0	0	79
ROEBOURNE REGIONAL PRISON	108	0	108	11	0	11	119	28	3	31	6	0	6	37	156
WANDOO REINTEGRATION FACILITY	18	0	18	35	0	35	53	0	0	0	0	0	0	0	53
WEST KIMBERLEY REGIONAL PRISON	96	18	114	4	1	5	119	12	7	19	0	0	0	19	138
WOOROLOO PRISON FARM	68	0	68	297	0	297	365	0	0	0	0	0	0	0	365
<b>Total</b>	<b>1430</b>	<b>169</b>	<b>1599</b>	<b>2296</b>	<b>179</b>	<b>2475</b>	<b>4074</b>	<b>407</b>	<b>80</b>	<b>487</b>	<b>596</b>	<b>54</b>	<b>650</b>	<b>1137</b>	<b>5211</b>



**Juvenile Offenders in Detention as at 22/05/2014 00:00 Hours. Count by Facility, Status, Ethnicity and Gender.**

FACILITY	Sentenced						Unsentenced						Total	
	Aboriginal			Non-Aboriginal		Total	Aboriginal			Non-Aboriginal		Total		
	MALE	FEMALE	Total	MALE	Total		MALE	FEMALE	Total	MALE	FEMALE			Total
BANKSIA HILL DETENTION CENTRE	65	3	68	14	14	82	45	2	47	18	4	22	69	151
<b>Total</b>	<b>65</b>	<b>3</b>	<b>68</b>	<b>14</b>	<b>14</b>	<b>82</b>	<b>45</b>	<b>2</b>	<b>47</b>	<b>18</b>	<b>4</b>	<b>22</b>	<b>69</b>	<b>151</b>



**Prisoners in Custody of Hospital or Police Lockup as at 22/05/2014 00:00 Hours.**

Parent Facility and Prisoner Locations		Sentenced				Unsentenced			Total
		A		N	Total	A	N	Total	
		MALE	FEMALE	MALE		FEMALE	MALE		
<b>KARNET PRISON FARM</b>	<b>ARMADALE/ KELMSCOTT HOSPITAL</b>	0	0	1	1	0	0	0	1
<b>BANDYUP WOMENS PRISON</b>	<b>BAND EU LONGTERM HOSPITAL</b>	0	1	0	1	1	0	1	2
<b>CASUARINA PRISON</b>	<b>CASU EU LONGTERM HOSPITAL</b>	2	0	0	2	0	1	1	3
	<b>GRAYLANDS HOSPITAL</b>	1	0	1	2	0	0	0	2
	<b>ROYAL PERTH HOSPITAL</b>	0	0	0	0	0	1	1	1
<b>BUNBURY REGIONAL PRISON</b>	<b>HOSPITAL ADMISSION OVERNIGHT</b>	0	0	1	1	0	0	0	1
<b>HAKEA PRISON</b>	<b>ROYAL PERTH HOSPITAL</b>	0	0	0	0	0	1	1	1
	<b>GRAYLANDS HOSPITAL</b>	0	0	0	0	0	1	1	1
<b>WOOROLOO PRISON FARM</b>	<b>WOOR EU POLICE LOCKUP</b>	0	0	1	1	0	0	0	1
<b>Total</b>		<b>3</b>	<b>1</b>	<b>4</b>	<b>8</b>	<b>1</b>	<b>4</b>	<b>5</b>	<b>13</b>



**Prisoners in Custody of WorkCamp as at 22/05/2014 00:00 Hours.**

Parent Facility and WorkCamp Locations		Sentenced			Total
		Aboriginal	Non-Aboriginal	Total	
		MALE	MALE		
<b>EASTERN GOLDFIELDS REGIONAL PRISON</b>	<b>WARBURTON WORKCAMP</b>	<b>6</b>	<b>2</b>	<b>8</b>	<b>8</b>
<b>PARDELUP PRISON FARM</b>	<b>WALPOLE WORK CAMP</b>	<b>0</b>	<b>8</b>	<b>8</b>	<b>8</b>
<b>ROEBOURNE REGIONAL PRISON</b>	<b>ROEBOURNE TOWN WORKCAMP</b>	<b>12</b>	<b>3</b>	<b>15</b>	<b>15</b>
<b>WEST KIMBERLEY REGIONAL PRISON</b>	<b>WYNDHAM WORK CAMP</b>	<b>9</b>	<b>3</b>	<b>12</b>	<b>12</b>
<b>WOOROLOO PRISON FARM</b>	<b>DOWERIN WORK CAMP</b>	<b>2</b>	<b>17</b>	<b>19</b>	<b>19</b>
<b>Total</b>		<b>29</b>	<b>33</b>	<b>62</b>	<b>62</b>