



Weekly Offender Statistics (WOS) Report as at 15 May 2014 00:00 hours



Performance and Statistics
Department of Corrective Services

Generated on: 15 May 2014 10:54:40 hours



Report Notes

Report Title Weekly Offender Statistics (WOS) Report

Report Designer Performance and Statistics Team

Last Modified

Report Data Source WOSdb in the Analysis Platform

Data Guidelines

This report shows a weekly snapshot of the Adult and Juvenile custodial systems and the variation between weekly snapshots as well as a rolling five year history of the snapshot reports in graphical form.



Report Notes

Report Title Prison Census

Report Designer Performance and Statistics Team

Last Modified

Report Data Source TOMS in the Analysis Platform

Data Guidelines

Analysis Platform : This report provides information on each of the prison facilities across the state as at a user define date (as at 24:00 hours) defined by Facility, Status, Ethnicity and Gender.

Ethnicity: A = Aboriginal; N = Non-Aboriginal

NOTES:

1. Prisoners in Custody of Hospital or Police Lockup are recorded as a subset of the total number of Prisoners across the state and are already included in the Adult Offenders in Custody totals.
2. Prisoners in Custody of Work Camp are recorded as a subset of the total number of Prisoners across the state and are already included Adult Offenders in Custody total.



Legend:

Adult OrderType Codes

CB - Community Based Orders

CE - CEO Parole / Short Term Parole Orders

CSI - Conditional Suspended Imprisonment Orders

DS - Dangerous Sex Offender Orders

HB - Conditional/ Monitored Bail Orders

IS - Intensive Supervision Orders

PA - Parole Orders

PO - Probation Orders

PS - Pre-Sentence Orders

WD - Work and Development Orders

WR/RR - Work Release or ReEntry Release Orders



Legend: Juvenile OrderTypes

AISO - Adult Intensive Supervision Order
ACBO - Adult Community Based Order
BAIL - Supervising Bail
CONF - Court Conferencing Referral
CUST - Juvenile Detention Support
CWO - Community Work Order
DBWT - Deferred Bench Warrant
INOR - Interstate Order
IYSO - Intensive Youth Supervision Order
JCRO - Juvenile Conditional Release Order
JTMP - Juvenile Drug Court (CATS) Treatment Mgmt Plan
JJTM - JJ Team Referral
PREV - Prevention
PRIS - Adult Prison Support
SRO - Supervised Release Order
YCBO - Youth Community Based Order

All Reports:

Includes: Adult Pre-sentence Report
Breach of Adult Court Order Report
Breach of Juvenile Court Order Report
Breach of SRO Report (S.144 - non-compliance)
Breach of SRO Report (S.145 - offending)
Combined Juvenile Court Report & Adult PSR
Court Report
Court Conference Referral Report
Juvenile Court Diversion Assessment



Weekly Offender Statistics - Thursday Prisoner Population Report as at 15/05/2014 00:00 hours

Adult Prisoner Population

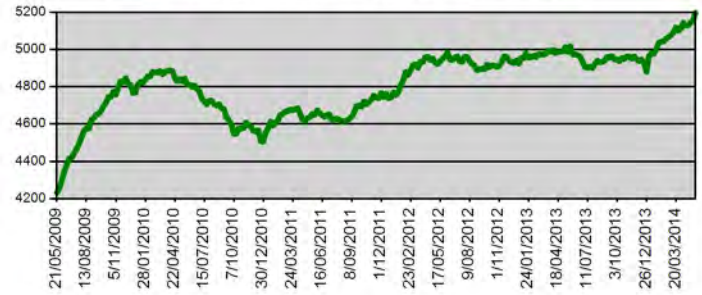
	Count	% of Total	Previous Count	Variation
Total *	5197		5157	40
Sentenced	4074	78.4%	4038	36
Remand	1109	21.3%	1110	-1
Aboriginal	2077	40.0%	2057	20
Female	475	9.1%	474	1
Hospital/Lockup	14	0.3%	9	5
Fine Defaulters:				
State ^	15	0.3%	13	2
Federal	0	0.0%	0	0
By Facility				
Acacia	993	19.1%	984	9
Albany	271	5.2%	276	-5
Bandyup	283	5.4%	288	-5
Boronia Pre release	80	1.5%	80	0
Broome	35	0.7%	39	-4
Bunbury	330	6.3%	324	6
Casuarina	730	14.0%	739	-9
Eastern Goldfields	99	1.9%	102	-3
Greenough	305	5.9%	283	22
Hakea	963	18.5%	958	5
Karnet	310	6.0%	307	3
Pardelup	80	1.5%	84	-4
Roebourne	158	3.0%	153	5
Wandoo	49	0.9%	49	0
West Kimberly	141	2.7%	137	4
Woorloo	370	7.1%	354	16
Alternatives to Imprisonment (inc Early release, Bail and Pre-Sentence orders)				
CEO/Short Term Parole	85	7.0%	84	1
Conditional Bail	334	27.6%	334	0
Cwith Parole	14	1.2%	14	0
Interstate parole	7	0.6%	7	0
Monitored Bail	19	1.6%	19	0
Pre-Sentence	220	18.2%	224	-4
State Parole	448	37.0%	446	2
Work Rel. or Re-Entry	0	0.0%	0	0

Juvenile Custodial Population

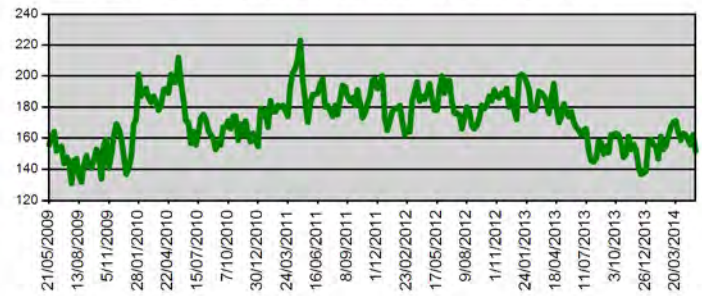
Total	152		162	-10
Sentenced	81	53.3%	82	-1
Unsentenced	71	46.7%	80	-9
Aboriginal	121	79.6%	129	-8
Female	9	5.9%	12	-3
Supervised Bail	0		0	0
By Facility				
Banksia Hill	152	100.0%	162	-10

Trends in Justice - Rolling Five Year History

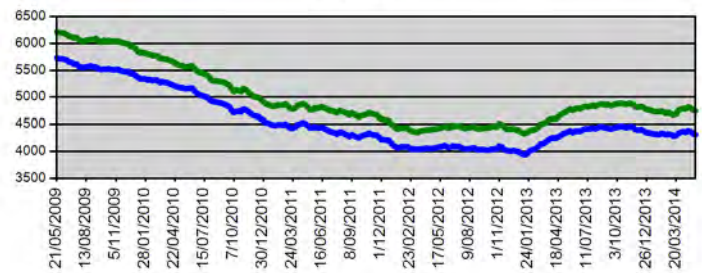
Adult Prisoner Population - Rolling 5 Year Snapshot



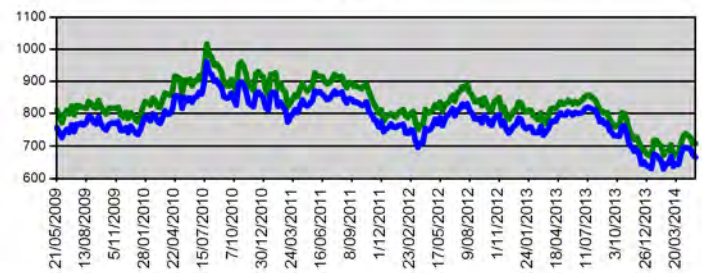
Juvenile Detention Population - Rolling 5 Year Snapshot



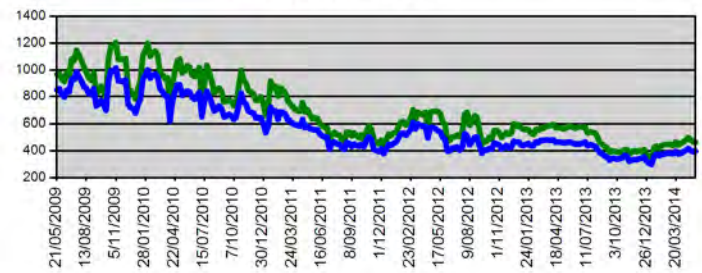
Adult Community Corrections - Orders and Offenders - Rolling 5 Year Snapshot



Juvenile Community Justice - Orders and Offenders - Rolling 5 Year Snapshot



Juvenile Community Justice - JJTeam Referrals and Distinct Persons - Rolling 5 Year Snapshot



* Includes Hospital/Lockup

^ Includes

cases where fine defaulters have a current remand warrant



Adult Community Justice Service Orders Valid as at 8/05/2014 00:00 hours

Distinct Persons

Branch	IS	CB	CSI	DS	PS	PO	HB	CE	PA	WR / RR	WD	Total Count Orders	Distinct Persons Special / High Risk	Variation Total Distinct Persons	Aboriginal Male	Aboriginal Female	Non-Aboriginal Male	Non-Aboriginal Female	Not Recorded	Total Distinct Persons
Albany	63	88	11	1	10	0	13	0	9	0	2	197	8	-2	25	11	104	21	1	162
Broome	40	51	9	1	4	2	0	2	5	0	8	122	7	-7	87	22	10	1	0	120
Bunbury	45	123	26	1	14	0	14	2	26	0	5	256	8	24	30	18	149	36	5	238
Busselton	11	40	13	0	0	0	6	0	5	0	0	75	3	-26	6	5	42	11	3	67
Carnarvon	21	44	3	0	2	0	0	2	5	0	3	80	0	-1	29	22	18	7	1	77
Central Law Court	0	0	1	0	0	0	24	0	0	0	0	25	1	-2	4	0	17	4	0	25
Central West Metro	105	168	60	0	11	2	25	15	96	0	13	495	26	6	50	27	309	72	4	462
Cocos/christmas Islands	0	4	0	0	0	0	0	0	0	0	0	4	0	-2	0	0	4	0	0	4
Court Assessment Treatment	2	7	0	0	39	0	75	0	0	0	0	123	37	0	6	8	52	13	0	79
Esperance	9	15	5	0	3	0	2	1	5	0	0	40	0	1	6	4	18	6	0	34
Geraldton	51	90	18	1	7	0	8	3	15	0	1	194	10	-8	86	28	46	4	5	169
Halls Creek	15	34	3	0	1	0	1	0	1	0	4	59	7	8	41	13	2	0	1	57
Kalgoorlie	48	48	13	0	17	0	14	4	10	0	10	164	4	5	64	34	33	13	0	144
Karratha	4	32	4	0	0	0	1	0	1	0	2	44	2	-3	24	6	8	2	0	40
Katanning	18	34	4	0	5	0	2	1	2	0	2	68	1	1	17	17	17	4	1	56
Kununurra	23	48	9	0	4	0	4	1	1	0	2	92	7	1	58	22	3	2	1	86
Mandurah	33	58	23	0	6	0	3	1	17	0	3	144	7	2	19	5	88	22	0	134
Meekatharra	5	10	1	0	0	0	0	0	0	0	0	16	0	3	7	8	1	0	0	16
Narrogin	22	56	4	0	6	0	2	2	2	0	0	94	0	0	22	14	28	12	1	77
Newman	13	37	0	0	2	0	0	1	1	0	0	54	2	0	26	13	4	4	0	47
North East Metro	105	145	53	0	15	1	38	8	30	0	2	397	20	-10	59	25	215	48	9	356
North West Metro	110	192	71	0	14	3	32	20	87	0	6	535	23	-1	51	21	351	79	2	504
Northam	26	50	11	0	8	0	4	0	13	0	1	113	4	1	22	21	42	15	4	104
Public Protection Unit	0	0	0	19	0	0	0	0	0	0	0	19	18	1	6	0	13	0	0	19
Rockingham	68	114	38	0	18	3	16	7	25	0	1	290	18	0	24	8	198	40	2	272
Roebourne	10	12	2	0	0	0	0	1	3	0	5	33	1	-5	21	3	5	1	1	31
South East Metro	132	228	75	0	20	0	36	7	70	0	6	574	16	1	85	21	350	71	3	530
South Hedland	23	44	8	0	0	1	5	0	1	0	11	93	4	-1	56	17	9	2	3	87
South West Coasta	83	129	37	0	14	2	28	7	41	0	2	343	14	-5	44	18	195	48	6	311
TOTAL	1085	1901	502	23	220	14	353	85	471	0	89	4743	248	-19	975	411	2331	538	53	4308
% of Total Orders	22.88%	40.08%	10.58%	0.48%	4.64%	0.30%	7.44%	1.79%	9.93%	0.00%	1.88%	Average orders/person		1.10	22.63%	9.54%	54.11%	12.49%	1.23%	100.00%



Juvenile Community Justice Service Orders Valid as at 8/05/2014 00:00 hrs											Distinct Persons on Orders											
Branch	AISO	ACBO	IYSO	YCBO	JCRO	CWO	INOR	SRO	BAIL	Total Orders	Aboriginal Male	Aboriginal Female	Non Aboriginal Male	Non Aboriginal Female	Not Recorded	Total Distinct Persons	Special Risk	Variation Total Distinct Persons on previous week	JJTM Referrals	JJTM Distinct Persons	Reports	Total Services
ALBANY YJS	0	0	5	8	5	0	0	4	0	22	13	2	4	1	0	20	0	1	6	6	4	32
BROOME YJS	0	0	12	14	9	0	0	3	0	38	31	5	0	0	0	36	2	-5	51	36	5	94
BUNBURY YJS	0	0	10	22	7	0	0	1	0	40	15	4	17	1	0	37	0	2	22	19	14	76
BUSSELTON YJS	0	0	0	0	0	0	0	0	0	0	0	0	0	0	0	0	0	0	0	0	0	0
CARNARVON YJS	0	0	3	12	3	0	0	0	0	18	8	4	5	0	0	17	0	1	17	16	4	39
CENTRAL METRO YJS	0	0	9	29	12	1	0	5	0	56	20	8	26	1	0	55	5	-13	21	20	26	103
CHRISTMAS AND COCOS ISLANDS YJS	0	0	0	0	0	0	0	0	0	0	0	0	0	0	0	0	0	0	0	0	0	0
COURT ASSESSMENT AND TREATMENT SERVICE (CATS)	0	0	0	0	0	0	0	0	0	0	0	0	0	0	0	0	0	5	0	0	20	20
DERBY YJS	0	0	0	0	0	0	0	0	0	0	0	0	0	0	0	0	0	0	0	0	0	0
ESPERANCE YJS	0	0	1	3	4	0	0	1	0	9	3	1	4	1	0	9	0	2	6	6	2	17
FITZROY CROSSING YJS	0	0	0	0	0	0	0	0	0	0	0	0	0	0	0	0	1	1	0	0	0	0
GERALDTON YJS	0	0	5	19	4	0	0	1	0	29	21	4	3	0	0	28	0	1	19	17	9	57
HALLS CREEK YJS	0	0	7	7	2	0	0	1	0	17	14	2	0	0	0	16	1	-4	0	0	2	19
KALGOORLIE YJS	0	0	9	14	8	0	0	3	0	34	23	1	4	0	0	28	1	2	22	20	21	77
KARRATHA YJS	0	0	4	5	6	0	0	2	0	17	14	2	0	0	0	16	0	-6	14	11	6	37
KATANNING YJS	0	0	0	0	0	0	0	0	0	0	0	0	0	0	0	0	0	0	0	0	0	0
KUNUNURRA YJS	0	0	7	17	11	0	0	3	0	38	33	4	0	0	0	37	2	1	35	26	17	90
MEEKATHARRA YJS	0	0	5	9	4	0	0	3	0	21	18	2	0	0	0	20	2	0	14	11	9	44
METRO YOUTH BAIL SERVICES (MYBS)	0	0	0	0	0	0	0	0	0	0	0	0	0	0	0	0	1	2	0	0	0	0
NARROGIN YJS	0	0	0	5	3	0	0	0	0	8	3	1	3	0	0	7	0	0	0	0	4	12
NEWMAN YJS	0	0	4	8	1	0	0	3	0	16	10	3	0	1	0	14	0	3	27	15	7	50
NORTH METRO YJS	0	0	14	26	11	0	0	8	0	59	16	4	30	5	0	55	3	3	41	39	20	120
NORTHAM YJS	0	0	5	19	4	0	0	2	0	30	10	5	8	1	0	24	1	-10	9	9	3	42
PERTH CHILDRENS COURT	0	0	0	0	0	0	0	0	0	0	0	0	0	0	0	0	0	0	0	0	0	0
PSYCHOLOGICAL SERVICES	0	0	0	0	0	0	0	0	0	0	0	0	0	0	0	0	0	0	0	0	0	0
ROEBOURNE YJS	0	0	3	14	3	0	0	1	0	21	14	3	1	0	0	18	0	5	21	17	4	46
SOUTH EAST METRO YJS	0	0	27	34	27	1	0	2	0	91	33	11	34	12	0	90	6	3	49	43	32	172
SOUTH HEDLAND YJS	0	0	4	16	3	0	0	4	0	27	19	6	0	0	0	25	1	0	28	25	11	66
SOUTH WEST METRO YJS	0	0	33	38	33	0	2	12	0	116	34	6	64	10	0	114	4	-6	61	60	17	194
SUPERVISED RELEASE REVIEW BOARD	0	0	0	0	0	0	0	0	0	0	0	0	0	0	0	0	0	0	0	0	0	0
WYNDHAM YJS	0	0	0	0	0	0	0	0	0	0	0	0	0	0	0	0	0	0	0	0	0	0
TOTAL Branches	0	0	167	319	160	2	2	59	0	707	352	78	203	33	0	666	30	-12	463	396	237	1407
GRAND TOTAL	0	0	167	319	160	2	2	59	0	707	352	78	203	33	0	666	30	-12	463	396	237	1407
% of Total Orders	0.00%	0.00%	23.62%	45.12%	22.63%	0.28%	0.28%	8.35%	0.00%	100.00%	52.85%	11.71%	30.48%	4.95%	0.00%	Average Supervised Orders / Person			1.06			



Adults Offenders in Custody as at 15/05/2014 00:00 Hours. Count by Facility, Status, Ethnicity and Gender.

This includes all persons in workcamps and in hospital and lockup.

FACILITY	Sentenced						Unsentenced						Total		
	Aboriginal			Non-Aboriginal			Total	Aboriginal			Non-Aboriginal			Total	
	MALE	FEMALE	Total	MALE	FEMALE	Total		MALE	FEMALE	Total	MALE	FEMALE			Total
ACACIA PRISON	389	0	389	602	0	602	991	1	0	1	1	0	1	2	993
ALBANY REGIONAL PRISON	92	0	92	149	0	149	241	16	1	17	13	0	13	30	271
BANDYUP WOMENS PRISON	0	82	82	0	90	90	172	0	58	58	0	53	53	111	283
BORONIA PRE RELEASE CENTRE	0	19	19	0	61	61	80	0	0	0	0	0	0	0	80
BROOME REGIONAL PRISON	15	0	15	8	0	8	23	9	2	11	1	0	1	12	35
BUNBURY REGIONAL PRISON	55	0	55	232	0	232	287	10	0	10	33	0	33	43	330
CASUARINA PRISON	221	0	221	343	0	343	564	65	0	65	101	0	101	166	730
EASTERN GOLDFIELDS REGIONAL PRISON	45	18	63	17	2	19	82	12	1	13	4	0	4	17	99
GREENOUGH REGIONAL PRISON	161	27	188	44	24	68	256	37	4	41	5	3	8	49	305
HAKEA PRISON	117	0	117	213	0	213	330	213	0	213	420	0	420	633	963
KARNET PRISON FARM	31	0	31	279	0	279	310	0	0	0	0	0	0	0	310
PARDELUP PRISON FARM	17	0	17	63	0	63	80	0	0	0	0	0	0	0	80
ROEBOURNE REGIONAL PRISON	107	2	109	12	0	12	121	29	2	31	6	0	6	37	158
WANDOO REINTEGRATION FACILITY	18	0	18	31	0	31	49	0	0	0	0	0	0	0	49
WEST KIMBERLEY REGIONAL PRISON	104	19	123	4	1	5	128	7	6	13	0	0	0	13	141
WOOROLOO PRISON FARM	65	0	65	305	0	305	370	0	0	0	0	0	0	0	370
Total	1437	167	1604	2302	178	2480	4084	399	74	473	584	56	640	1113	5197



Juvenile Offenders in Detention as at 15/05/2014 00:00 Hours. Count by Facility, Status, Ethnicity and Gender.

FACILITY	Sentenced						Unsentenced						Total	
	Aboriginal			Non-Aboriginal		Total	Aboriginal			Non-Aboriginal		Total		
	MALE	FEMALE	Total	MALE	Total		MALE	FEMALE	Total	MALE	FEMALE			Total
BANKSIA HILL DETENTION CENTRE	66	2	68	13	13	81	50	3	53	14	4	18	71	152
Total	66	2	68	13	13	81	50	3	53	14	4	18	71	152



Prisoners in Custody of Hospital or Police Lockup as at 15/05/2014 00:00 Hours.

Parent Facility and Prisoner Locations		Sentenced				Unsentenced			Total
		A		N	Total	A	N	Total	
		MALE	FEMALE	MALE		MALE	MALE		
BANDYUP WOMENS PRISON	BAND EU LONGTERM HOSPITAL	0	1	0	1	0	0	0	1
GREENOUGH REGIONAL PRISON	GREE EU LONGTERM HOSPITAL	1	0	0	1	0	0	0	1
CASUARINA PRISON	HOSPITAL ADMISSION OVERNIGHT	1	0	1	2	0	0	0	2
	GRAYLANDS HOSPITAL	1	0	1	2	0	0	0	2
	ROYAL PERTH HOSPITAL	0	0	1	1	0	1	1	2
WOOROLOO PRISON FARM	HOSPITAL ADMISSION OVERNIGHT	0	0	1	1	0	0	0	1
	WOOR EU POLICE LOCKUP	0	0	1	1	0	0	0	1
ACACIA PRISON	HOSPITAL ADMISSION OVERNIGHT	0	0	1	1	0	0	0	1
HAKEA PRISON	ROYAL PERTH HOSPITAL	0	0	0	0	0	1	1	1
	GRAYLANDS HOSPITAL	0	0	0	0	1	1	2	2
Total		3	1	6	10	1	3	4	14



Prisoners in Custody of WorkCamp as at 15/05/2014 00:00 Hours.

Parent Facility and WorkCamp Locations		Sentenced			Total
		Aboriginal	Non-Aboriginal	Total	
		MALE	MALE		
EASTERN GOLDFIELDS REGIONAL PRISON	WARBURTON WORKCAMP	6	2	8	8
PARDELUP PRISON FARM	WALPOLE WORK CAMP	0	8	8	8
ROEBOURNE REGIONAL PRISON	ROEBOURNE TOWN WORKCAMP	9	3	12	12
WEST KIMBERLEY REGIONAL PRISON	WYNDHAM WORK CAMP	12	3	15	15
WOOROLOO PRISON FARM	DOWERIN WORK CAMP	2	17	19	19
Total		29	33	62	62