



Weekly Offender Statistics (WOS) Report as at 1 May 2014 00:00 hours



Performance and Statistics
Department of Corrective Services

Generated on: 1 May 2014 13:36:20 hours



Report Notes

Report Title Weekly Offender Statistics (WOS) Report

Report Designer Performance and Statistics Team

Last Modified

Report Data Source WOSdb in the Analysis Platform

Data Guidelines

This report shows a weekly snapshot of the Adult and Juvenile custodial systems and the variation between weekly snapshots as well as a rolling five year history of the snapshot reports in graphical form.



Report Notes

Report Title Prison Census

Report Designer Performance and Statistics Team

Last Modified

Report Data Source TOMS in the Analysis Platform

Data Guidelines

Analysis Platform : This report provides information on each of the prison facilities across the state as at a user define date (as at 24:00 hours) defined by Facility, Status, Ethnicity and Gender.

Ethnicity: A = Aboriginal; N = Non-Aboriginal

NOTES:

1. Prisoners in Custody of Hospital or Police Lockup are recorded as a subset of the total number of Prisoners across the state and are already included in the Adult Offenders in Custody totals.
2. Prisoners in Custody of Work Camp are recorded as a subset of the total number of Prisoners across the state and are already included Adult Offenders in Custody total.



Legend:

Adult OrderType Codes

CB - Community Based Orders

CE - CEO Parole / Short Term Parole Orders

CSI - Conditional Suspended Imprisonment Orders

DS - Dangerous Sex Offender Orders

HB - Conditional/ Monitored Bail Orders

IS - Intensive Supervision Orders

PA - Parole Orders

PO - Probation Orders

PS - Pre-Sentence Orders

WD - Work and Development Orders

WR/RR - Work Release or ReEntry Release Orders



Legend: Juvenile OrderTypes

AISO - Adult Intensive Supervision Order
ACBO - Adult Community Based Order
BAIL - Supervising Bail
CONF - Court Conferencing Referral
CUST - Juvenile Detention Support
CWO - Community Work Order
DBWT - Deferred Bench Warrant
INOR - Interstate Order
IYSO - Intensive Youth Supervision Order
JCRO - Juvenile Conditional Release Order
JTMP - Juvenile Drug Court (CATS) Treatment Mgmt Plan
JJTM - JJ Team Referral
PREV - Prevention
PRIS - Adult Prison Support
SRO - Supervised Release Order
YCBO - Youth Community Based Order

All Reports:

Includes: Adult Pre-sentence Report
Breach of Adult Court Order Report
Breach of Juvenile Court Order Report
Breach of SRO Report (S.144 - non-compliance)
Breach of SRO Report (S.145 - offending)
Combined Juvenile Court Report & Adult PSR
Court Report
Court Conference Referral Report
Juvenile Court Diversion Assessment



Weekly Offender Statistics - Thursday Prisoner Population Report as at 1/05/2014 00:00 hours

Adult Prisoner Population

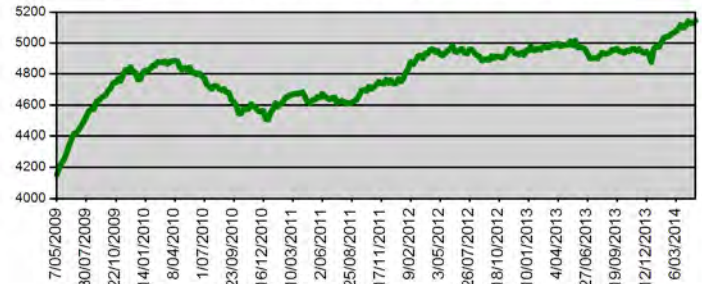
	Count	% of Total	Previous Count	Variation
Total *	5145		5130	15
Sentenced	4011	78.0%	4018	-7
Remand	1121	21.8%	1100	21
Aboriginal	2056	40.0%	2043	13
Female	467	9.1%	465	2
Hospital/Lockup	13	0.3%	12	1
Fine Defaulters:				
State ^	13	0.3%	9	4
Federal	0	0.0%	0	0
By Facility				
Acacia	988	19.2%	990	-2
Albany	279	5.4%	280	-1
Bandyup	282	5.5%	287	-5
Boronia Pre release	79	1.5%	79	0
Broome	34	0.7%	24	10
Bunbury	317	6.2%	323	-6
Casuarina	735	14.3%	730	5
Eastern Goldfields	101	2.0%	92	9
Greenough	280	5.4%	285	-5
Hakea	957	18.6%	926	31
Karnet	313	6.1%	311	2
Pardelup	86	1.7%	89	-3
Roebourne	155	3.0%	159	-4
Wandoo	49	1.0%	50	-1
West Kimberly	138	2.7%	140	-2
Woorloo	352	6.8%	365	-13
Alternatives to Imprisonment (inc Early release, Bail and Pre-Sentence orders)				
CEO/Short Term Parole	86	7.1%	82	4
Conditional Bail	338	27.8%	334	4
Cwith Parole	12	1.0%	11	1
Interstate parole	7	0.6%	7	0
Monitored Bail	16	1.3%	17	-1
Pre-Sentence	219	18.0%	223	-4
State Parole	451	37.1%	449	2
Work Rel. or Re-Entry	0	0.0%	0	0

Juvenile Custodial Population

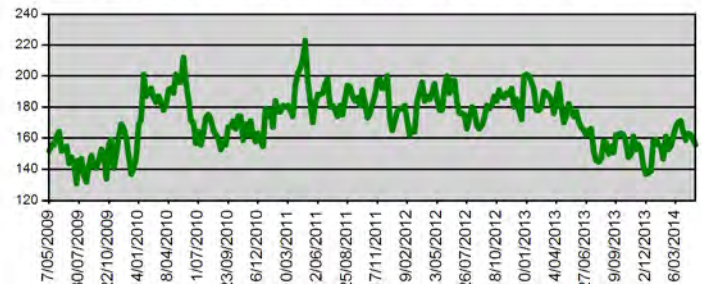
Total	156		159	-3
Sentenced	85	54.5%	82	3
Unsentenced	71	45.5%	77	-6
Aboriginal	119	76.3%	125	-6
Female	13	8.3%	10	3
Supervised Bail	0		0	0
By Facility				
Banksia Hill	156	100.0%	159	-3

Trends in Justice - Rolling Five Year History

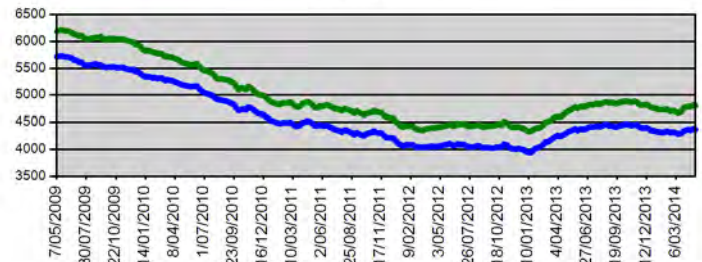
Adult Prisoner Population - Rolling 5 Year Snapshot



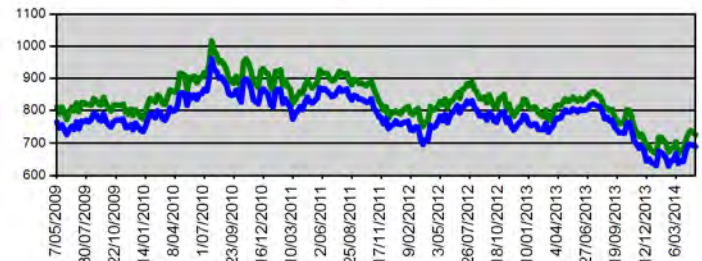
Juvenile Detention Population - Rolling 5 Year Snapshot



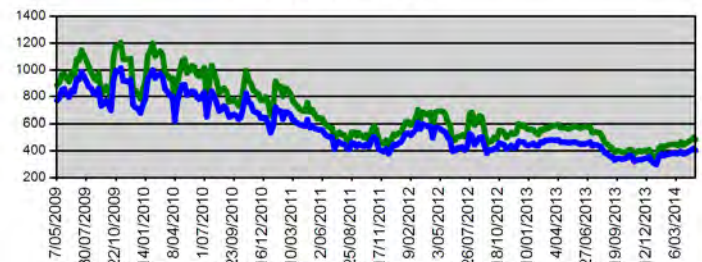
Adult Community Corrections - Orders and Offenders - Rolling 5 Year Snapshot



Juvenile Community Justice - Orders and Offenders - Rolling 5 Year Snapshot



Juvenile Community Justice - JJTeam Referrals and Distinct Persons - Rolling 5 Year Snapshot



* Includes Hospital/Lockup

^ Includes

cases where fine defaulters have a current remand warrant



Adult Community Justice Service Orders Valid as at 24/04/2014 00:00 hours													Distinct Persons							
Branch	IS	CB	CSI	DS	PS	PO	HB	CE	PA	WR / RR	WD	Total Count Orders	Distinct Persons Special / High Risk	Variation Total Distinct Persons	Aboriginal Male	Aboriginal Female	Non-Aboriginal Male	Non-Aboriginal Female	Not Recorded	Total Distinct Persons
Albany	65	88	13	1	10	0	13	0	8	0	2	200	6	-4	26	11	105	21	1	164
Broome	41	52	10	1	2	2	0	4	5	0	10	127	7	0	89	23	10	1	2	125
Bunbury	42	107	26	1	13	0	14	2	21	0	2	228	6	-1	27	17	134	32	4	214
Busselton	16	62	14	0	0	0	7	0	9	0	0	108	2	-2	9	8	57	18	4	96
Carnarvon	24	44	3	0	3	0	0	3	4	0	3	84	0	1	30	26	18	7	1	82
Central Law Court	0	0	1	0	0	0	26	0	0	0	0	27	1	0	4	0	19	4	0	27
Central West Metro	101	172	61	0	7	2	26	13	97	0	13	492	22	-3	56	25	309	69	5	464
Cocos/christmas Islands	0	6	0	0	0	0	0	0	0	0	0	6	0	0	0	0	4	2	0	6
Court Assessment Treatment	2	6	0	0	41	0	77	0	0	0	0	126	41	2	7	8	52	15	0	82
Esperance	9	15	6	0	3	0	2	0	5	0	0	40	0	-1	7	4	18	5	0	34
Geraldton	53	93	17	1	6	0	8	4	15	0	1	198	9	3	89	29	44	5	6	173
Halls Creek	14	30	3	0	1	0	0	0	2	0	4	54	6	2	39	12	2	0	0	53
Kalgoorlie	46	48	10	0	18	0	14	5	8	0	11	160	5	-3	62	36	32	10	0	140
Karratha	7	32	4	0	0	0	1	0	1	0	4	49	2	1	24	7	9	3	1	44
Katanning	18	32	4	0	5	0	1	1	2	0	1	64	1	-2	16	16	16	4	0	52
Kununurra	25	46	9	0	3	0	4	1	1	0	2	91	7	-5	59	21	2	2	2	86
Mandurah	35	53	23	0	7	0	3	1	16	0	3	141	6	-4	19	6	90	19	0	134
Meeekatharra	4	10	1	0	0	0	0	0	0	0	0	15	0	1	6	7	2	0	0	15
Narrogin	22	55	4	0	5	0	3	2	3	0	0	94	1	-1	25	14	26	11	1	77
Newman	10	36	0	0	1	0	0	1	1	0	0	49	2	-1	25	13	4	4	0	46
North East Metro	107	145	58	0	17	1	37	9	35	0	2	411	24	-3	60	27	225	50	9	371
North West Metro	114	191	73	0	15	3	30	18	91	0	9	544	24	1	57	24	346	79	3	509
Northam	23	48	9	0	8	0	3	0	13	0	1	105	5	0	19	18	42	14	4	97
Public Protection Unit	0	0	0	18	0	0	0	0	0	0	0	18	17	-1	5	0	13	0	0	18
Rockingham	68	129	38	0	19	2	16	8	21	0	2	303	16	-1	22	12	198	45	1	278
Roebourne	12	17	2	0	0	0	0	1	3	0	5	40	1	2	26	4	5	1	1	37
South East Metro	133	232	75	0	20	0	37	5	67	0	12	581	15	7	87	23	351	74	0	535
South Hedland	24	41	9	0	0	1	4	1	2	0	12	94	5	1	56	18	11	1	2	88
South West Coasta	91	128	35	0	15	2	28	7	42	0	3	351	16	-4	47	22	198	48	6	321
TOTAL	1106	1918	508	22	219	13	354	86	472	0	102	4800	247	-15	998	431	2342	544	53	4368
% of Total Orders	23.04%	39.96%	10.58%	0.46%	4.56%	0.27%	7.38%	1.79%	9.83%	0.00%	2.13%	Average orders/person		1.10	22.85%	9.87%	53.62%	12.45%	1.21%	100.00%



Juvenile Community Justice Service Orders Valid as at 24/04/2014 00:00 hrs											Distinct Persons on Orders											
Branch	AISO	ACBO	IYSO	YCBO	JCRO	CWO	INOR	SRO	BAIL	Total Orders	Aboriginal Male	Aboriginal Female	Non Aboriginal Male	Non Aboriginal Female	Not Recorded	Total Distinct Persons	Special Risk	Variation Total Distinct Persons on previous week	JJTM Referrals	JJTM Distinct Persons	Reports	Total Services
ALBANY YJS	0	0	5	9	4	0	0	4	0	22	13	3	4	1	0	21	0	2	9	9	4	35
BROOME YJS	0	0	12	16	8	0	0	3	0	39	30	6	0	0	0	36	2	0	48	36	10	97
BUNBURY YJS	0	0	11	22	8	0	1	0	0	41	15	4	18	1	0	38	0	-6	21	19	14	76
BUSSELTON YJS	0	0	0	0	0	0	0	0	0	0	0	0	0	0	0	0	0	0	0	0	0	0
CARNARVON YJS	0	0	3	8	2	0	0	0	0	13	5	4	4	0	0	13	0	2	18	17	5	36
CENTRAL METRO YJS	0	0	10	30	16	1	0	6	0	63	24	8	25	4	0	61	4	-6	20	19	42	125
CHRISTMAS AND COCOS ISLANDS YJS	0	0	0	0	0	0	0	0	0	0	0	0	0	0	0	0	0	0	0	0	0	0
COURT ASSESSMENT AND TREATMENT SERVICE (CATS)	0	0	0	0	0	0	0	0	0	0	0	0	0	0	0	0	0	-2	0	0	11	11
DERBY YJS	0	0	0	0	0	0	0	0	0	0	0	0	0	0	0	0	0	0	0	0	0	0
ESPERANCE YJS	0	0	1	2	4	0	0	1	0	8	2	1	4	1	0	8	0	-1	1	1	1	10
FITZROY CROSSING YJS	0	0	0	0	0	0	0	0	0	0	0	0	0	0	0	0	1	-1	0	0	0	0
GERALDTON YJS	0	0	4	15	5	0	0	1	0	25	20	4	1	0	0	25	0	5	15	13	9	49
HALLS CREEK YJS	0	0	6	12	2	0	0	1	0	21	17	3	0	0	0	20	1	-1	2	2	2	25
KALGOORLIE YJS	0	0	11	17	8	0	0	6	0	42	31	1	5	0	0	37	1	0	21	20	9	72
KARRATHA YJS	0	0	5	6	6	0	0	2	0	19	16	2	0	0	0	18	0	2	16	13	6	41
KATANNING YJS	0	0	0	0	0	0	0	0	0	0	0	0	0	0	0	0	0	0	0	0	0	0
KUNUNURRA YJS	0	0	8	18	10	0	0	3	0	39	34	4	0	0	0	38	2	1	42	27	19	100
MEEKATHARRA YJS	0	0	5	8	4	0	0	2	0	19	16	2	0	0	0	18	2	0	8	7	3	30
METRO YOUTH BAIL SERVICES (MYBS)	0	0	0	0	0	0	0	0	0	0	0	0	0	0	0	0	1	5	0	0	0	0
NARROGIN YJS	0	0	0	3	3	0	0	0	0	6	2	1	3	0	0	6	0	0	0	0	6	12
NEWMAN YJS	0	0	3	6	1	0	0	2	0	12	8	2	0	1	0	11	0	2	30	18	4	46
NORTH METRO YJS	0	0	14	28	12	0	0	10	0	64	19	5	33	4	0	61	5	-3	36	34	17	117
NORTHAM YJS	0	0	7	19	1	0	0	2	0	29	10	6	6	1	0	23	1	0	24	21	3	56
PERTH CHILDRENS COURT	0	0	0	0	0	0	0	0	0	0	0	0	0	0	0	0	0	0	0	0	0	0
PSYCHOLOGICAL SERVICES	0	0	0	0	0	0	0	0	0	0	0	0	0	0	0	0	0	0	0	0	0	0
ROEBOURNE YJS	0	0	3	13	4	0	0	0	0	20	13	4	1	0	0	18	0	0	31	20	1	52
SOUTH EAST METRO YJS	0	0	33	31	30	1	0	2	0	97	33	14	36	12	1	96	7	-11	48	40	23	168
SOUTH HEDLAND YJS	0	0	4	18	3	0	0	4	0	29	20	7	0	0	0	27	1	-2	34	31	5	68
SOUTH WEST METRO YJS	0	0	30	39	34	0	2	13	0	116	34	7	62	12	0	115	6	1	58	55	23	197
SUPERVISED RELEASE REVIEW BOARD	0	0	0	0	0	0	0	0	0	0	0	0	0	0	0	0	0	0	0	0	0	0
WYNDHAM YJS	0	0	0	0	0	0	0	0	0	0	0	0	0	0	0	0	0	-1	0	0	0	0
TOTAL Branches	0	0	175	320	165	2	3	62	0	724	362	88	202	37	1	690	34	-14	482	402	217	1423
GRAND TOTAL	0	0	175	320	165	2	3	62	0	724	362	88	202	37	1	690	34	-14	482	402	217	1423
% of Total Orders	0.00%	0.00%	24.17%	44.20%	22.79%	0.28%	0.41%	8.56%	0.00%	100.00%	52.46%	12.75%	29.28%	5.36%	0.14%	Average Supervised Orders / Person			1.05			



Adults Offenders in Custody as at 1/05/2014 00:00 Hours. Count by Facility, Status, Ethnicity and Gender.

This includes all persons in workcamps and in hospital and lockup.

FACILITY	Sentenced							Unsentenced							Total
	Aboriginal			Non-Aboriginal			Total	Aboriginal			Non-Aboriginal			Total	
	MALE	FEMALE	Total	MALE	FEMALE	Total		MALE	FEMALE	Total	MALE	FEMALE	Total		
ACACIA PRISON	389	0	389	598	0	598	987	0	0	0	1	0	1	1	988
ALBANY REGIONAL PRISON	96	1	97	147	0	147	244	14	1	15	20	0	20	35	279
BANDYUP WOMENS PRISON	0	78	78	0	99	99	177	0	56	56	0	49	49	105	282
BORONIA PRE RELEASE CENTRE	0	19	19	0	60	60	79	0	0	0	0	0	0	0	79
BROOME REGIONAL PRISON	10	0	10	7	0	7	17	13	2	15	2	0	2	17	34
BUNBURY REGIONAL PRISON	60	0	60	223	0	223	283	6	0	6	28	0	28	34	317
CASUARINA PRISON	221	0	221	346	0	346	567	66	0	66	102	0	102	168	735
EASTERN GOLDFIELDS REGIONAL PRISON	50	18	68	18	2	20	88	9	1	10	3	0	3	13	101
GREENOUGH REGIONAL PRISON	147	30	177	37	20	57	234	31	5	36	7	3	10	46	280
HAKEA PRISON	112	0	112	193	0	193	305	228	0	228	424	0	424	652	957
KARNET PRISON FARM	31	0	31	282	0	282	313	0	0	0	0	0	0	0	313
PARDELUP PRISON FARM	16	0	16	70	0	70	86	0	0	0	0	0	0	0	86
ROEBOURNE REGIONAL PRISON	104	0	104	10	0	10	114	33	1	34	7	0	7	41	155
WANDOO REINTEGRATION FACILITY	16	0	16	33	0	33	49	0	0	0	0	0	0	0	49
WEST KIMBERLEY REGIONAL PRISON	104	17	121	5	1	6	127	7	4	11	0	0	0	11	138
WOOROLOO PRISON FARM	60	0	60	292	0	292	352	0	0	0	0	0	0	0	352
Total	1416	163	1579	2261	182	2443	4022	407	70	477	594	52	646	1123	5145



Juvenile Offenders in Detention as at 1/05/2014 00:00 Hours. Count by Facility, Status, Ethnicity and Gender.

FACILITY	Sentenced						Unsentenced						Total	
	Aboriginal			Non-Aboriginal		Total	Aboriginal			Non-Aboriginal		Total		
	MALE	FEMALE	Total	MALE	Total		MALE	FEMALE	Total	MALE	FEMALE			Total
BANKSIA HILL DETENTION CENTRE	68	2	70	15	15	85	45	4	49	15	7	22	71	156
Total	68	2	70	15	15	85	45	4	49	15	7	22	71	156



Prisoners in Custody of Hospital or Police Lockup as at 1/05/2014 00:00 Hours.

Parent Facility and Prisoner Locations		Sentenced				Unsentenced		Total	
		A		N		Total	Total		
		MALE	FEMALE	MALE	FEMALE				MALE
BANDYUP WOMENS PRISON	BAND EU LONGTERM HOSPITAL	0	2	0	1	3	0	0	3
	KING EDWARD HOSPITAL	0	1	0	0	1	0	0	1
KARNET PRISON FARM	FREMANTLE HOSPITAL	0	0	1	0	1	0	0	1
CASUARINA PRISON	HEALTH APPOINTMENT	0	0	1	0	1	0	0	1
	GRAYLANDS HOSPITAL	1	0	1	0	2	0	0	2
	HOSPITAL DAY ADMIT	0	0	1	0	1	0	0	1
ACACIA PRISON	HOSPITAL ADMISSION OVERNIGHT	0	0	1	0	1	0	0	1
HAKEA PRISON	ROYAL PERTH HOSPITAL	0	0	0	0	0	1	1	1
	GRAYLANDS HOSPITAL	0	0	0	0	0	1	1	1
WOOROLOO PRISON FARM	WOOR EU POLICE LOCKUP	0	0	1	0	1	0	0	1
Total		1	3	6	1	11	2	2	13



Prisoners in Custody of WorkCamp as at 1/05/2014 00:00 Hours.

Parent Facility and WorkCamp Locations		Sentenced			Total
		Aboriginal	Non-Aboriginal	Total	
		MALE	MALE		
EASTERN GOLDFIELDS REGIONAL PRISON	WARBURTON WORKCAMP	6	2	8	8
PARDELUP PRISON FARM	WALPOLE WORK CAMP	1	10	11	11
WEST KIMBERLEY REGIONAL PRISON	WYNDHAM WORK CAMP	12	3	15	15
WOOROLOO PRISON FARM	DOWERIN WORK CAMP	1	17	18	18
Total		20	32	52	52