



Weekly Offender Statistics (WOS) Report as at 24 April 2014 00:00 hours



Performance and Statistics
Department of Corrective Services

Generated on: 24 April 2014 10:29:42 hours



Report Notes

Report Title Weekly Offender Statistics (WOS) Report

Report Designer Performance and Statistics Team

Last Modified

Report Data Source WOSdb in the Analysis Platform

Data Guidelines

This report shows a weekly snapshot of the Adult and Juvenile custodial systems and the variation between weekly snapshots as well as a rolling five year history of the snapshot reports in graphical form.



Report Notes

Report Title Prison Census

Report Designer Performance and Statistics Team

Last Modified

Report Data Source TOMS in the Analysis Platform

Data Guidelines

Analysis Platform : This report provides information on each of the prison facilities across the state as at a user define date (as at 24:00 hours) defined by Facility, Status, Ethnicity and Gender.

Ethnicity: A = Aboriginal; N = Non-Aboriginal

NOTES:

1. Prisoners in Custody of Hospital or Police Lockup are recorded as a subset of the total number of Prisoners across the state and are already included in the Adult Offenders in Custody totals.
2. Prisoners in Custody of Work Camp are recorded as a subset of the total number of Prisoners across the state and are already included Adult Offenders in Custody total.



Legend:

Adult OrderType Codes

CB - Community Based Orders

CE - CEO Parole / Short Term Parole Orders

CSI - Conditional Suspended Imprisonment Orders

DS - Dangerous Sex Offender Orders

HB - Conditional/ Monitored Bail Orders

IS - Intensive Supervision Orders

PA - Parole Orders

PO - Probation Orders

PS - Pre-Sentence Orders

WD - Work and Development Orders

WR/RR - Work Release or ReEntry Release Orders



Legend: Juvenile OrderTypes

AISO - Adult Intensive Supervision Order
ACBO - Adult Community Based Order
BAIL - Supervising Bail
CONF - Court Conferencing Referral
CUST - Juvenile Detention Support
CWO - Community Work Order
DBWT - Deferred Bench Warrant
INOR - Interstate Order
IYSO - Intensive Youth Supervision Order
JCRO - Juvenile Conditional Release Order
JTMP - Juvenile Drug Court (CATS) Treatment Mgmt Plan
JJTM - JJ Team Referral
PREV - Prevention
PRIS - Adult Prison Support
SRO - Supervised Release Order
YCBO - Youth Community Based Order

All Reports:

Includes: Adult Pre-sentence Report
Breach of Adult Court Order Report
Breach of Juvenile Court Order Report
Breach of SRO Report (S.144 - non-compliance)
Breach of SRO Report (S.145 - offending)
Combined Juvenile Court Report & Adult PSR
Court Report
Court Conference Referral Report
Juvenile Court Diversion Assessment



Weekly Offender Statistics - Thursday Prisoner Population Report as at 24/04/2014 00:00 hours

Adult Prisoner Population

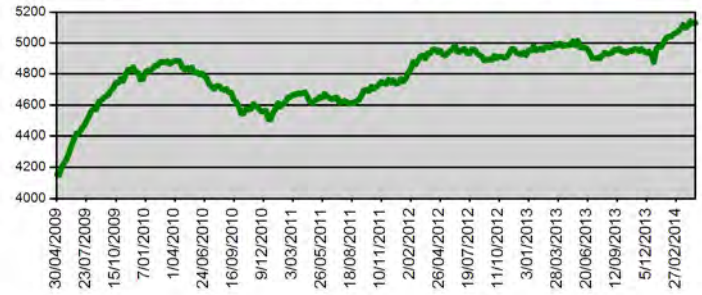
	Count	% of Total	Previous Count	Variation
Total *	5130		5128	2
Sentenced	4018	78.3%	4033	-15
Remand	1100	21.4%	1083	17
Aboriginal	2043	39.8%	2052	-9
Female	465	9.1%	468	-3
Hospital/Lockup	12	0.2%	12	0
Fine Defaulters:				
State ^	9	0.2%	17	-8
Federal	0	0.0%	0	0
By Facility				
Acacia	990	19.3%	990	0
Albany	280	5.5%	303	-23
Bandyup	287	5.6%	287	0
Boronia Pre release	79	1.5%	81	-2
Broome	24	0.5%	36	-12
Bunbury	323	6.3%	322	1
Casuarina	730	14.2%	710	20
Eastern Goldfields	92	1.8%	92	0
Greenough	285	5.6%	285	0
Hakea	926	18.1%	904	22
Karnet	311	6.1%	313	-2
Pardelup	89	1.7%	91	-2
Roebourne	159	3.1%	157	2
Wandoo	50	1.0%	49	1
West Kimberly	140	2.7%	139	1
Woorloo	365	7.1%	369	-4
Alternatives to Imprisonment (inc Early release, Bail and Pre-Sentence orders)				
CEO/Short Term Parole	82	6.8%	81	1
Conditional Bail	334	27.7%	339	-5
Cwith Parole	11	0.9%	10	1
Interstate parole	7	0.6%	7	0
Monitored Bail	17	1.4%	15	2
Pre-Sentence	223	18.5%	220	3
State Parole	449	37.3%	459	-10
Work Rel. or Re-Entry	0	0.0%	0	0

Juvenile Custodial Population

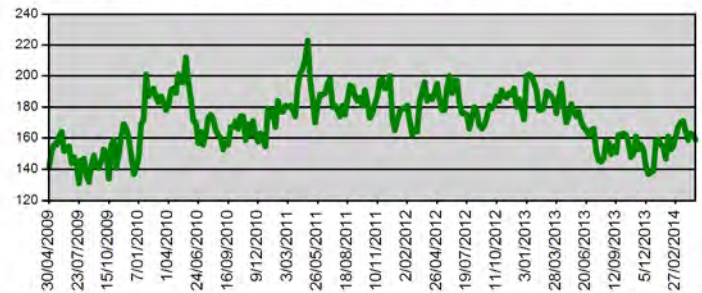
Total	159		162	-3
Sentenced	82	51.6%	89	-7
Unsentenced	77	48.4%	73	4
Aboriginal	125	78.6%	128	-3
Female	10	6.3%	10	0
Supervised Bail	0		0	0
By Facility				
Banksia Hill	159	100.0%	162	-3

Trends in Justice - Rolling Five Year History

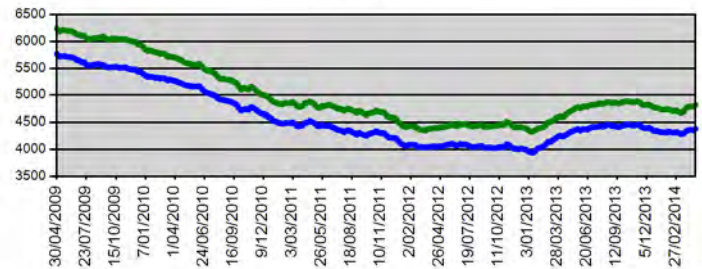
Adult Prisoner Population - Rolling 5 Year Snapshot



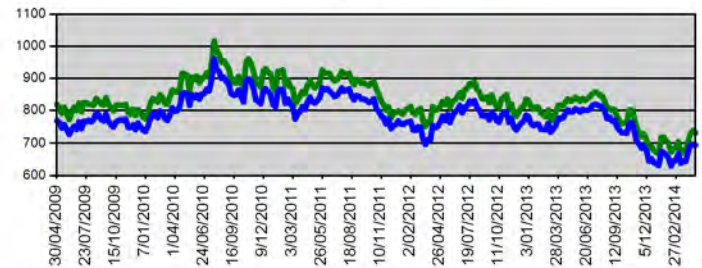
Juvenile Detention Population - Rolling 5 Year Snapshot



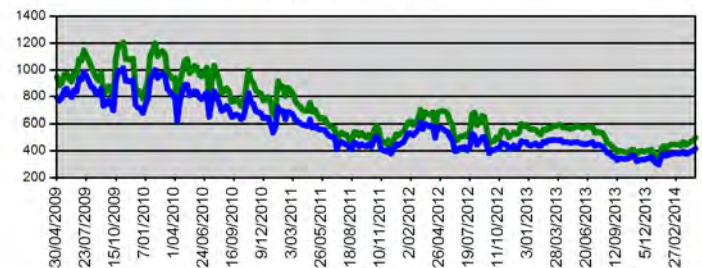
Adult Community Corrections - Orders and Offenders - Rolling 5 Year Snapshot



Juvenile Community Justice - Orders and Offenders - Rolling 5 Year Snapshot



Juvenile Community Justice - JJTeam Referrals and Distinct Persons - Rolling 5 Year Snapshot



* Includes Hospital/Lockup

^ Includes

cases where fine defaulters have a current remand warrant



Adult Community Justice Service Orders Valid as at 17/04/2014 00:00 hours													Distinct Persons							
Branch	IS	CB	CSI	DS	PS	PO	HB	CE	PA	WR / RR	WD	Total Count Orders	Distinct Persons Special / High Risk	Variation Total Distinct Persons	Aboriginal Male	Aboriginal Female	Non-Aboriginal Male	Non-Aboriginal Female	Not Recorded	Total Distinct Persons
Albany	66	89	13	1	9	0	13	0	8	0	3	202	5	-1	30	12	106	19	1	168
Broome	41	53	10	1	3	2	0	2	6	0	10	128	7	-4	89	24	10	1	1	125
Bunbury	43	107	25	1	13	0	15	2	21	0	2	229	7	4	26	18	134	33	4	215
Busselton	16	65	15	0	0	0	7	0	9	0	0	112	2	1	10	8	57	19	4	98
Carnarvon	24	42	3	0	3	0	0	3	4	0	4	83	0	3	31	25	17	7	1	81
Central Law Court	0	0	1	0	0	0	26	0	0	0	0	27	1	-1	4	0	19	4	0	27
Central West Metro	104	175	63	0	7	2	27	13	91	0	12	494	22	3	53	27	311	70	6	467
Cocos/christmas Islands	0	6	0	0	0	0	0	0	0	0	0	6	0	0	0	0	4	2	0	6
Court Assessment Treatment	2	6	0	0	41	0	72	0	0	0	0	121	39	0	6	8	52	13	1	80
Esperance	9	15	6	0	3	0	2	0	6	0	0	41	0	0	7	4	18	6	0	35
Geraldton	53	86	19	1	6	0	6	5	14	0	1	191	10	6	86	28	45	5	6	170
Halls Creek	14	28	3	0	1	0	0	0	2	0	4	52	6	2	38	11	2	0	0	51
Kalgoorlie	47	47	10	0	20	0	16	5	9	0	13	167	4	2	62	36	34	10	1	143
Karratha	7	30	4	0	0	0	1	1	1	1	4	48	3	1	25	8	6	3	1	43
Katanning	19	34	4	0	5	0	1	1	2	0	1	67	1	0	18	16	16	4	0	54
Kununurra	25	52	8	0	3	0	4	1	1	0	0	94	8	0	61	24	2	2	2	91
Mandurah	36	56	23	0	8	0	3	1	15	0	3	145	6	-6	20	7	91	19	1	138
Meeekatharra	4	9	1	0	0	0	0	0	0	0	0	14	0	0	6	7	1	0	0	14
Narrogin	22	57	4	0	5	0	3	2	3	0	0	96	1	1	25	14	26	12	1	78
Newman	10	37	0	0	1	0	0	1	1	0	0	50	3	3	27	12	4	4	0	47
North East Metro	109	147	59	0	17	1	36	8	37	0	2	416	26	-1	63	27	228	50	6	374
North West Metro	117	193	73	0	15	3	30	17	89	0	9	546	22	2	56	24	345	80	3	508
Northam	24	47	9	0	8	0	3	0	13	0	1	105	5	2	20	19	42	13	3	97
Public Protection Unit	1	0	0	19	0	0	0	0	0	0	0	20	18	-2	6	0	13	0	0	19
Rockingham	70	127	38	0	19	1	16	7	22	0	1	301	16	-2	22	12	198	46	1	279
Roebourne	10	17	2	0	0	0	0	1	3	0	4	37	1	-1	23	5	6	1	0	35
South East Metro	134	227	76	0	21	0	38	4	66	0	10	576	14	13	83	21	350	69	5	528
South Hedland	22	45	9	0	0	1	4	1	2	0	9	93	5	2	58	17	10	1	1	87
South West Coasta	92	129	35	0	15	3	28	7	44	0	3	356	16	2	49	22	200	48	6	325
TOTAL	1121	1926	513	23	223	13	351	82	469	0	96	4817	248	29	1004	436	2347	541	55	4383
% of Total Orders	23.27%	39.98%	10.65%	0.48%	4.63%	0.27%	7.29%	1.70%	9.74%	0.00%	1.99%	Average orders/person		1.10	22.91%	9.95%	53.55%	12.34%	1.25%	100.00%



Juvenile Community Justice Service Orders Valid as at 17/04/2014 00:00 hrs											Distinct Persons on Orders											
Branch	AISO	ACBO	IYSO	YCBO	JCRO	CWO	INOR	SRO	BAIL	Total Orders	Aboriginal Male	Aboriginal Female	Non Aboriginal Male	Non Aboriginal Female	Not Recorded	Total Distinct Persons	Special Risk	Variation Total Distinct Persons on previous week	JJTM Referrals	JJTM Distinct Persons	Reports	Total Services
ALBANY YJS	0	0	5	9	5	0	0	3	0	22	13	3	4	1	0	21	0	-1	8	8	4	34
BROOME YJS	0	0	12	17	8	0	0	3	0	40	31	6	0	0	0	37	2	15	46	35	7	93
BUNBURY YJS	0	0	12	22	8	0	1	0	0	42	16	4	18	1	0	39	0	4	28	25	14	84
BUSSELTON YJS	0	0	0	0	0	0	0	0	0	0	0	0	0	0	0	0	0	0	0	0	0	0
CARNARVON YJS	0	0	3	8	2	0	0	1	0	14	6	4	4	0	0	14	0	1	20	17	7	41
CENTRAL METRO YJS	0	0	10	30	16	0	0	6	0	62	24	6	25	4	0	59	5	-5	28	27	37	127
CHRISTMAS AND COCOS ISLANDS YJS	0	0	0	0	0	0	0	0	0	0	0	0	0	0	0	0	0	0	0	0	0	0
COURT ASSESSMENT AND TREATMENT SERVICE (CATS)	0	0	0	0	0	0	0	0	0	0	0	0	0	0	0	0	0	-3	0	0	12	12
DERBY YJS	0	0	0	0	0	0	0	0	0	0	0	0	0	0	0	0	0	2	0	0	0	0
ESPERANCE YJS	0	0	1	2	4	0	0	1	0	8	2	1	4	1	0	8	0	0	2	2	1	11
FITZROY CROSSING YJS	0	0	0	0	0	0	0	0	0	0	0	0	0	0	0	0	1	1	0	0	0	0
GERALDTON YJS	0	0	4	14	5	0	0	1	0	24	19	3	2	0	0	24	0	-2	9	9	13	46
HALLS CREEK YJS	0	0	6	15	2	0	0	1	0	24	20	3	0	0	0	23	1	0	5	5	2	31
KALGOORLIE YJS	0	0	12	16	8	0	0	5	0	41	29	1	5	2	0	37	1	-6	26	22	7	74
KARRATHA YJS	0	0	5	6	6	0	0	2	0	19	15	3	0	0	0	18	2	-3	15	13	6	40
KATANNING YJS	0	0	0	0	0	0	0	0	0	0	0	0	0	0	0	0	0	0	0	0	0	0
KUNUNURRA YJS	0	0	8	19	10	0	0	2	0	39	34	4	0	0	0	38	2	-3	43	26	17	99
MEEKATHARRA YJS	0	0	5	8	4	0	0	2	0	19	16	2	0	0	0	18	2	-1	9	7	2	30
METRO YOUTH BAIL SERVICES (MYBS)	0	0	0	0	0	0	0	0	0	0	0	0	0	0	0	0	2	-6	0	0	0	0
NARROGIN YJS	0	0	0	3	3	0	0	0	0	6	2	1	3	0	0	6	0	-4	0	0	6	12
NEWMAN YJS	0	0	3	6	1	0	0	2	0	12	8	2	0	1	0	11	0	-4	26	15	4	42
NORTH METRO YJS	0	0	14	29	13	1	0	8	0	65	17	6	34	5	0	62	4	5	36	35	13	114
NORTHAM YJS	0	0	7	18	1	0	0	2	0	28	9	6	6	1	0	22	0	7	24	21	3	55
PERTH CHILDRENS COURT	0	0	0	0	0	0	0	0	0	0	0	0	0	0	0	0	0	0	0	0	0	0
PSYCHOLOGICAL SERVICES	0	0	0	0	0	0	0	0	0	0	0	0	0	0	0	0	0	0	0	0	0	0
ROEBOURNE YJS	0	0	3	13	4	0	0	0	0	20	12	5	1	0	0	18	0	-3	31	20	3	54
SOUTH EAST METRO YJS	0	0	31	33	32	1	0	4	0	101	36	14	37	12	1	100	7	-6	48	42	25	174
SOUTH HEDLAND YJS	0	0	4	18	3	0	0	3	0	28	19	7	0	0	0	26	1	4	37	34	3	68
SOUTH WEST METRO YJS	0	0	30	42	32	0	2	12	0	116	35	8	59	12	0	114	5	6	57	53	28	201
SUPERVISED RELEASE REVIEW BOARD	0	0	0	0	0	0	0	0	0	0	0	0	0	0	0	0	0	0	0	0	0	0
WYNDHAM YJS	0	0	0	0	0	0	0	0	0	0	0	0	0	0	0	0	0	0	0	0	0	0
TOTAL Branches	0	0	175	328	167	2	3	58	0	730	363	89	202	40	1	695	35	-2	498	416	214	1442
GRAND TOTAL	0	0	175	328	167	2	3	58	0	730	363	89	202	40	1	695	35	-2	498	416	214	1442
% of Total Orders	0.00%	0.00%	23.97%	44.93%	22.88%	0.27%	0.41%	7.95%	0.00%	100.00%	52.23%	12.81%	29.06%	5.76%	0.14%	Average Supervised Orders / Person			1.05			



Adults Offenders in Custody as at 24/04/2014 00:00 Hours. Count by Facility, Status, Ethnicity and Gender.

This includes all persons in workcamps and in hospital and lockup.

FACILITY	Sentenced							Unsentenced							Total
	Aboriginal			Non-Aboriginal			Total	Aboriginal			Non-Aboriginal			Total	
	MALE	FEMALE	Total	MALE	FEMALE	Total		MALE	FEMALE	Total	MALE	FEMALE	Total		
ACACIA PRISON	389	0	389	601	0	601	990	0	0	0	0	0	0	0	990
ALBANY REGIONAL PRISON	99	0	99	150	0	150	249	14	0	14	17	0	17	31	280
BANDYUP WOMENS PRISON	0	83	83	0	102	102	185	0	52	52	0	50	50	102	287
BORONIA PRE RELEASE CENTRE	0	18	18	0	61	61	79	0	0	0	0	0	0	0	79
BROOME REGIONAL PRISON	7	1	8	7	0	7	15	7	0	7	2	0	2	9	24
BUNBURY REGIONAL PRISON	63	0	63	223	0	223	286	7	0	7	30	0	30	37	323
CASUARINA PRISON	220	0	220	339	0	339	559	67	0	67	104	0	104	171	730
EASTERN GOLDFIELDS REGIONAL PRISON	48	14	62	19	3	22	84	6	0	6	2	0	2	8	92
GREENOUGH REGIONAL PRISON	146	29	175	39	21	60	235	32	5	37	10	3	13	50	285
HAKEA PRISON	103	0	103	187	0	187	290	230	0	230	406	0	406	636	926
KARNET PRISON FARM	28	0	28	283	0	283	311	0	0	0	0	0	0	0	311
PARDELUP PRISON FARM	16	0	16	73	0	73	89	0	0	0	0	0	0	0	89
ROEBOURNE REGIONAL PRISON	100	1	101	10	0	10	111	40	1	41	7	0	7	48	159
WANDOO REINTEGRATION FACILITY	17	0	17	33	0	33	50	0	0	0	0	0	0	0	50
WEST KIMBERLEY REGIONAL PRISON	108	15	123	5	1	6	129	6	5	11	0	0	0	11	140
WOOROLOO PRISON FARM	66	0	66	299	0	299	365	0	0	0	0	0	0	0	365
Total	1410	161	1571	2268	188	2456	4027	409	63	472	578	53	631	1103	5130



Juvenile Offenders in Detention as at 24/04/2014 00:00 Hours. Count by Facility, Status, Ethnicity and Gender.

FACILITY	Sentenced						Unsentenced						Total	
	Aboriginal			Non-Aboriginal		Total	Aboriginal			Non-Aboriginal		Total		
	MALE	FEMALE	Total	MALE	Total		MALE	FEMALE	Total	MALE	FEMALE			Total
BANKSIA HILL DETENTION CENTRE	66	1	67	15	15	82	53	5	58	15	4	19	77	159
Total	66	1	67	15	15	82	53	5	58	15	4	19	77	159



Prisoners in Custody of Hospital or Police Lockup as at 24/04/2014 00:00 Hours.

Parent Facility and Prisoner Locations		Sentenced				Unsentenced			Total
		A		N	Total	N		Total	
		MALE	FEMALE	MALE		MALE	FEMALE		
BANDYUP WOMENS PRISON	BAND EU LONGTERM HOSPITAL	0	1	0	1	0	1	1	2
ACACIA PRISON	GRAYLANDS HOSPITAL	1	0	0	1	0	0	0	1
GREENOUGH REGIONAL PRISON	GREE EU LONGTERM HOSPITAL	1	0	0	1	0	0	0	1
HAKEA PRISON	HOSPITAL ADMISSION OVERNIGHT	0	0	1	1	0	0	0	1
	ROYAL PERTH HOSPITAL	0	0	0	0	1	0	1	1
	GRAYLANDS HOSPITAL	0	0	0	0	1	0	1	1
CASUARINA PRISON	ROYAL PERTH HOSPITAL	1	0	0	1	0	0	0	1
	HOSPITAL DAY ADMIT	1	0	0	1	0	0	0	1
	HOSPITAL ADMISSION OVERNIGHT	0	0	1	1	0	0	0	1
	GRAYLANDS HOSPITAL	1	0	0	1	0	0	0	1
WOOROLOO PRISON FARM	WOOR EU POLICE LOCKUP	0	0	1	1	0	0	0	1
Total		5	1	3	9	2	1	3	12



Prisoners in Custody of WorkCamp as at 24/04/2014 00:00 Hours.

Parent Facility and WorkCamp Locations		Sentenced			Total
		Aboriginal	Non-Aboriginal	Total	
		MALE	MALE		
EASTERN GOLDFIELDS REGIONAL PRISON	WARBURTON WORKCAMP	6	2	8	8
PARDELUP PRISON FARM	WALPOLE WORK CAMP	1	9	10	10
WEST KIMBERLEY REGIONAL PRISON	WYNDHAM WORK CAMP	12	3	15	15
WOOROLOO PRISON FARM	DOWERIN WORK CAMP	1	18	19	19
Total		20	32	52	52