



Weekly Offender Statistics (WOS) Report as at 17 April 2014 00:00 hours



Performance and Statistics
Department of Corrective Services

Generated on: 17 April 2014 10:40:52 hours



Report Notes

Report Title Weekly Offender Statistics (WOS) Report

Report Designer Performance and Statistics Team

Last Modified

Report Data Source WOSdb in the Analysis Platform

Data Guidelines

This report shows a weekly snapshot of the Adult and Juvenile custodial systems and the variation between weekly snapshots as well as a rolling five year history of the snapshot reports in graphical form.



Report Notes

Report Title Prison Census

Report Designer Performance and Statistics Team

Last Modified

Report Data Source TOMS in the Analysis Platform

Data Guidelines

Analysis Platform : This report provides information on each of the prison facilities across the state as at a user define date (as at 24:00 hours) defined by Facility, Status, Ethnicity and Gender.

Ethnicity: A = Aboriginal; N = Non-Aboriginal

NOTES:

1. Prisoners in Custody of Hospital or Police Lockup are recorded as a subset of the total number of Prisoners across the state and are already included in the Adult Offenders in Custody totals.
2. Prisoners in Custody of Work Camp are recorded as a subset of the total number of Prisoners across the state and are already included Adult Offenders in Custody total.



Legend:

Adult OrderType Codes

CB - Community Based Orders

CE - CEO Parole / Short Term Parole Orders

CSI - Conditional Suspended Imprisonment Orders

DS - Dangerous Sex Offender Orders

HB - Conditional/ Monitored Bail Orders

IS - Intensive Supervision Orders

PA - Parole Orders

PO - Probation Orders

PS - Pre-Sentence Orders

WD - Work and Development Orders

WR/RR - Work Release or ReEntry Release Orders



Legend: Juvenile OrderTypes

AISO - Adult Intensive Supervision Order
ACBO - Adult Community Based Order
BAIL - Supervising Bail
CONF - Court Conferencing Referral
CUST - Juvenile Detention Support
CWO - Community Work Order
DBWT - Deferred Bench Warrant
INOR - Interstate Order
IYSO - Intensive Youth Supervision Order
JCRO - Juvenile Conditional Release Order
JTMP - Juvenile Drug Court (CATS) Treatment Mgmt Plan
JJTM - JJ Team Referral
PREV - Prevention
PRIS - Adult Prison Support
SRO - Supervised Release Order
YCBO - Youth Community Based Order

All Reports:

Includes: Adult Pre-sentence Report
Breach of Adult Court Order Report
Breach of Juvenile Court Order Report
Breach of SRO Report (S.144 - non-compliance)
Breach of SRO Report (S.145 - offending)
Combined Juvenile Court Report & Adult PSR
Court Report
Court Conference Referral Report
Juvenile Court Diversion Assessment



Weekly Offender Statistics - Thursday Prisoner Population Report as at 17/04/2014 00:00 hours

Adult Prisoner Population

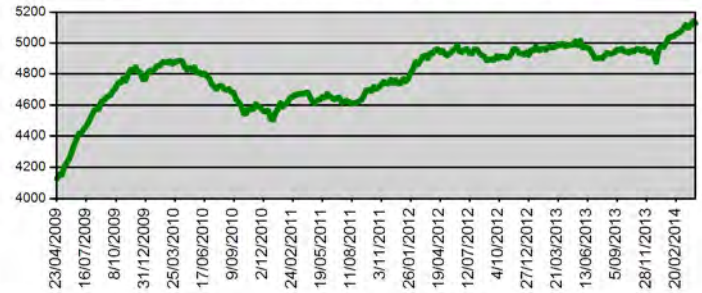
	Count	% of Total	Previous Count	Variation
Total *	5128		5142	-14
Sentenced	4033	78.6%	4040	-7
Remand	1083	21.1%	1093	-10
Aboriginal	2052	40.0%	2060	-8
Female	468	9.1%	475	-7
Hospital/Lockup	12	0.2%	9	3
Fine Defaulters:				
State ^	17	0.3%	12	5
Federal	0	0.0%	0	0
By Facility				
Acacia	990	19.3%	987	3
Albany	303	5.9%	308	-5
Bandyup	287	5.6%	293	-6
Boronia Pre release	81	1.6%	80	1
Broome	36	0.7%	36	0
Bunbury	322	6.3%	331	-9
Casuarina	710	13.8%	716	-6
Eastern Goldfields	92	1.8%	100	-8
Greenough	285	5.6%	293	-8
Hakea	904	17.6%	893	11
Karnet	313	6.1%	307	6
Pardelup	91	1.8%	86	5
Roebourne	157	3.1%	162	-5
Wandoo	49	1.0%	50	-1
West Kimberly	139	2.7%	143	-4
Woorloo	369	7.2%	357	12
Alternatives to Imprisonment (inc Early release, Bail and Pre-Sentence orders)				
CEO/Short Term Parole	81	6.7%	82	-1
Conditional Bail	339	28.0%	339	0
Cwith Parole	10	0.8%	11	-1
Interstate parole	7	0.6%	6	1
Monitored Bail	15	1.2%	14	1
Pre-Sentence	220	18.2%	223	-3
State Parole	459	37.9%	463	-4
Work Rel. or Re-Entry	0	0.0%	0	0

Juvenile Custodial Population

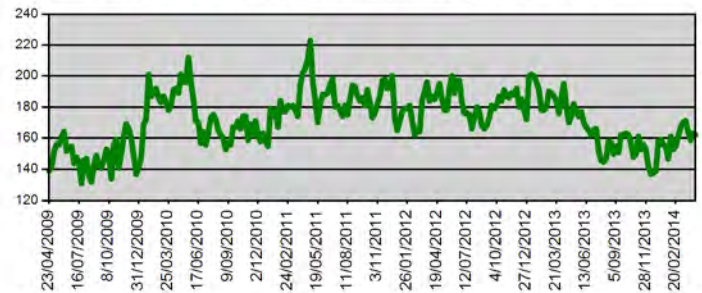
Total	162		163	-1
Sentenced	89	54.9%	89	0
Unsentenced	73	45.1%	74	-1
Aboriginal	128	79.0%	127	1
Female	10	6.2%	12	-2
Supervised Bail	0		0	0
By Facility				
Banksia Hill	162	100.0%	163	-1

Trends in Justice - Rolling Five Year History

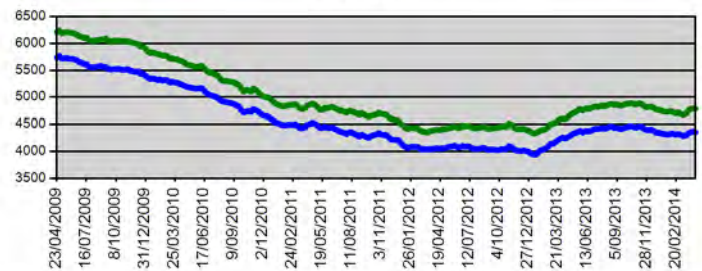
Adult Prisoner Population - Rolling 5 Year Snapshot



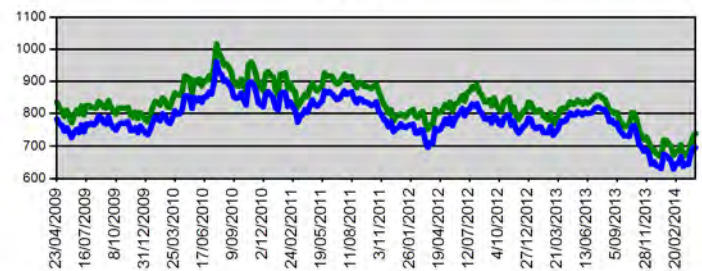
Juvenile Detention Population - Rolling 5 Year Snapshot



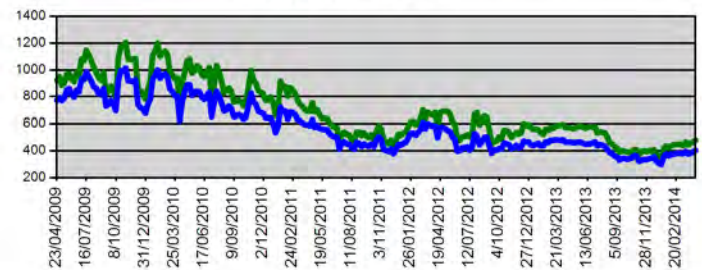
Adult Community Corrections - Orders and Offenders - Rolling 5 Year Snapshot



Juvenile Community Justice - Orders and Offenders - Rolling 5 Year Snapshot



Juvenile Community Justice - JJTeam Referrals and Distinct Persons - Rolling 5 Year Snapshot



* Includes Hospital/Lockup
^ Includes cases where fine defaulters have a current remand warrant



Adult Community Justice Service Orders Valid as at 10/04/2014 00:00 hours													Distinct Persons							
Branch	IS	CB	CSI	DS	PS	PO	HB	CE	PA	WR / RR	WD	Total Count Orders	Distinct Persons Special / High Risk	Variation Total Distinct Persons	Aboriginal Male	Aboriginal Female	Non-Aboriginal Male	Non-Aboriginal Female	Not Recorded	Total Distinct Persons
Albany	65	92	13	1	8	0	13	0	10	0	4	206	4	-1	32	13	105	18	1	169
Broome	43	50	10	1	3	2	0	2	6	0	13	130	7	0	95	23	10	1	0	129
Bunbury	43	107	25	1	13	0	14	2	20	0	2	227	8	9	26	17	129	34	5	211
Busselton	16	65	15	0	0	0	6	0	9	0	0	111	2	-3	9	7	56	18	7	97
Carnarvon	22	42	3	0	2	0	0	3	3	0	4	79	0	2	31	24	16	6	1	78
Central Law Court	0	0	1	0	0	0	27	0	0	0	0	28	2	1	4	0	18	5	1	28
Central West Metro	99	178	63	0	9	2	26	10	93	0	10	490	24	-12	53	26	309	69	7	464
Cocos/christmas Islands	0	6	0	0	0	0	0	0	0	0	0	6	0	0	0	0	4	2	0	6
Court Assessment Treatment	2	6	0	0	41	0	77	0	0	0	0	126	43	2	6	8	52	13	1	80
Esperance	10	14	6	0	3	0	2	0	6	0	0	41	0	-2	8	4	18	5	0	35
Geraldton	47	86	18	1	6	0	5	4	14	0	1	182	9	6	82	27	45	4	6	164
Halls Creek	15	24	3	0	1	0	0	1	2	0	4	50	6	1	36	11	2	0	0	49
Kalgoorlie	48	45	10	0	20	0	17	5	8	0	11	164	5	-2	62	36	32	11	0	141
Karratha	7	30	4	0	0	0	1	1	2	0	2	47	3	-1	25	8	6	3	0	42
Katanning	19	34	4	0	4	0	1	1	2	0	1	66	0	-1	18	16	16	4	0	54
Kununurra	25	53	8	0	3	0	3	1	1	0	3	97	8	-1	60	26	2	2	1	91
Mandurah	36	58	24	0	8	1	5	1	16	0	3	152	8	-1	21	8	95	19	1	144
Meekatharra	4	9	1	0	0	0	0	0	0	0	0	14	0	-2	6	7	1	0	0	14
Narrogin	22	56	4	0	5	0	2	2	3	0	0	94	0	-4	25	12	26	13	1	77
Newman	10	32	0	0	1	0	0	2	2	0	0	47	3	1	25	12	2	5	0	44
North East Metro	109	143	56	0	17	1	37	11	39	0	4	417	25	4	59	27	228	49	12	375
North West Metro	118	191	72	0	15	3	30	17	89	0	7	542	22	3	55	25	343	80	3	506
Northam	25	44	9	0	8	0	3	0	14	0	0	103	5	-3	20	19	43	12	1	95
Public Protection Unit	1	0	0	21	0	0	0	0	0	0	0	22	19	0	8	0	13	0	0	21
Rockingham	72	126	38	0	17	1	17	7	23	0	2	303	14	-7	21	12	200	47	1	281
Roebourne	11	17	2	0	0	0	0	2	2	0	4	38	1	0	24	5	5	1	1	36
South East Metro	129	224	74	0	21	0	33	2	67	0	9	559	15	1	79	21	344	69	2	515
South Hedland	21	42	10	0	0	0	4	2	2	0	8	89	5	3	55	14	10	0	6	85
South West Coasta	93	123	36	0	15	3	31	5	45	0	4	355	17	-5	48	23	203	45	4	323
TOTAL	1112	1897	509	25	220	13	354	81	478	0	96	4785	255	-12	993	431	2333	535	62	4354
% of Total Orders	23.24%	39.64%	10.64%	0.52%	4.60%	0.27%	7.40%	1.69%	9.99%	0.00%	2.01%	Average orders/person		1.10	22.81%	9.90%	53.58%	12.29%	1.42%	100.00%



Juvenile Community Justice Service Orders Valid as at 10/04/2014 00:00 hrs											Distinct Persons on Orders												
Branch	AISO	ACBO	IYSO	YCBO	JCRO	CWO	INOR	SRO	BAIL	Total Orders	Aboriginal Male	Aboriginal Female	Non Aboriginal Male	Non Aboriginal Female	Not Recorded	Total Distinct Persons	Special Risk	Variation Total Distinct Persons on previous week	JJTM Referrals	JJTM Distinct Persons	Reports	Total Services	
ALBANY YJS	0	0	6	7	7	0	0	4	0	24	14	4	4	1	0	23	0	-2	7	7	2	33	
BROOME YJS	0	0	12	16	10	0	0	3	0	41	32	6	0	0	1	39	2	-3	15	15	10	66	
BUNBURY YJS	0	0	11	21	9	0	1	0	0	41	15	3	19	1	0	38	0	1	26	24	8	75	
BUSSELTON YJS	0	0	0	0	0	0	0	0	0	0	0	0	0	0	0	0	0	0	0	0	0	0	
CARNARVON YJS	0	0	3	7	2	0	0	1	0	13	6	3	4	0	0	13	0	-2	17	14	8	38	
CENTRAL METRO YJS	0	0	10	32	16	0	0	6	0	64	24	6	27	4	0	61	5	4	29	26	34	127	
CHRISTMAS AND COCOS ISLANDS YJS	0	0	0	0	0	0	0	0	0	0	0	0	0	0	0	0	0	0	0	0	0	0	
COURT ASSESSMENT AND TREATMENT SERVICE (CATS)	0	0	0	0	0	0	0	0	0	0	0	0	0	0	0	0	0	3	0	0	14	14	
DERBY YJS	0	0	0	0	0	0	0	0	0	0	0	0	0	0	0	0	0	0	0	0	0	0	
ESPERANCE YJS	0	0	1	2	5	0	0	1	0	9	3	1	4	1	0	9	0	0	2	2	1	12	
FITZROY CROSSING YJS	0	0	0	0	0	0	0	0	0	0	0	0	0	0	0	0	1	-2	0	0	0	0	
GERALDTON YJS	0	0	3	15	6	0	0	1	0	25	20	3	2	0	0	25	0	5	14	13	17	56	
HALLS CREEK YJS	0	0	6	15	2	0	0	1	0	24	20	3	0	0	0	23	2	-4	5	5	2	31	
KALGOORLIE YJS	0	0	11	16	8	0	0	5	0	40	29	1	4	2	0	36	1	8	26	22	8	74	
KARRATHA YJS	0	0	5	7	7	0	0	1	0	20	16	3	0	0	0	19	0	0	19	16	7	46	
KATANNING YJS	0	0	0	0	0	0	0	0	0	0	0	0	0	0	0	0	0	0	0	0	0	0	
KUNUNURRA YJS	0	0	8	16	9	0	0	1	0	34	30	3	0	0	0	33	2	4	52	34	14	100	
MEEKATHARRA YJS	0	0	4	7	5	0	0	2	0	18	16	2	0	0	0	18	2	2	10	8	4	32	
METRO YOUTH BAIL SERVICES (MYBS)	0	0	0	0	0	0	0	0	0	0	0	0	0	0	0	0	2	-12	0	0	0	0	
NARROGIN YJS	0	0	0	4	2	0	0	1	0	7	2	1	4	0	0	7	0	-1	0	0	5	12	
NEWMAN YJS	0	0	3	6	1	0	0	2	0	12	8	2	0	1	0	11	0	2	34	20	1	47	
NORTH METRO YJS	0	0	15	33	13	1	0	7	0	69	20	5	34	6	0	65	4	-3	31	30	15	115	
NORTHAM YJS	0	0	6	19	1	0	0	0	0	26	8	5	4	1	0	18	0	0	22	20	3	51	
PERTH CHILDRENS COURT	0	0	0	0	0	0	0	0	0	0	0	0	0	0	0	0	0	0	0	0	0	0	
PSYCHOLOGICAL SERVICES	0	0	0	0	0	0	0	0	0	0	0	0	0	0	0	0	0	0	0	0	0	0	
ROEBOURNE YJS	0	0	3	16	6	0	0	0	0	25	16	5	1	0	0	22	0	6	31	20	4	60	
SOUTH EAST METRO YJS	0	0	32	34	33	1	0	3	0	103	38	14	38	11	1	102	6	10	51	45	28	182	
SOUTH HEDLAND YJS	0	0	3	20	3	0	0	4	0	30	18	7	0	0	0	25	2	-11	34	32	3	67	
SOUTH WEST METRO YJS	0	0	28	37	35	0	2	12	0	112	34	8	55	12	0	109	5	-6	54	50	36	202	
SUPERVISED RELEASE REVIEW BOARD	0	0	0	0	0	0	0	0	0	0	0	0	0	0	0	0	0	0	0	0	0	0	
WYNDHAM YJS	0	0	0	0	0	0	0	0	0	0	0	0	0	0	0	0	0	1	0	0	0	0	
TOTAL Branches	0	0	170	330	180	2	3	55	0	737	369	85	200	40	2	696	34	0	479	403	224	1440	
GRAND TOTAL	0	0	170	330	180	2	3	55	0	737	369	85	200	40	2	696	34	0	479	403	224	1440	
% of Total Orders	0.00%	0.00%	23.07%	44.78%	24.42%	0.27%	0.41%	7.46%	0.00%	100.00%	53.02%	12.21%	28.74%	5.75%	0.29%	Average Supervised Orders / Person			1.06				



Adults Offenders in Custody as at 17/04/2014 00:00 Hours. Count by Facility, Status, Ethnicity and Gender.

This includes all persons in workcamps and in hospital and lockup.

FACILITY	Sentenced							Unsentenced							Total
	Aboriginal			Non-Aboriginal			Total	Aboriginal			Non-Aboriginal			Total	
	MALE	FEMALE	Total	MALE	FEMALE	Total		MALE	FEMALE	Total	MALE	FEMALE	Total		
ACACIA PRISON	386	0	386	604	0	604	990	0	0	0	0	0	0	0	990
ALBANY REGIONAL PRISON	112	0	112	158	0	158	270	15	1	16	17	0	17	33	303
BANDYUP WOMENS PRISON	0	85	85	0	101	101	186	0	54	54	0	47	47	101	287
BORONIA PRE RELEASE CENTRE	0	18	18	0	63	63	81	0	0	0	0	0	0	0	81
BROOME REGIONAL PRISON	11	2	13	9	0	9	22	10	1	11	3	0	3	14	36
BUNBURY REGIONAL PRISON	64	0	64	224	0	224	288	7	0	7	27	0	27	34	322
CASUARINA PRISON	215	0	215	324	0	324	539	68	0	68	103	0	103	171	710
EASTERN GOLDFIELDS REGIONAL PRISON	47	14	61	19	3	22	83	6	0	6	3	0	3	9	92
GREENOUGH REGIONAL PRISON	147	29	176	41	20	61	237	28	7	35	10	3	13	48	285
HAKEA PRISON	97	0	97	188	0	188	285	223	0	223	396	0	396	619	904
KARNET PRISON FARM	28	0	28	285	0	285	313	0	0	0	0	0	0	0	313
PARDELUP PRISON FARM	17	0	17	74	0	74	91	0	0	0	0	0	0	0	91
ROEBOURNE REGIONAL PRISON	96	0	96	10	0	10	106	41	2	43	8	0	8	51	157
WANDOO REINTEGRATION FACILITY	18	0	18	31	0	31	49	0	0	0	0	0	0	0	49
WEST KIMBERLEY REGIONAL PRISON	110	14	124	4	1	5	129	7	3	10	0	0	0	10	139
WOOROLOO PRISON FARM	69	0	69	300	0	300	369	0	0	0	0	0	0	0	369
Total	1417	162	1579	2271	188	2459	4038	405	68	473	567	50	617	1090	5128



Juvenile Offenders in Detention as at 17/04/2014 00:00 Hours. Count by Facility, Status, Ethnicity and Gender.

FACILITY	Sentenced						Unsentenced						Total	
	Aboriginal			Non-Aboriginal		Total	Aboriginal			Non-Aboriginal		Total		
	MALE	FEMALE	Total	MALE	Total		MALE	FEMALE	Total	MALE	FEMALE			Total
BANKSIA HILL DETENTION CENTRE	70	2	72	17	17	89	50	6	56	15	2	17	73	162
Total	70	2	72	17	17	89	50	6	56	15	2	17	73	162



Prisoners in Custody of Hospital or Police Lockup as at 17/04/2014 00:00 Hours.

Parent Facility and Prisoner Locations		Sentenced				Unsentenced				Total
		A		N	Total	A	N		Total	
		MALE	FEMALE	MALE		FEMALE	MALE	FEMALE		
KARNET PRISON FARM	ARMADALE/ KELMSCOTT HOSPITAL	0	0	1	1	0	0	0	0	1
BANDYUP WOMENS PRISON	BAND EU LONGTERM HOSPITAL	0	1	0	1	1	0	1	2	3
CASUARINA PRISON	CASU EU LONGTERM HOSPITAL	1	0	0	1	0	0	0	0	1
ACACIA PRISON	GRAYLANDS HOSPITAL	1	0	0	1	0	0	0	0	1
HAKEA PRISON	ROYAL PERTH HOSPITAL	0	0	0	0	0	2	0	2	2
	GRAYLANDS HOSPITAL	0	0	0	0	0	3	0	3	3
WOOROLOO PRISON FARM	WOOR EU POLICE LOCKUP	0	0	1	1	0	0	0	0	1
Total		2	1	2	5	1	5	1	7	12



Prisoners in Custody of WorkCamp as at 17/04/2014 00:00 Hours.

Parent Facility and WorkCamp Locations		Sentenced			Total
		Aboriginal	Non-Aboriginal	Total	
		MALE	MALE		
EASTERN GOLDFIELDS REGIONAL PRISON	WARBURTON WORKCAMP	3	2	5	5
PARDELUP PRISON FARM	WALPOLE WORK CAMP	1	8	9	9
WEST KIMBERLEY REGIONAL PRISON	WYNDHAM WORK CAMP	13	3	16	16
WOOROLOO PRISON FARM	DOWERIN WORK CAMP	1	19	20	20
Total		18	32	50	50