



Weekly Offender Statistics (WOS) Report as at 10 April 2014 00:00 hours



Performance and Statistics
Department of Corrective Services

Generated on: 10 April 2014 9:48:52 hours



Report Notes

Report Title Weekly Offender Statistics (WOS) Report

Report Designer Performance and Statistics Team

Last Modified

Report Data Source WOSdb in the Analysis Platform

Data Guidelines

This report shows a weekly snapshot of the Adult and Juvenile custodial systems and the variation between weekly snapshots as well as a rolling five year history of the snapshot reports in graphical form.



Report Notes

Report Title	Prison Census
Report Designer	Performance and Statistics Team
Last Modified	
Report Data Source	TOMS in the Analysis Platform

Data Guidelines

Analysis Platform : This report provides information on each of the prison facilities across the state as at a user define date (as at 24:00 hours) defined by Facility, Status, Ethnicity and Gender.

Ethnicity: A = Aboriginal; N = Non-Aboriginal

NOTES:

1. Prisoners in Custody of Hospital or Police Lockup are recorded as a subset of the total number of Prisoners across the state and are already included in the Adult Offenders in Custody totals.
2. Prisoners in Custody of Work Camp are recorded as a subset of the total number of Prisoners across the state and are already included Adult Offenders in Custody total.



Legend:

Adult OrderType Codes

CB - Community Based Orders

CE - CEO Parole / Short Term Parole Orders

CSI - Conditional Suspended Imprisonment Orders

DS - Dangerous Sex Offender Orders

HB - Conditional/ Monitored Bail Orders

IS - Intensive Supervision Orders

PA - Parole Orders

PO - Probation Orders

PS - Pre-Sentence Orders

WD - Work and Development Orders

WR/RR - Work Release or ReEntry Release Orders



Legend: Juvenile OrderTypes

AISO - Adult Intensive Supervision Order
ACBO - Adult Community Based Order
BAIL - Supervising Bail
CONF - Court Conferencing Referral
CUST - Juvenile Detention Support
CWO - Community Work Order
DBWT - Deferred Bench Warrant
INOR - Interstate Order
IYSO - Intensive Youth Supervision Order
JCRO - Juvenile Conditional Release Order
JTMP - Juvenile Drug Court (CATS) Treatment Mgmt Plan
JJTM - JJ Team Referral
PREV - Prevention
PRIS - Adult Prison Support
SRO - Supervised Release Order
YCBO - Youth Community Based Order

All Reports:

Includes: Adult Pre-sentence Report
Breach of Adult Court Order Report
Breach of Juvenile Court Order Report
Breach of SRO Report (S.144 - non-compliance)
Breach of SRO Report (S.145 - offending)
Combined Juvenile Court Report & Adult PSR
Court Report
Court Conference Referral Report
Juvenile Court Diversion Assessment



Weekly Offender Statistics - Thursday Prisoner Population Report as at 10/04/2014 00:00 hours

Adult Prisoner Population

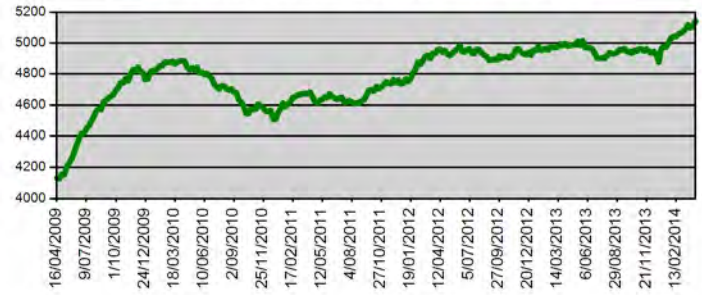
	Count	% of Total	Previous Count	Variation
Total *	5142		5112	30
Sentenced	4040	78.6%	4032	8
Remand	1093	21.3%	1073	20
Aboriginal	2060	40.1%	2036	24
Female	475	9.2%	477	-2
Hospital/Lockup	9	0.2%	7	2
Fine Defaulters:				
State ^	12	0.2%	15	-3
Federal	0	0.0%	0	0
By Facility				
Acacia	987	19.2%	983	4
Albany	308	6.0%	304	4
Bandyup	293	5.7%	299	-6
Boronia Pre release	80	1.6%	78	2
Broome	36	0.7%	33	3
Bunbury	331	6.4%	333	-2
Casuarina	716	13.9%	702	14
Eastern Goldfields	100	1.9%	93	7
Greenough	293	5.7%	297	-4
Hakea	893	17.4%	900	-7
Karnet	307	6.0%	305	2
Pardelup	86	1.7%	84	2
Roebourne	162	3.2%	159	3
Wandoo	50	1.0%	52	-2
West Kimberly	143	2.8%	144	-1
Woorloo	357	6.9%	346	11
Alternatives to Imprisonment (inc Early release, Bail and Pre-Sentence orders)				
CEO/Short Term Parole	82	6.7%	80	2
Conditional Bail	339	27.8%	326	13
Cwith Parole	11	0.9%	12	-1
Interstate parole	6	0.5%	6	0
Monitored Bail	14	1.1%	10	4
Pre-Sentence	223	18.3%	225	-2
State Parole	463	38.0%	471	-8
Work Rel. or Re-Entry	0	0.0%	0	0

Juvenile Custodial Population

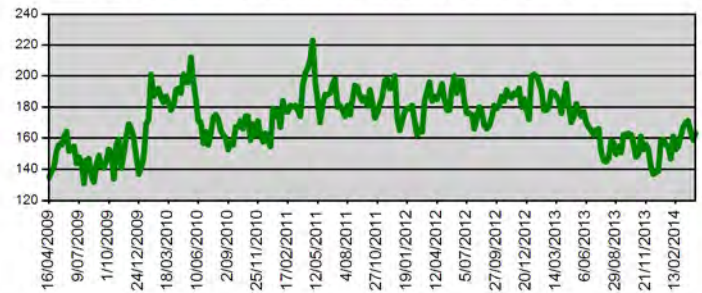
Total	163		159	4
Sentenced	89	54.6%	80	9
Unsentenced	74	45.4%	79	-5
Aboriginal	127	77.9%	126	1
Female	12	7.4%	7	5
Supervised Bail	0		0	0
By Facility				
Banksia Hill	163	100.0%	159	4

Trends in Justice - Rolling Five Year History

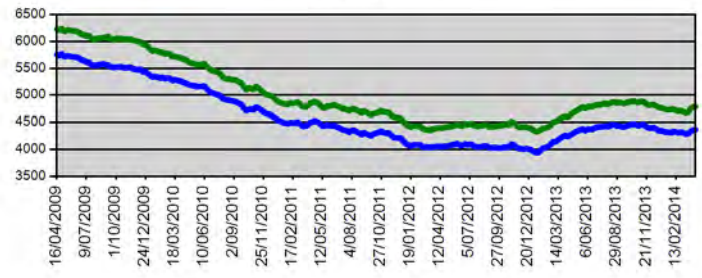
Adult Prisoner Population - Rolling 5 Year Snapshot



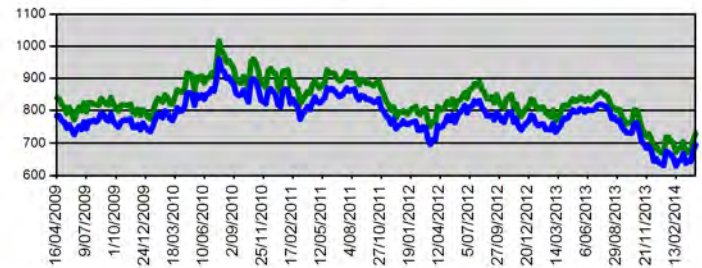
Juvenile Detention Population - Rolling 5 Year Snapshot



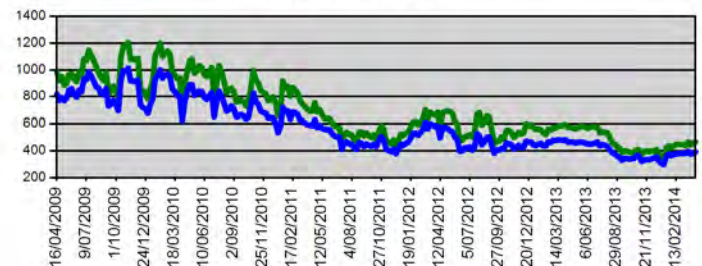
Adult Community Corrections - Orders and Offenders - Rolling 5 Year Snapshot



Juvenile Community Justice - Orders and Offenders - Rolling 5 Year Snapshot



Juvenile Community Justice - JJTeam Referrals and Distinct Persons - Rolling 5 Year Snapshot



* Includes Hospital/Lockup
^ Includes cases where fine defaulters have a current remand warrant



Adult Community Justice Service Orders Valid as at 3/04/2014 00:00 hours

Distinct Persons

Branch	IS	CB	CSI	DS	PS	PO	HB	CE	PA	WR / RR	WD	Total Count Orders	Distinct Persons Special / High Risk	Variation Total Distinct Persons	Aboriginal Male	Aboriginal Female	Non-Aboriginal Male	Non-Aboriginal Female	Not Recorded	Total Distinct Persons
Albany	63	93	14	1	9	0	12	0	10	0	3	205	5	-3	33	13	106	18	0	170
Broome	44	49	9	1	3	2	0	2	6	0	14	130	6	-4	94	24	9	1	1	129
Bunbury	42	105	25	1	13	0	11	3	18	0	3	221	8	0	26	16	123	32	5	202
Busselton	18	66	13	0	0	0	5	1	9	0	0	112	2	-3	9	9	57	19	6	100
Carnarvon	24	40	2	0	2	0	0	3	3	0	4	78	0	3	30	22	17	6	1	76
Central Law Court	0	0	1	0	0	0	26	0	0	0	0	27	2	4	4	0	18	3	2	27
Central West Metro	104	181	65	0	12	2	28	9	96	0	9	506	25	-1	55	27	312	72	10	476
Cocos/christmas Islands	0	6	0	0	0	0	0	0	0	0	0	6	0	0	0	0	4	2	0	6
Court Assessment Treatment	2	6	0	0	40	0	76	0	0	0	0	124	45	-5	6	8	52	11	1	78
Esperance	9	14	6	0	3	0	2	1	7	0	1	43	0	0	10	4	18	5	0	37
Geraldton	38	82	18	1	6	0	7	4	12	0	1	169	9	-11	77	29	42	4	6	158
Halls Creek	14	24	3	0	1	0	0	1	2	0	5	50	6	3	34	9	2	0	3	48
Kalgoorlie	48	45	10	0	20	0	18	5	9	0	11	166	5	-9	66	36	30	11	0	143
Karratha	7	31	4	0	0	0	1	1	2	0	2	48	4	-2	25	8	7	3	0	43
Katanning	20	34	4	0	4	0	1	2	2	0	0	67	1	-1	19	16	16	4	0	55
Kununurra	25	53	8	0	3	0	4	1	1	0	3	98	7	3	59	25	1	2	5	92
Mandurah	38	57	24	0	9	1	7	1	16	0	1	154	9	4	23	8	95	17	2	145
Meekatharra	6	12	1	0	0	0	0	0	0	0	0	19	0	12	8	7	1	0	0	16
Narrogin	22	62	4	0	5	0	2	2	3	0	0	100	0	6	26	13	26	15	1	81
Newman	10	32	0	0	1	0	0	1	2	0	0	46	3	1	24	12	2	5	0	43
North East Metro	109	140	56	0	17	1	32	11	40	0	2	408	24	-1	61	25	225	49	11	371
North West Metro	121	187	70	0	14	3	31	16	90	0	6	538	21	6	50	25	345	78	5	503
Northam	26	43	9	0	8	0	3	1	16	0	0	106	7	-3	22	18	45	12	1	98
Public Protection Unit	1	0	0	21	0	0	0	0	0	0	0	22	19	0	8	0	13	0	0	21
Rockingham	75	125	38	0	19	1	19	6	24	0	4	311	15	6	21	14	204	48	1	288
Roebourne	12	16	2	0	0	0	0	2	2	0	4	38	1	4	24	5	5	1	1	36
South East Metro	128	218	75	0	21	0	35	2	66	0	9	554	14	1	84	20	343	66	1	514
South Hedland	21	38	10	0	0	0	3	3	2	0	7	84	4	-2	53	13	10	0	6	82
South West Coasta	94	126	41	0	13	3	30	4	44	0	3	358	15	0	50	26	200	45	7	328
TOTAL	1121	1885	512	25	223	13	353	82	482	0	92	4788	257	8	1001	432	2328	529	76	4366
% of Total Orders	23.41%	39.37%	10.69%	0.52%	4.66%	0.27%	7.37%	1.71%	10.07%	0.00%	1.92%	Average orders/person		1.10	22.93%	9.89%	53.32%	12.12%	1.74%	100.00%



Juvenile Community Justice Service Orders Valid as at 3/04/2014 00:00 hrs											Distinct Persons on Orders											
Branch	AISO	ACBO	IYSO	YCBO	JCRO	CWO	INOR	SRO	BAIL	Total Orders	Aboriginal Male	Aboriginal Female	Non Aboriginal Male	Non Aboriginal Female	Not Recorded	Total Distinct Persons	Special Risk	Variation Total Distinct Persons on previous week	JJTM Referrals	JJTM Distinct Persons	Reports	Total Services
ALBANY YJS	0	0	6	7	7	0	0	4	0	24	14	4	4	1	0	23	0	5	7	7	2	33
BROOME YJS	0	0	12	15	10	0	0	3	0	40	32	6	0	0	1	39	2	5	17	17	7	64
BUNBURY YJS	0	0	12	21	9	0	1	2	0	44	16	3	21	1	0	41	0	11	25	23	7	76
BUSSELTON YJS	0	0	0	0	0	0	0	0	0	0	0	0	0	0	0	0	0	0	0	0	0	0
CARNARVON YJS	0	0	3	8	3	0	0	1	0	15	7	4	4	0	0	15	0	-3	14	12	6	35
CENTRAL METRO YJS	0	0	11	32	17	0	0	7	0	67	24	8	28	4	0	64	7	3	27	23	31	125
CHRISTMAS AND COCOS ISLANDS YJS	0	0	0	0	0	0	0	0	0	0	0	0	0	0	0	0	0	0	0	0	0	0
COURT ASSESSMENT AND TREATMENT SERVICE (CATS)	0	0	0	0	0	0	0	0	0	0	0	0	0	0	0	0	0	-3	0	0	12	12
DERBY YJS	0	0	0	0	0	0	0	0	0	0	0	0	0	0	0	0	0	-1	0	0	0	0
ESPERANCE YJS	0	0	1	2	5	0	0	1	0	9	3	1	4	1	0	9	0	0	2	2	2	13
FITZROY CROSSING YJS	0	0	0	0	0	0	0	0	0	0	0	0	0	0	0	0	1	-2	0	0	0	0
GERALDTON YJS	0	0	3	14	6	0	0	1	0	24	19	3	2	0	0	24	0	-5	13	12	9	46
HALLS CREEK YJS	0	0	6	15	2	0	0	1	0	24	20	3	0	0	0	23	2	-1	6	6	3	33
KALGOORLIE YJS	0	0	9	17	7	0	0	4	0	37	27	0	4	2	0	33	1	-9	23	19	10	70
KARRATHA YJS	0	0	5	7	7	0	0	1	0	20	17	3	0	0	0	20	0	11	20	17	4	44
KATANNING YJS	0	0	0	0	0	0	0	0	0	0	0	0	0	0	0	0	0	-1	0	0	0	0
KUNUNURRA YJS	0	0	7	16	9	0	0	1	0	33	28	4	0	0	0	32	2	-1	49	32	10	92
MEEKATHARRA YJS	0	0	5	8	5	0	0	3	0	21	19	2	0	0	0	21	2	3	4	4	3	28
METRO YOUTH BAIL SERVICES (MYBS)	0	0	0	0	0	0	0	0	0	0	0	0	0	0	0	0	2	12	0	0	1	1
NARROGIN YJS	0	0	0	3	2	0	0	1	0	6	2	0	4	0	0	6	0	4	0	0	7	13
NEWMAN YJS	0	0	3	5	1	0	0	1	0	10	7	2	0	1	0	10	0	1	35	21	4	49
NORTH METRO YJS	0	0	14	34	13	1	0	8	0	70	20	6	35	6	0	67	5	4	32	31	21	123
NORTHAM YJS	0	0	5	17	2	0	0	0	0	24	8	5	4	1	0	18	0	2	22	19	7	53
PERTH CHILDRENS COURT	0	0	0	0	0	0	0	0	0	0	0	0	0	0	0	0	0	0	0	0	0	0
PSYCHOLOGICAL SERVICES	0	0	0	0	0	0	0	0	0	0	0	0	0	0	0	0	0	0	0	0	0	0
ROEBOURNE YJS	0	0	4	7	4	0	0	0	0	15	12	2	1	0	0	15	0	2	31	20	2	48
SOUTH EAST METRO YJS	0	0	28	31	28	0	0	4	0	91	32	10	36	11	1	90	9	1	48	42	29	168
SOUTH HEDLAND YJS	0	0	4	19	9	0	0	6	0	38	22	12	0	0	0	34	3	-1	33	31	4	75
SOUTH WEST METRO YJS	0	0	28	39	36	0	2	13	0	116	36	8	56	12	0	112	5	7	58	54	37	211
SUPERVISED RELEASE REVIEW BOARD	0	0	0	0	0	0	0	0	0	0	0	0	0	0	0	0	0	0	0	0	0	0
WYNDHAM YJS	0	0	0	0	0	0	0	0	0	0	0	0	0	0	0	0	0	0	0	0	0	0
TOTAL Branches	0	0	166	317	182	1	3	62	0	728	365	86	203	40	2	696	41	44	466	392	218	1412
GRAND TOTAL	0	0	166	317	182	1	3	62	0	728	365	86	203	40	2	696	41	44	466	392	218	1412
% of Total Orders	0.00%	0.00%	22.80%	43.54%	25.00%	0.14%	0.41%	8.52%	0.00%	100.00%	52.44%	12.36%	29.17%	5.75%	0.29%	Average Supervised Orders / Person			1.05			



Adults Offenders in Custody as at 10/04/2014 00:00 Hours. Count by Facility, Status, Ethnicity and Gender.

This includes all persons in workcamps and in hospital and lockup.

FACILITY	Sentenced							Unsentenced							Total
	Aboriginal			Non-Aboriginal			Total	Aboriginal			Non-Aboriginal			Total	
	MALE	FEMALE	Total	MALE	FEMALE	Total		MALE	FEMALE	Total	MALE	FEMALE	Total		
ACACIA PRISON	383	0	383	604	0	604	987	0	0	0	0	0	0	0	987
ALBANY REGIONAL PRISON	117	0	117	157	0	157	274	14	0	14	20	0	20	34	308
BANDYUP WOMENS PRISON	0	90	90	0	106	106	196	0	49	49	0	48	48	97	293
BORONIA PRE RELEASE CENTRE	0	18	18	0	62	62	80	0	0	0	0	0	0	0	80
BROOME REGIONAL PRISON	11	1	12	11	0	11	23	11	2	13	0	0	0	13	36
BUNBURY REGIONAL PRISON	64	0	64	228	0	228	292	8	0	8	31	0	31	39	331
CASUARINA PRISON	209	0	209	319	0	319	528	73	0	73	115	0	115	188	716
EASTERN GOLDFIELDS REGIONAL PRISON	48	13	61	21	5	26	87	12	0	12	1	0	1	13	100
GREENOUGH REGIONAL PRISON	154	30	184	42	20	62	246	28	8	36	9	2	11	47	293
HAKEA PRISON	90	0	90	196	0	196	286	222	0	222	385	0	385	607	893
KARNET PRISON FARM	23	0	23	284	0	284	307	0	0	0	0	0	0	0	307
PARDELUP PRISON FARM	16	0	16	70	0	70	86	0	0	0	0	0	0	0	86
ROEBOURNE REGIONAL PRISON	98	0	98	11	0	11	109	44	2	46	7	0	7	53	162
WANDOO REINTEGRATION FACILITY	18	0	18	32	0	32	50	0	0	0	0	0	0	0	50
WEST KIMBERLEY REGIONAL PRISON	116	15	131	4	1	5	136	4	3	7	0	0	0	7	143
WOOROLOO PRISON FARM	66	0	66	291	0	291	357	0	0	0	0	0	0	0	357
Total	1413	167	1580	2270	194	2464	4044	416	64	480	568	50	618	1098	5142



Juvenile Offenders in Detention as at 10/04/2014 00:00 Hours. Count by Facility, Status, Ethnicity and Gender.

FACILITY	Sentenced						Unsentenced						Total	
	Aboriginal			Non-Aboriginal		Total	Aboriginal			Non-Aboriginal		Total		
	MALE	FEMALE	Total	MALE	Total		MALE	FEMALE	Total	MALE	FEMALE			Total
BANKSIA HILL DETENTION CENTRE	68	4	72	17	17	89	50	5	55	16	3	19	74	163
Total	68	4	72	17	17	89	50	5	55	16	3	19	74	163



Prisoners in Custody of Hospital or Police Lockup as at 10/04/2014 00:00 Hours.

Parent Facility and Prisoner Locations		Sentenced				Unsentenced				Total	
		A		N		Total	A	N			Total
		MALE	FEMALE	MALE	FEMALE		FEMALE	MALE	FEMALE		
BANDYUP WOMENS PRISON	BAND EU LONGTERM HOSPITAL	0	1	0	1	2	1	0	2	3	5
ACACIA PRISON	GRAYLANDS HOSPITAL	1	0	0	0	1	0	0	0	0	1
HAKEA PRISON	GRAYLANDS HOSPITAL	0	0	0	0	0	0	1	0	1	1
	HAKE EU LONGTERM HOSPITAL	0	0	0	0	0	0	1	0	1	1
WOOROLOO PRISON FARM	WOOR EU POLICE LOCKUP	0	0	1	0	1	0	0	0	0	1
Total		1	1	1	1	4	1	2	2	5	9



Prisoners in Custody of WorkCamp as at 10/04/2014 00:00 Hours.

Parent Facility and WorkCamp Locations		Sentenced			Total
		Aboriginal	Non-Aboriginal	Total	
		MALE	MALE		
EASTERN GOLDFIELDS REGIONAL PRISON	WARBURTON WORKCAMP	3	2	5	5
PARDELUP PRISON FARM	WALPOLE WORK CAMP	1	7	8	8
WEST KIMBERLEY REGIONAL PRISON	WYNDHAM WORK CAMP	16	3	19	19
WOOROLOO PRISON FARM	DOWERIN WORK CAMP	1	15	16	16
Total		21	27	48	48