



Weekly Offender Statistics (WOS) Report as at 3 April 2014 00:00 hours



Performance and Statistics
Department of Corrective Services

Generated on: 3 April 2014 14:1:41 hours



Report Notes

Report Title Weekly Offender Statistics (WOS) Report

Report Designer Performance and Statistics Team

Last Modified

Report Data Source WOSdb in the Analysis Platform

Data Guidelines

This report shows a weekly snapshot of the Adult and Juvenile custodial systems and the variation between weekly snapshots as well as a rolling five year history of the snapshot reports in graphical form.



Report Notes

Report Title Prison Census

Report Designer Performance and Statistics Team

Last Modified

Report Data Source TOMS in the Analysis Platform

Data Guidelines

Analysis Platform : This report provides information on each of the prison facilities across the state as at a user define date (as at 24:00 hours) defined by Facility, Status, Ethnicity and Gender.

Ethnicity: A = Aboriginal; N = Non-Aboriginal

NOTES:

1. Prisoners in Custody of Hospital or Police Lockup are recorded as a subset of the total number of Prisoners across the state and are already included in the Adult Offenders in Custody totals.
2. Prisoners in Custody of Work Camp are recorded as a subset of the total number of Prisoners across the state and are already included Adult Offenders in Custody total.



Legend:

Adult OrderType Codes

CB - Community Based Orders

CE - CEO Parole / Short Term Parole Orders

CSI - Conditional Suspended Imprisonment Orders

DS - Dangerous Sex Offender Orders

HB - Conditional/ Monitored Bail Orders

IS - Intensive Supervision Orders

PA - Parole Orders

PO - Probation Orders

PS - Pre-Sentence Orders

WD - Work and Development Orders

WR/RR - Work Release or ReEntry Release Orders



Legend: Juvenile OrderTypes

AISO - Adult Intensive Supervision Order
ACBO - Adult Community Based Order
BAIL - Supervising Bail
CONF - Court Conferencing Referral
CUST - Juvenile Detention Support
CWO - Community Work Order
DBWT - Deferred Bench Warrant
INOR - Interstate Order
IYSO - Intensive Youth Supervision Order
JCRO - Juvenile Conditional Release Order
JTMP - Juvenile Drug Court (CATS) Treatment Mgmt Plan
JJTM - JJ Team Referral
PREV - Prevention
PRIS - Adult Prison Support
SRO - Supervised Release Order
YCBO - Youth Community Based Order

All Reports:

Includes: Adult Pre-sentence Report
Breach of Adult Court Order Report
Breach of Juvenile Court Order Report
Breach of SRO Report (S.144 - non-compliance)
Breach of SRO Report (S.145 - offending)
Combined Juvenile Court Report & Adult PSR
Court Report
Court Conference Referral Report
Juvenile Court Diversion Assessment



Weekly Offender Statistics - Thursday Prisoner Population Report as at 3/04/2014 00:00 hours

Adult Prisoner Population

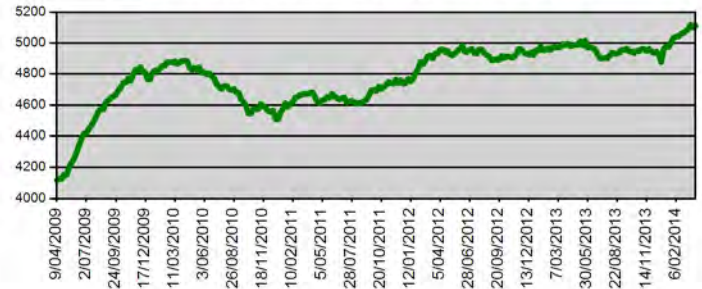
	Count	% of Total	Previous Count	Variation
Total *	5112		5100	12
Sentenced	4032	78.9%	4037	-5
Remand	1073	21.0%	1053	20
Aboriginal	2036	39.8%	2021	15
Female	477	9.3%	472	5
Hospital/Lockup	7	0.1%	10	-3
Fine Defaulters:				
State ^	15	0.3%	24	-9
Federal	0	0.0%	0	0
By Facility				
Acacia	983	19.2%	975	8
Albany	304	5.9%	304	0
Bandyup	299	5.8%	295	4
Boronia Pre release	78	1.5%	81	-3
Broome	33	0.6%	29	4
Bunbury	333	6.5%	337	-4
Casuarina	702	13.7%	710	-8
Eastern Goldfields	93	1.8%	90	3
Greenough	297	5.8%	296	1
Hakea	900	17.6%	885	15
Karnet	305	6.0%	303	2
Pardelup	84	1.6%	83	1
Roebourne	159	3.1%	162	-3
Wandoo	52	1.0%	52	0
West Kimberly	144	2.8%	150	-6
Woorloo	346	6.8%	348	-2
Alternatives to Imprisonment (inc Early release, Bail and Pre-Sentence orders)				
CEO/Short Term Parole	80	6.6%	76	4
Conditional Bail	326	26.9%	315	11
Cwith Parole	12	1.0%	12	0
Interstate parole	6	0.5%	7	-1
Monitored Bail	10	0.8%	10	0
Pre-Sentence	225	18.6%	221	4
State Parole	471	38.9%	469	2
Work Rel. or Re-Entry	0	0.0%	0	0

Juvenile Custodial Population

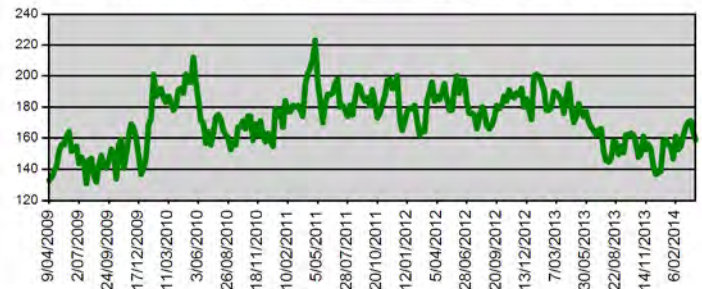
Total	159		164	-5
Sentenced	80	50.3%	78	2
Unsentenced	79	49.7%	86	-7
Aboriginal	126	79.2%	134	-8
Female	7	4.4%	9	-2
Supervised Bail	0		0	0
By Facility				
Banksia Hill	159	100.0%	164	-5

Trends in Justice - Rolling Five Year History

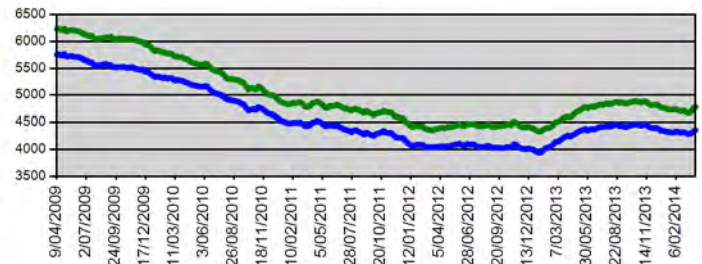
Adult Prisoner Population - Rolling 5 Year Snapshot



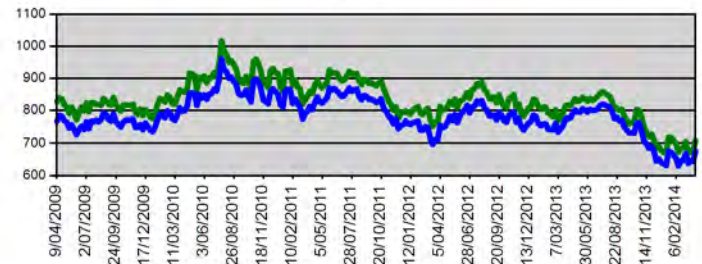
Juvenile Detention Population - Rolling 5 Year Snapshot



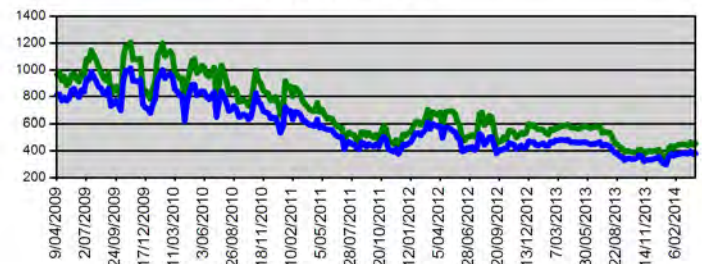
Adult Community Corrections - Orders and Offenders - Rolling 5 Year Snapshot



Juvenile Community Justice - Orders and Offenders - Rolling 5 Year Snapshot



Juvenile Community Justice - JJTeam Referrals and Distinct Persons - Rolling 5 Year Snapshot



* Includes Hospital/Lockup

^ Includes

cases where fine defaulters have a current remand warrant



Adult Community Justice Service Orders Valid as at 27/03/2014 00:00 hours													Distinct Persons							
Branch	IS	CB	CSI	DS	PS	PO	HB	CE	PA	WR / RR	WD	Total Count Orders	Distinct Persons Special / High Risk	Variation Total Distinct Persons	Aboriginal Male	Aboriginal Female	Non-Aboriginal Male	Non-Aboriginal Female	Not Recorded	Total Distinct Persons
Albany	63	93	14	1	10	0	12	0	10	0	6	209	5	4	34	13	107	18	1	173
Broome	43	50	8	1	4	2	0	3	7	0	16	134	5	3	98	23	10	1	1	133
Bunbury	41	107	25	1	12	0	10	3	19	0	3	221	9	2	24	17	122	31	8	202
Busselton	19	69	13	0	0	0	5	1	10	0	0	117	1	0	11	9	59	19	5	103
Carnarvon	23	38	2	0	3	0	0	2	3	0	5	76	1	4	29	21	16	6	1	73
Central Law Court	0	0	1	0	0	0	22	0	0	0	0	23	1	0	5	0	15	2	1	23
Central West Metro	103	188	64	0	12	2	29	9	95	0	6	508	26	3	54	29	313	71	10	477
Cocos/christmas Islands	0	6	0	0	0	0	0	0	0	0	0	6	0	0	0	0	4	2	0	6
Court Assessment Treatment	2	5	0	0	42	0	74	0	0	0	0	123	52	4	9	8	53	12	1	83
Esperance	9	14	6	0	2	0	1	1	8	0	1	42	0	-2	10	4	18	5	0	37
Geraldton	43	93	19	1	4	0	7	2	12	0	1	182	8	4	83	35	40	5	6	169
Halls Creek	13	21	3	0	1	0	0	1	3	0	5	47	6	1	33	8	2	0	2	45
Kalgoorlie	54	45	10	0	21	0	17	5	9	0	15	176	4	3	70	39	31	11	1	152
Karratha	7	33	5	0	0	0	1	0	2	0	1	49	4	-1	26	8	7	4	0	45
Katanning	20	36	4	0	4	0	1	2	2	0	0	69	1	1	20	16	16	4	0	56
Kununurra	24	52	8	0	3	1	4	1	1	0	3	97	6	-3	56	26	1	2	4	89
Mandurah	41	55	24	0	10	1	6	0	16	0	0	153	11	0	23	7	94	16	1	141
Meekatharra	0	3	0	0	1	0	0	0	0	0	0	4	0	0	2	1	0	0	1	4
Narrogin	19	62	3	0	4	0	2	2	3	0	0	95	0	1	23	13	23	15	1	75
Newman	9	32	0	0	1	0	0	1	2	0	0	45	3	1	24	12	2	4	0	42
North East Metro	109	141	55	0	16	1	33	11	41	0	3	410	27	-7	61	25	226	51	9	372
North West Metro	120	184	69	0	12	3	31	15	91	0	7	532	18	-1	52	24	340	77	4	497
Northam	28	44	9	0	8	0	3	1	16	0	0	109	7	-2	22	18	47	13	1	101
Public Protection Unit	1	0	0	21	0	0	0	0	0	0	0	22	17	2	8	0	13	0	0	21
Rockingham	74	122	37	0	20	1	19	5	24	0	3	305	14	1	21	14	197	47	3	282
Roebourne	11	13	1	0	0	0	0	2	2	0	4	33	0	2	21	5	4	1	1	32
South East Metro	120	221	74	0	22	0	32	3	69	0	10	551	12	3	86	21	335	62	9	513
South Hedland	24	36	10	0	0	0	1	3	3	0	9	86	3	0	53	14	11	0	6	84
South West Coasta	97	126	40	0	13	3	26	7	43	0	3	358	14	1	51	27	201	43	6	328
TOTAL	1117	1889	504	25	225	14	336	80	491	0	101	4782	255	24	1009	437	2307	522	83	4358
% of Total Orders	23.36%	39.50%	10.54%	0.52%	4.71%	0.29%	7.03%	1.67%	10.27%	0.00%	2.11%	Average orders/person		1.10	23.15%	10.03%	52.94%	11.98%	1.90%	100.00%



Juvenile Community Justice Service Orders Valid as at 27/03/2014 00:00 hrs											Distinct Persons on Orders											
Branch	AISO	ACBO	IYSO	YCBO	JCRO	CWO	INOR	SRO	BAIL	Total Orders	Aboriginal Male	Aboriginal Female	Non Aboriginal Male	Non Aboriginal Female	Not Recorded	Total Distinct Persons	Special Risk	Variation Total Distinct Persons on previous week	JJTM Referrals	JJTM Distinct Persons	Reports	Total Services
ALBANY YJS	0	0	5	4	8	0	0	4	0	21	12	2	4	0	0	18	0	-4	5	5	10	36
BROOME YJS	0	0	8	13	9	0	0	2	0	32	26	5	0	0	1	32	2	-1	29	24	1	62
BUNBURY YJS	0	0	8	15	8	0	1	2	0	33	11	1	18	1	0	31	0	-6	21	19	9	63
BUSSELTON YJS	0	0	0	0	0	0	0	0	0	0	0	0	0	0	0	0	0	0	0	0	0	0
CARNARVON YJS	0	0	4	9	3	0	0	1	0	17	8	5	4	0	0	17	0	8	20	16	5	42
CENTRAL METRO YJS	0	0	10	31	18	0	0	7	0	66	23	8	28	4	0	63	6	2	28	24	31	125
CHRISTMAS AND COCOS ISLANDS YJS	0	0	0	0	0	0	0	0	0	0	0	0	0	0	0	0	0	0	0	0	0	0
COURT ASSESSMENT AND TREATMENT SERVICE (CATS)	0	0	0	0	0	0	0	0	0	0	0	0	0	0	0	0	0	1	0	0	13	13
DERBY YJS	0	0	0	0	0	0	0	0	0	0	0	0	0	0	0	0	0	0	0	0	0	0
ESPERANCE YJS	0	0	1	2	5	0	0	2	0	10	3	1	5	1	0	10	0	-1	1	1	2	13
FITZROY CROSSING YJS	0	0	0	0	0	0	0	0	0	0	0	0	0	0	0	0	1	1	0	0	0	0
GERALDTON YJS	0	0	2	15	8	0	0	1	0	26	21	3	2	0	0	26	1	2	14	14	8	48
HALLS CREEK YJS	0	0	6	15	2	0	0	2	0	25	21	3	0	0	0	24	2	0	7	6	2	34
KALGOORLIE YJS	0	0	10	16	8	0	0	4	0	38	28	0	4	2	0	34	1	-6	26	23	11	75
KARRATHA YJS	0	0	5	6	6	0	0	1	0	18	15	3	0	0	0	18	0	-1	6	6	6	30
KATANNING YJS	0	0	0	0	0	0	0	0	0	0	0	0	0	0	0	0	0	0	1	1	0	1
KUNUNURRA YJS	0	0	7	15	9	0	0	1	0	32	28	4	0	0	0	32	2	0	50	32	10	92
MEEKATHARRA YJS	0	0	4	8	4	0	0	4	0	20	18	2	0	0	0	20	1	1	3	3	5	28
METRO YOUTH BAIL SERVICES (MYBS)	0	0	0	0	0	0	0	0	0	0	0	0	0	0	0	0	2	5	0	0	0	0
NARROGIN YJS	0	0	0	2	2	0	0	1	0	5	2	0	3	0	0	5	0	7	0	0	3	8
NEWMAN YJS	0	0	3	5	0	0	0	1	0	9	6	2	0	1	0	9	0	5	30	19	5	44
NORTH METRO YJS	0	0	14	34	14	1	0	7	0	70	20	6	35	6	0	67	5	3	28	26	20	118
NORTHAM YJS	0	0	5	16	2	0	0	0	0	23	8	5	4	1	0	18	0	-6	17	16	5	45
PERTH CHILDRENS COURT	0	0	0	0	0	0	0	0	0	0	0	0	0	0	0	0	0	0	0	0	0	0
PSYCHOLOGICAL SERVICES	0	0	0	0	0	0	0	0	0	0	0	0	0	0	0	0	0	0	0	0	0	0
ROEBOURNE YJS	0	0	4	5	4	0	0	0	0	13	10	2	1	0	0	13	0	3	33	21	1	47
SOUTH EAST METRO YJS	0	0	30	34	30	0	0	4	0	98	36	11	38	11	1	97	9	8	43	39	27	168
SOUTH HEDLAND YJS	0	0	4	18	10	0	0	6	0	38	22	12	0	0	0	34	3	14	34	31	9	81
SOUTH WEST METRO YJS	0	0	25	40	34	0	2	13	0	112	35	4	56	13	0	108	4	5	59	54	26	197
SUPERVISED RELEASE REVIEW BOARD	0	0	0	0	0	0	0	0	0	0	0	0	0	0	0	0	0	0	0	0	0	0
WYNDHAM YJS	0	0	0	0	0	0	0	0	0	0	0	0	0	0	0	0	0	0	0	0	0	0
TOTAL Branches	0	0	155	303	184	1	3	63	0	706	353	79	202	40	2	676	39	40	455	380	209	1370
GRAND TOTAL	0	0	155	303	184	1	3	63	0	706	353	79	202	40	2	676	39	40	455	380	209	1370
% of Total Orders	0.00%	0.00%	21.95%	42.92%	26.06%	0.14%	0.42%	8.92%	0.00%	100.00%	52.22%	11.69%	29.88%	5.92%	0.30%	Average Supervised Orders / Person			1.04			



Adults Offenders in Custody as at 3/04/2014 00:00 Hours. Count by Facility, Status, Ethnicity and Gender.

This includes all persons in workcamps and in hospital and lockup.

FACILITY	Sentenced							Unsentenced							Total
	Aboriginal			Non-Aboriginal			Total	Aboriginal			Non-Aboriginal			Total	
	MALE	FEMALE	Total	MALE	FEMALE	Total		MALE	FEMALE	Total	MALE	FEMALE	Total		
ACACIA PRISON	379	0	379	603	0	603	982	0	0	0	1	0	1	1	983
ALBANY REGIONAL PRISON	115	0	115	161	0	161	276	10	0	10	18	0	18	28	304
BANDYUP WOMENS PRISON	0	92	92	0	109	109	201	0	48	48	0	50	50	98	299
BORONIA PRE RELEASE CENTRE	0	16	16	0	62	62	78	0	0	0	0	0	0	0	78
BROOME REGIONAL PRISON	13	0	13	10	0	10	23	8	2	10	0	0	0	10	33
BUNBURY REGIONAL PRISON	63	0	63	231	0	231	294	9	0	9	30	0	30	39	333
CASUARINA PRISON	197	0	197	317	0	317	514	80	0	80	108	0	108	188	702
EASTERN GOLDFIELDS REGIONAL PRISON	46	11	57	17	5	22	79	9	1	10	4	0	4	14	93
GREENOUGH REGIONAL PRISON	158	33	191	41	20	61	252	28	7	35	8	2	10	45	297
HAKEA PRISON	104	0	104	204	0	204	308	209	0	209	383	0	383	592	900
KARNET PRISON FARM	24	0	24	281	0	281	305	0	0	0	0	0	0	0	305
PARDELUP PRISON FARM	15	0	15	69	0	69	84	0	0	0	0	0	0	0	84
ROEBOURNE REGIONAL PRISON	97	0	97	11	0	11	108	44	1	45	6	0	6	51	159
WANDOO REINTEGRATION FACILITY	17	0	17	35	0	35	52	0	0	0	0	0	0	0	52
WEST KIMBERLEY REGIONAL PRISON	116	14	130	4	1	5	135	6	3	9	0	0	0	9	144
WOOROLOO PRISON FARM	61	0	61	285	0	285	346	0	0	0	0	0	0	0	346
Total	1405	166	1571	2269	197	2466	4037	403	62	465	558	52	610	1075	5112



Juvenile Offenders in Detention as at 3/04/2014 00:00 Hours. Count by Facility, Status, Ethnicity and Gender.

FACILITY	Sentenced						Unsentenced						Total	
	Aboriginal			Non-Aboriginal		Total	Aboriginal			Non-Aboriginal		Total		
	MALE	FEMALE	Total	MALE	Total		MALE	FEMALE	Total	MALE	FEMALE			Total
BANKSIA HILL DETENTION CENTRE	60	3	63	17	17	80	60	3	63	15	1	16	79	159
Total	60	3	63	17	17	80	60	3	63	15	1	16	79	159



Prisoners in Custody of Hospital or Police Lockup as at 3/04/2014 00:00 Hours.

Parent Facility and Prisoner Locations		Sentenced				Unsentenced				Total
		A		N		Total	N		Total	
		MALE	FEMALE	MALE	FEMALE		MALE	FEMALE		
BANDYUP WOMENS PRISON	BAND EU LONGTERM HOSPITAL	0	2	0	1	3	0	1	1	4
ACACIA PRISON	GRAYLANDS HOSPITAL	1	0	0	0	1	0	0	0	1
HAKEA PRISON	GRAYLANDS HOSPITAL	0	0	0	0	0	1	0	1	1
WOOROLOO PRISON FARM	WOOR EU POLICE LOCKUP	0	0	1	0	1	0	0	0	1
Total		1	2	1	1	5	1	1	2	7



Prisoners in Custody of WorkCamp as at 3/04/2014 00:00 Hours.

Parent Facility and WorkCamp Locations		Sentenced			Total
		Aboriginal	Non-Aboriginal	Total	
		MALE	MALE		
EASTERN GOLDFIELDS REGIONAL PRISON	WARBURTON WORKCAMP	2	1	3	3
PARDELUP PRISON FARM	WALPOLE WORK CAMP	1	8	9	9
WEST KIMBERLEY REGIONAL PRISON	WYNDHAM WORK CAMP	17	3	20	20
WOOROLOO PRISON FARM	DOWERIN WORK CAMP	1	17	18	18
Total		21	29	50	50