



Weekly Offender Statistics (WOS) Report as at 13 February 2014 00:00 hours



Performance and Statistics
Department of Corrective Services

Generated on: 13 February 2014 10:18:10 hours



Report Notes

Report Title Weekly Offender Statistics (WOS) Report

Report Designer Performance and Statistics Team

Last Modified

Report Data Source WOSdb in the Analysis Platform

Data Guidelines

This report shows a weekly snapshot of the Adult and Juvenile custodial systems and the variation between weekly snapshots as well as a rolling five year history of the snapshot reports in graphical form.



Report Notes

Report Title	Prison Census
Report Designer	Performance and Statistics Team
Last Modified	
Report Data Source	TOMS in the Analysis Platform

Data Guidelines

Analysis Platform : This report provides information on each of the prison facilities across the state as at a user define date (as at 24:00 hours) defined by Facility, Status, Ethnicity and Gender.

Ethnicity: A = Aboriginal; N = Non-Aboriginal

NOTES:

1. Prisoners in Custody of Hospital or Police Lockup are recorded as a subset of the total number of Prisoners across the state and are already included in the Adult Offenders in Custody totals.
2. Prisoners in Custody of Work Camp are recorded as a subset of the total number of Prisoners across the state and are already included Adult Offenders in Custody total.



Legend:

Adult OrderType Codes

CB - Community Based Orders

CE - CEO Parole / Short Term Parole Orders

CSI - Conditional Suspended Imprisonment Orders

DS - Dangerous Sex Offender Orders

HB - Conditional/ Monitored Bail Orders

IS - Intensive Supervision Orders

PA - Parole Orders

PO - Probation Orders

PS - Pre-Sentence Orders

WD - Work and Development Orders

WR/RR - Work Release or ReEntry Release Orders



Legend: Juvenile OrderTypes

AISO - Adult Intensive Supervision Order
ACBO - Adult Community Based Order
BAIL - Supervising Bail
CONF - Court Conferencing Referral
CUST - Juvenile Detention Support
CWO - Community Work Order
DBWT - Deferred Bench Warrant
INOR - Interstate Order
IYSO - Intensive Youth Supervision Order
JCRO - Juvenile Conditional Release Order
JTMP - Juvenile Drug Court (CATS) Treatment Mgmt Plan
JJTM - JJ Team Referral
PREV - Prevention
PRIS - Adult Prison Support
SRO - Supervised Release Order
YCBO - Youth Community Based Order

All Reports:

Includes: Adult Pre-sentence Report
Breach of Adult Court Order Report
Breach of Juvenile Court Order Report
Breach of SRO Report (S.144 - non-compliance)
Breach of SRO Report (S.145 - offending)
Combined Juvenile Court Report & Adult PSR
Court Report
Court Conference Referral Report
Juvenile Court Diversion Assessment



Weekly Offender Statistics - Thursday Prisoner Population Report as at 13/02/2014 00:00 hours

Adult Prisoner Population

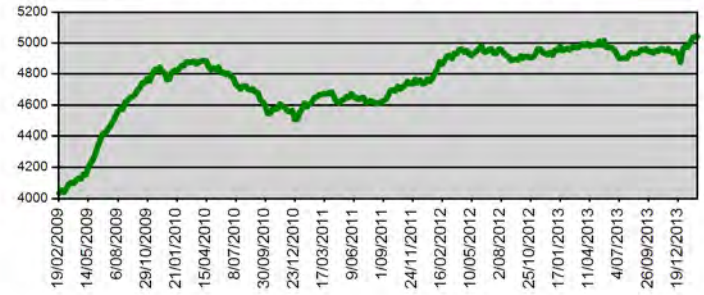
	Count	% of Total	Previous Count	Variation
Total *	5043		5041	2
Sentenced	3994	79.2%	3990	4
Remand	1038	20.6%	1038	0
Aboriginal	2009	39.8%	2012	-3
Female	473	9.4%	471	2
Hospital/Lockup	11	0.2%	13	-2
Fine Defaulters:				
State ^	15	0.3%	17	-2
Federal	0	0.0%	0	0
By Facility				
Acacia	987	19.6%	986	1
Albany	304	6.0%	293	11
Bandyup	279	5.5%	279	0
Boronia Pre release	82	1.6%	81	1
Broome	40	0.8%	37	3
Bunbury	339	6.7%	339	0
Casuarina	651	12.9%	644	7
Eastern Goldfields	100	2.0%	99	1
Greenough	300	5.9%	294	6
Hakea	871	17.3%	896	-25
Karnet	308	6.1%	309	-1
Pardelup	82	1.6%	85	-3
Roebourne	157	3.1%	158	-1
Wandoo	47	0.9%	43	4
West Kimberly	149	3.0%	150	-1
Woorloo	347	6.9%	348	-1
Alternatives to Imprisonment (inc Early release, Bail and Pre-Sentence orders)				
CEO/Short Term Parole	68	5.8%	69	-1
Conditional Bail	315	26.9%	330	-15
Cwith Parole	11	0.9%	11	0
Interstate parole	6	0.5%	6	0
Monitored Bail	10	0.9%	10	0
Pre-Sentence	210	17.9%	205	5
State Parole	484	41.3%	484	0
Work Rel. or Re-Entry	0	0.0%	0	0

Juvenile Custodial Population

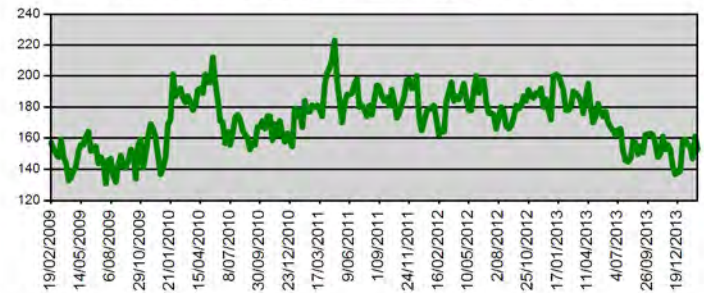
Total	153		161	-8
Sentenced	79	51.6%	80	-1
Unsentenced	74	48.4%	81	-7
Aboriginal	123	80.4%	130	-7
Female	9	5.9%	10	-1
Supervised Bail	36		38	-2
By Facility				
Banksia Hill	153	100.0%	161	-8

Trends in Justice - Rolling Five Year History

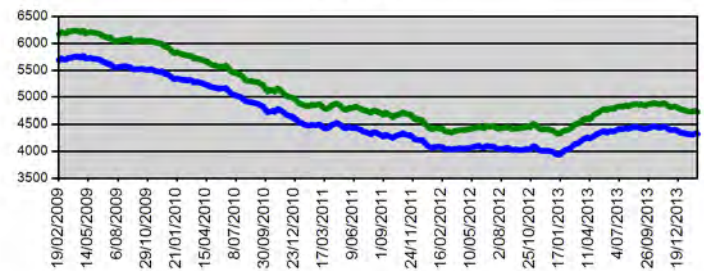
Adult Prisoner Population - Rolling 5 Year Snapshot



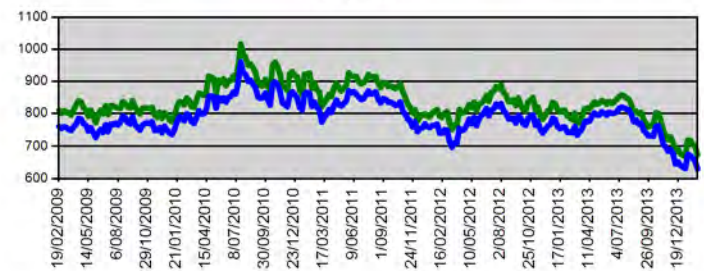
Juvenile Detention Population - Rolling 5 Year Snapshot



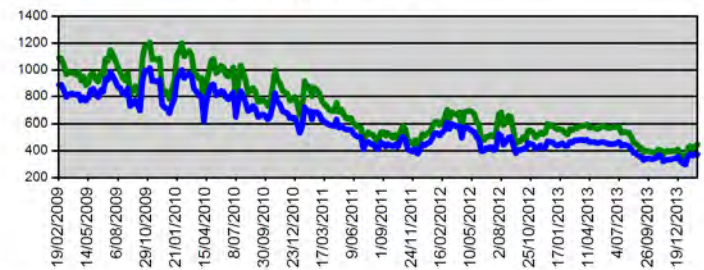
Adult Community Corrections - Orders and Offenders - Rolling 5 Year Snapshot



Juvenile Community Justice - Orders and Offenders - Rolling 5 Year Snapshot



Juvenile Community Justice - JJTeam Referrals and Distinct Persons - Rolling 5 Year Snapshot



* Includes Hospital/Lockup

^ Includes

cases where fine defaulters have a current remand warrant



Adult Community Justice Service Orders Valid as at 6/02/2014 00:00 hours													Distinct Persons							
Branch	IS	CB	CSI	DS	PS	PO	HB	CE	PA	WR / RR	WD	Total Count Orders	Distinct Persons Special / High Risk	Variation Total Distinct Persons	Aboriginal Male	Aboriginal Female	Non-Aboriginal Male	Non-Aboriginal Female	Not Recorded	Total Distinct Persons
Albany	60	89	13	1	9	0	12	0	9	0	6	199	5	1	35	13	96	19	1	164
Broome	43	43	8	1	2	1	0	1	7	0	14	120	7	7	86	19	11	1	3	120
Bunbury	47	109	25	1	11	0	7	4	20	0	2	226	13	-4	25	14	124	39	4	206
Busselton	16	71	11	0	0	0	4	1	13	0	1	117	1	-3	12	10	59	22	3	106
Carnarvon	23	31	1	0	1	0	0	0	4	0	4	64	0	-5	23	18	14	4	1	60
Central Law Court	0	0	1	0	0	0	24	0	0	0	0	25	5	-1	5	0	18	1	1	25
Central West Metro	110	177	65	0	11	2	25	4	94	0	7	495	30	-6	54	33	307	76	2	472
Cocos/christmas Islands	0	5	0	0	0	0	0	0	0	0	0	5	0	0	0	0	3	2	0	5
Court Assessment Treatment	3	9	0	0	41	0	65	0	0	0	0	118	44	-8	10	9	47	12	0	78
Esperance	4	11	6	0	2	0	1	2	9	0	0	35	0	2	7	3	17	6	0	33
Geraldton	53	95	17	2	4	0	8	2	14	0	0	195	9	2	89	37	47	6	4	183
Halls Creek	7	13	2	0	1	0	0	0	1	0	8	32	0	-3	21	7	2	0	1	31
Kalgoorlie	44	46	15	0	17	0	15	1	9	0	5	152	2	-3	64	32	28	9	2	135
Karratha	14	38	6	0	0	0	1	0	2	0	0	61	2	0	31	14	9	4	0	58
Katanning	17	41	4	0	4	0	2	6	0	0	0	74	2	0	25	20	15	4	0	64
Kununurra	34	51	7	0	5	1	10	1	2	0	11	122	12	3	73	35	1	2	0	111
Mandurah	31	51	31	0	7	1	6	1	15	0	1	144	11	-5	22	8	83	14	1	128
Narrogin	19	63	1	0	4	0	1	3	4	0	0	95	1	5	19	12	28	13	2	74
Newman	7	20	0	0	1	0	0	1	1	0	0	30	1	0	20	8	1	1	0	30
North East Metro	113	151	59	0	20	1	42	11	45	0	5	447	28	-4	70	27	245	56	3	401
North West Metro	124	179	71	0	13	4	33	9	80	0	2	515	21	0	52	26	323	83	4	488
Northam	26	38	11	0	5	0	2	1	18	0	1	102	8	1	19	12	53	11	0	95
Public Protection Unit	1	0	0	18	0	0	0	0	0	0	0	19	17	0	6	0	12	0	0	18
Rockingham	65	129	39	0	19	1	15	7	28	0	2	305	10	3	23	9	201	47	2	282
Roeboorne	10	14	5	0	0	0	1	1	2	0	0	33	0	0	24	3	5	0	0	32
South East Metro	107	228	72	0	23	0	27	3	82	0	8	550	10	9	77	21	348	66	2	514
South Hedland	23	40	9	0	1	0	0	0	4	0	4	81	4	3	46	17	11	0	4	78
South West Coasta	96	137	40	0	9	3	24	9	40	0	2	360	13	-3	49	26	208	48	2	333
TOTAL	1097	1879	519	23	210	14	325	68	503	0	83	4721	256	-9	987	433	2316	546	42	4324
% of Total Orders	23.24%	39.80%	10.99%	0.49%	4.45%	0.30%	6.88%	1.44%	10.65%	0.00%	1.76%	Average orders/person		1.09	22.83%	10.01%	53.56%	12.63%	0.97%	100.00%



Juvenile Community Justice Service Orders Valid as at 6/02/2014 00:00 hrs											Distinct Persons on Orders											
Branch	AISO	ACBO	IYSO	YCBO	JCRO	CWO	INOR	SRO	BAIL	Total Orders	Aboriginal Male	Aboriginal Female	Non Aboriginal Male	Non Aboriginal Female	Not Recorded	Total Distinct Persons	Special Risk	Variation Total Distinct Persons on previous week	JJTM Referrals	JJTM Distinct Persons	Reports	Total Services
ALBANY YJS	0	0	6	4	2	0	0	3	0	15	11	2	2	0	0	15	0	0	11	11	3	29
BROOME YJS	0	0	6	8	9	0	0	3	0	26	21	2	2	0	1	26	2	0	58	45	9	93
BUNBURY YJS	0	0	9	16	9	0	1	1	0	35	11	1	19	0	0	31	2	-4	25	24	8	68
BUSSELTON YJS	0	0	0	0	0	0	0	0	0	0	0	0	0	0	0	0	0	0	0	0	0	0
CARNARVON YJS	0	0	6	8	3	0	0	3	0	20	11	7	2	0	0	20	0	7	2	2	8	30
CENTRAL METRO YJS	0	0	8	33	18	0	0	5	0	64	21	6	24	9	0	60	7	-5	26	25	19	109
CHRISTMAS AND COCOS ISLANDS YJS	0	0	0	0	0	0	0	0	0	0	0	0	0	0	0	0	0	0	0	0	0	0
COURT ASSESSMENT AND TREATMENT SERVICE (CATS)	0	0	0	0	0	0	0	0	0	0	0	0	0	0	0	0	0	3	0	0	15	15
DERBY YJS	0	0	0	0	0	0	0	0	0	0	0	0	0	0	0	0	0	0	0	0	0	0
ESPERANCE YJS	0	0	3	2	3	0	0	1	0	9	4	1	4	0	0	9	0	0	1	1	5	15
FITZROY CROSSING YJS	0	0	0	0	0	0	0	0	0	0	0	0	0	0	0	0	0	3	0	0	0	0
GERALDTON YJS	0	0	2	11	11	0	0	1	0	25	17	2	4	0	0	23	2	3	15	13	10	50
HALLS CREEK YJS	0	0	6	12	2	0	0	0	0	20	16	3	0	0	1	20	2	3	2	2	5	27
KALGOORLIE YJS	0	0	10	12	10	0	0	8	0	40	30	0	4	3	0	37	1	1	29	24	11	80
KARRATHA YJS	0	0	3	10	4	0	0	2	0	19	16	3	0	0	0	19	1	3	19	16	6	44
KATANNING YJS	0	0	0	0	0	0	0	0	0	0	0	0	0	0	0	0	0	0	0	0	0	0
KUNUNURRA YJS	0	0	9	15	8	0	0	2	0	34	27	5	0	0	1	33	3	-7	43	29	8	85
MEEKATHARRA YJS	0	0	1	12	2	0	0	5	0	20	16	3	0	0	0	19	0	-1	0	0	6	26
METRO YOUTH BAIL SERVICES (MYBS)	0	0	0	0	0	0	0	0	0	0	0	0	0	0	0	0	0	0	0	0	0	0
NARROGIN YJS	0	0	1	1	1	0	0	0	0	3	1	2	0	0	0	3	0	-1	0	0	1	4
NEWMAN YJS	0	0	5	7	0	0	0	0	0	12	8	2	1	0	0	11	0	0	19	14	7	38
NORTH METRO YJS	0	0	6	23	16	0	0	8	0	53	14	4	26	6	0	50	8	-7	40	33	17	110
NORTHAM YJS	0	0	3	16	2	0	0	2	0	23	9	3	6	1	0	19	0	2	21	17	10	54
PERTH CHILDRENS COURT	0	0	0	0	0	0	0	0	0	0	0	0	0	0	0	0	0	0	0	0	0	0
PSYCHOLOGICAL SERVICES	0	0	0	0	0	0	0	0	0	0	0	0	0	0	0	0	0	0	0	0	0	0
ROEBOURNE YJS	0	0	5	13	4	0	0	1	0	23	17	3	1	0	0	21	0	-1	12	8	3	38
SOUTH EAST METRO YJS	0	0	28	30	36	1	0	1	0	96	39	6	37	10	1	93	6	7	34	30	29	159
SOUTH HEDLAND YJS	0	0	2	16	7	0	0	4	0	29	16	8	0	0	0	24	0	-3	15	12	9	53
SOUTH WEST METRO YJS	0	0	22	36	33	1	2	12	0	104	35	4	50	8	0	97	4	9	73	68	22	199
SUPERVISED RELEASE REVIEW BOARD	0	0	0	0	0	0	0	0	0	0	0	0	0	0	0	0	0	0	0	0	0	0
WYNDHAM YJS	0	0	0	0	0	0	0	0	0	0	0	0	0	0	0	0	0	0	0	0	0	0
TOTAL Branches	0	0	141	285	180	2	3	62	0	670	340	67	182	37	4	630	38	12	445	374	211	1326
GRAND TOTAL	0	0	141	285	180	2	3	62	0	670	340	67	182	37	4	630	38	12	445	374	211	1326
% of Total Orders	0.00%	0.00%	21.04%	42.54%	26.87%	0.30%	0.45%	9.25%	0.00%	100.00%	53.97%	10.63%	28.89%	5.87%	0.63%	Average Supervised Orders / Person			1.06			



Adults Offenders in Custody as at 13/02/2014 00:00 Hours. Count by Facility, Status, Ethnicity and Gender.

This includes all persons in workcamps and in hospital and lockup.

FACILITY	Sentenced							Unsentenced							Total
	Aboriginal			Non-Aboriginal			Total	Aboriginal			Non-Aboriginal			Total	
	MALE	FEMALE	Total	MALE	FEMALE	Total		MALE	FEMALE	Total	MALE	FEMALE	Total		
ACACIA PRISON	377	0	377	610	0	610	987	0	0	0	0	0	0	0	987
ALBANY REGIONAL PRISON	119	0	119	170	0	170	289	7	0	7	8	0	8	15	304
BANDYUP WOMENS PRISON	0	87	87	0	97	97	184	0	43	43	0	52	52	95	279
BORONIA PRE RELEASE CENTRE	0	14	14	0	68	68	82	0	0	0	0	0	0	0	82
BROOME REGIONAL PRISON	11	1	12	9	0	9	21	17	1	18	1	0	1	19	40
BUNBURY REGIONAL PRISON	65	0	65	246	0	246	311	9	0	9	19	0	19	28	339
CASUARINA PRISON	219	0	219	296	0	296	515	53	0	53	83	0	83	136	651
EASTERN GOLDFIELDS REGIONAL PRISON	44	10	54	19	7	26	80	11	4	15	5	0	5	20	100
GREENOUGH REGIONAL PRISON	139	36	175	50	22	72	247	36	3	39	12	2	14	53	300
HAKEA PRISON	70	0	70	177	0	177	247	240	0	240	384	0	384	624	871
KARNET PRISON FARM	32	0	32	276	0	276	308	0	0	0	0	0	0	0	308
PARDELUP PRISON FARM	13	0	13	69	0	69	82	0	0	0	0	0	0	0	82
ROEBOURNE REGIONAL PRISON	102	2	104	11	0	11	115	32	2	34	8	0	8	42	157
WANDOO REINTEGRATION FACILITY	13	0	13	34	0	34	47	0	0	0	0	0	0	0	47
WEST KIMBERLEY REGIONAL PRISON	112	19	131	5	1	6	137	10	2	12	0	0	0	12	149
WOOROO PRISON FARM	54	0	54	293	0	293	347	0	0	0	0	0	0	0	347
Total	1370	169	1539	2265	195	2460	3999	415	55	470	520	54	574	1044	5043



Juvenile Offenders in Detention as at 13/02/2014 00:00 Hours. Count by Facility, Status, Ethnicity and Gender.

FACILITY	Sentenced						Unsentenced						Total
	Aboriginal			Non-Aboriginal		Total	Aboriginal			Non-Aboriginal		Total	
	MALE	FEMALE	Total	MALE	Total		MALE	FEMALE	Total	MALE	Total		
BANKSIA HILL DETENTION CENTRE	56	5	61	18	18	79	58	4	62	12	12	74	153
Total	56	5	61	18	18	79	58	4	62	12	12	74	153



Prisoners in Custody of Hospital or Police Lockup as at 13/02/2014 00:00 Hours.

Parent Facility and Prisoner Locations		Sentenced			Unsentenced			Total	
		A	N	Total	A	N			Total
		MALE	MALE		MALE	MALE	FEMALE		
BANDYUP WOMENS PRISON	BAND EU LONGTERM HOSPITAL	0	0	0	0	0	2	2	2
CASUARINA PRISON	GRAYLANDS HOSPITAL	1	0	1	0	0	0	0	1
	CASU EU LONGTERM HOSPITAL	2	0	2	0	0	0	0	2
HAKEA PRISON	GRAYLANDS HOSPITAL	0	0	0	1	3	0	4	4
ACACIA PRISON	HOSPITAL ADMISSION OVERNIGHT	0	1	1	0	0	0	0	1
WOOROLOO PRISON FARM	WOOR EU POLICE LOCKUP	0	1	1	0	0	0	0	1
Total		3	2	5	1	3	2	6	11



Prisoners in Custody of WorkCamp as at 13/02/2014 00:00 Hours.

Parent Facility and WorkCamp Locations		Sentenced			Total
		Aboriginal	Non-Aboriginal	Total	
		MALE	MALE		
EASTERN GOLDFIELDS REGIONAL PRISON	WARBURTON WORKCAMP	6	1	7	7
PARDELUP PRISON FARM	WALPOLE WORK CAMP	1	8	9	9
WEST KIMBERLEY REGIONAL PRISON	WYNDHAM WORK CAMP	20	4	24	24
WOOROLOO PRISON FARM	DOWERIN WORK CAMP	1	17	18	18
Total		28	30	58	58