



Weekly Offender Statistics (WOS) Report as at 30 January 2014 00:00 hours



Performance and Statistics
Department of Corrective Services

Generated on: 30 January 2014 10:19:21 hours



Report Notes

Report Title Prison Census

Report Designer Performance and Statistics Team

Last Modified

Report Data Source TOMS in the Analysis Platform

Data Guidelines

Analysis Platform : This report provides information on each of the prison facilities across the state as at a user define date (as at 24:00 hours) defined by Facility, Status, Ethnicity and Gender.

Ethnicity: A = Aboriginal; N = Non-Aboriginal

NOTES:

1. Prisoners in Custody of Hospital or Police Lockup are recorded as a subset of the total number of Prisoners across the state and are already included in the Adult Offenders in Custody totals.
2. Prisoners in Custody of Work Camp are recorded as a subset of the total number of Prisoners across the state and are already included Adult Offenders in Custody total.



Legend:

Adult OrderType Codes

CB - Community Based Orders

CE - CEO Parole / Short Term Parole Orders

CSI - Conditional Suspended Imprisonment Orders

DS - Dangerous Sex Offender Orders

HB - Conditional/ Monitored Bail Orders

IS - Intensive Supervision Orders

PA - Parole Orders

PO - Probation Orders

PS - Pre-Sentence Orders

WD - Work and Development Orders

WR/RR - Work Release or ReEntry Release Orders



Legend: Juvenile OrderTypes

AISO - Adult Intensive Supervision Order
ACBO - Adult Community Based Order
BAIL - Supervising Bail
CONF - Court Conferencing Referral
CUST - Juvenile Detention Support
CWO - Community Work Order
DBWT - Deferred Bench Warrant
INOR - Interstate Order
IYSO - Intensive Youth Supervision Order
JCRO - Juvenile Conditional Release Order
JTMP - Juvenile Drug Court (CATS) Treatment Mgmt Plan
JJTM - JJ Team Referral
PREV - Prevention
PRIS - Adult Prison Support
SRO - Supervised Release Order
YCBO - Youth Community Based Order

All Reports:

Includes: Adult Pre-sentence Report
Breach of Adult Court Order Report
Breach of Juvenile Court Order Report
Breach of SRO Report (S.144 - non-compliance)
Breach of SRO Report (S.145 - offending)
Combined Juvenile Court Report & Adult PSR
Court Report
Court Conference Referral Report
Juvenile Court Diversion Assessment



Weekly Offender Statistics - Thursday Prisoner Population Report as at 30/01/2014 00:00 hours

Adult Prisoner Population

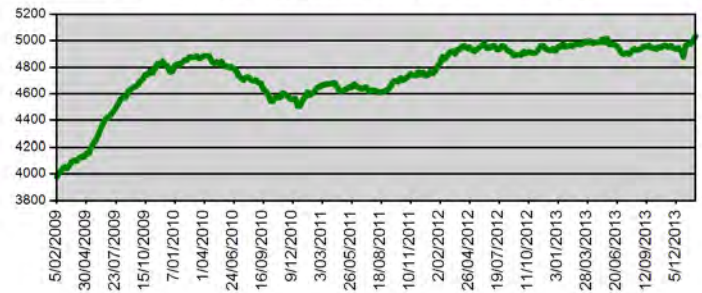
	Count	% of Total	Previous Count	Variation
Total *	5034		5002	32
Sentenced	3973	78.9%	3972	1
Remand	1051	20.9%	1018	33
Aboriginal	2005	39.8%	1991	14
Female	477	9.5%	460	17
Hospital/Lockup	10	0.2%	12	-2
Fine Defaulters:				
State ^	15	0.3%	16	-1
Federal	0	0.0%	0	0
By Facility				
Acacia	986	19.6%	990	-4
Albany	304	6.0%	306	-2
Bandyup	281	5.6%	268	13
Boronia Pre release	80	1.6%	80	0
Broome	35	0.7%	27	8
Bunbury	335	6.7%	326	9
Casuarina	638	12.7%	637	1
Eastern Goldfields	98	1.9%	91	7
Greenough	299	5.9%	299	0
Hakea	886	17.6%	889	-3
Karnet	313	6.2%	309	4
Pardelup	82	1.6%	88	-6
Roebourne	158	3.1%	153	5
Wandoo	44	0.9%	44	0
West Kimberly	144	2.9%	144	0
Woorloo	351	7.0%	351	0
Alternatives to Imprisonment (inc Early release, Bail and Pre-Sentence orders)				
CEO/Short Term Parole	69	5.9%	79	-10
Conditional Bail	332	28.3%	327	5
Cwith Parole	11	0.9%	11	0
Interstate parole	6	0.5%	7	-1
Monitored Bail	9	0.8%	13	-4
Pre-Sentence	209	17.8%	205	4
State Parole	469	39.9%	469	0
Work Rel. or Re-Entry	0	0.0%	0	0

Juvenile Custodial Population

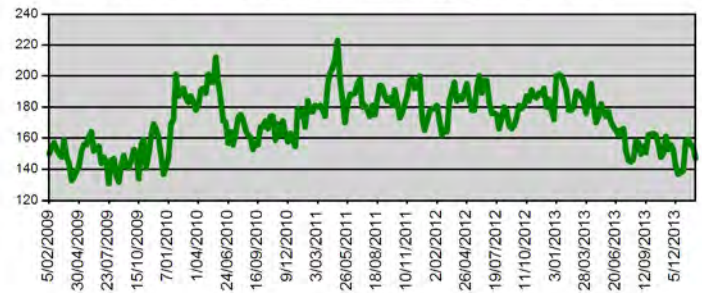
Total	147		155	-8
Sentenced	79	53.7%	82	-3
Unsentenced	68	46.3%	73	-5
Aboriginal	114	77.6%	120	-6
Female	11	7.5%	13	-2
Supervised Bail	35		37	-2
By Facility				
Banksia Hill	147	100.0%	155	-8

Trends in Justice - Rolling Five Year History

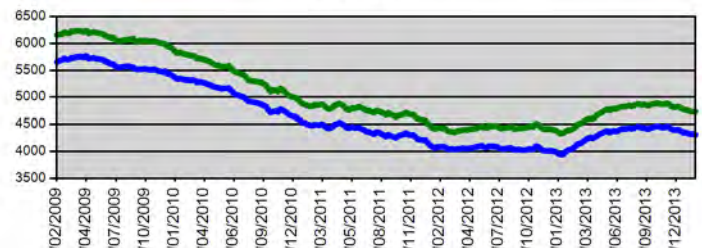
Adult Prisoner Population - Rolling 5 Year Snapshot



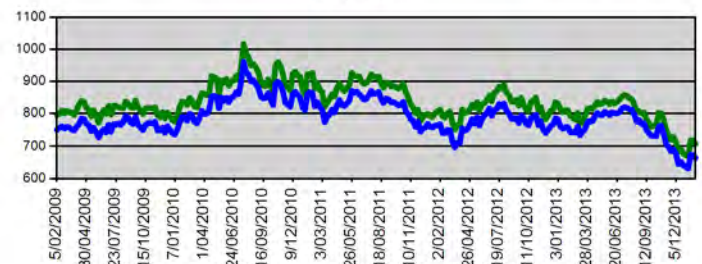
Juvenile Detention Population - Rolling 5 Year Snapshot



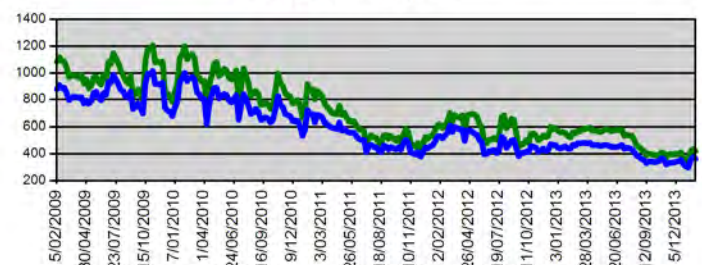
Adult Community Corrections - Orders and Offenders - Rolling 5 Year Snapshot



Juvenile Community Justice - Orders and Offenders - Rolling 5 Year Snapshot



Juvenile Community Justice - JJTeam Referrals and Distinct Persons - Rolling 5 Year Snapshot



* Includes Hospital/Lockup

^ Includes

cases where fine defaulters have a current remand warrant



Juvenile Community Justice Service Orders Valid as at 23/01/2014 00:00 hrs											Distinct Persons on Orders											
Branch	AISO	ACBO	IYSO	YCBO	JCRO	CWO	INOR	SRO	BAIL	Total Orders	Aboriginal Male	Aboriginal Female	Non Aboriginal Male	Non Aboriginal Female	Not Recorded	Total Distinct Persons	Special Risk	Variation Total Distinct Persons on previous week	JJTM Referrals	JJTM Distinct Persons	Reports	Total Services
ALBANY YJS	0	0	5	5	4	0	0	3	0	17	11	4	2	0	0	17	0	-2	12	11	3	32
BROOME YJS	0	0	9	10	12	0	0	4	0	35	25	6	2	0	1	34	2	5	40	32	15	90
BUNBURY YJS	0	0	10	18	7	0	1	1	0	36	8	2	21	0	0	31	4	3	20	20	15	71
BUSSELTON YJS	0	0	0	0	0	0	0	0	0	0	0	0	0	0	0	0	0	0	0	0	0	0
CARNARVON YJS	0	0	7	8	2	0	0	3	0	20	12	7	1	0	0	20	0	-2	7	4	2	29
CENTRAL METRO YJS	0	0	8	40	18	0	0	5	0	71	22	7	28	9	0	66	7	0	27	25	22	120
CHRISTMAS AND COCOS ISLANDS YJS	0	0	0	0	0	0	0	0	0	0	0	0	0	0	0	0	0	0	0	0	0	0
COURT ASSESSMENT AND TREATMENT SERVICE (CATS)	0	0	0	0	0	0	0	0	0	0	0	0	0	0	0	0	0	-2	0	0	11	11
DERBY YJS	0	0	0	0	0	0	0	0	0	0	0	0	0	0	0	0	0	3	0	0	0	0
ESPERANCE YJS	0	0	3	2	3	0	0	1	0	9	4	1	4	0	0	9	0	1	2	2	4	15
FITZROY CROSSING YJS	0	0	0	0	0	0	0	0	0	0	0	0	0	0	0	0	1	0	0	0	0	0
GERALDTON YJS	0	0	1	12	10	0	0	1	0	24	16	2	4	0	0	22	0	1	13	13	6	43
HALLS CREEK YJS	0	0	3	10	1	0	0	0	0	14	9	4	0	0	1	14	1	0	3	3	3	20
KALGOORLIE YJS	0	0	9	12	9	0	0	9	0	39	31	0	4	3	0	38	1	4	36	29	18	93
KARRATHA YJS	0	0	3	10	6	0	0	2	0	21	17	4	0	0	0	21	1	-9	13	12	1	35
KATANNING YJS	0	0	0	0	0	0	0	0	0	0	0	0	0	0	0	0	0	0	0	0	0	0
KUNUNURRA YJS	0	0	8	13	8	0	0	2	0	31	25	4	0	0	1	30	3	10	42	35	8	81
MEEKATHARRA YJS	0	0	1	13	2	0	0	5	0	21	16	3	0	0	0	19	0	0	0	0	7	28
METRO YOUTH BAIL SERVICES (MYBS)	0	0	0	0	0	0	0	0	0	0	0	0	0	0	0	0	0	0	0	0	0	0
NARROGIN YJS	0	0	1	1	1	0	0	0	0	3	1	2	0	0	0	3	0	0	0	0	2	5
NEWMAN YJS	0	0	5	6	0	0	0	0	0	11	8	1	1	0	0	10	0	0	23	16	4	38
NORTH METRO YJS	0	0	10	26	17	0	0	10	0	63	15	8	29	6	0	58	11	-10	41	35	20	124
NORTHAM YJS	0	0	1	10	3	0	0	3	0	17	7	3	6	1	0	17	0	2	20	17	7	44
PERTH CHILDRENS COURT	0	0	0	0	0	0	0	0	0	0	0	0	0	0	0	0	0	0	0	0	0	0
PSYCHOLOGICAL SERVICES	0	0	0	0	0	0	0	0	0	0	0	0	0	0	0	0	0	0	0	0	0	0
ROEBOURNE YJS	0	0	5	16	4	0	0	0	0	25	16	6	1	0	0	23	0	-1	13	9	4	42
SOUTH EAST METRO YJS	0	0	29	37	35	1	0	2	0	104	38	8	45	9	0	100	7	-3	28	25	33	165
SOUTH HEDLAND YJS	0	0	4	19	10	0	0	3	0	36	22	9	0	0	31	0	-6	18	14	8	62	
SOUTH WEST METRO YJS	0	0	22	33	35	1	2	17	0	108	35	5	52	9	0	101	5	-9	61	60	22	191
SUPERVISED RELEASE REVIEW BOARD	0	0	0	0	0	0	0	0	0	0	0	0	0	0	0	0	0	0	0	0	0	0
WYNDHAM YJS	0	0	0	0	0	0	0	0	0	0	0	0	0	0	0	0	0	0	0	0	0	0
TOTAL Branches	0	0	144	301	187	2	3	71	0	705	338	86	200	37	3	664	43	-15	419	362	215	1339
GRAND TOTAL	0	0	144	301	187	2	3	71	0	705	338	86	200	37	3	664	43	-15	419	362	215	1339
% of Total Orders	0.00%	0.00%	20.43%	42.70%	26.52%	0.28%	0.43%	10.07%	0.00%	100.00%	50.90%	12.95%	30.12%	5.57%	0.45%	Average Supervised Orders / Person			1.06			



Adult Community Justice Service Orders Valid as at 23/01/2014 00:00 hours													Distinct Persons							
Branch	IS	CB	CSI	DS	PS	PO	HB	CE	PA	WR / RR	WD	Total Count Orders	Distinct Persons Special / High Risk	Variation Total Distinct Persons	Aboriginal Male	Aboriginal Female	Non-Aboriginal Male	Non-Aboriginal Female	Not Recorded	Total Distinct Persons
Albany	55	91	14	1	9	0	12	1	8	0	7	198	5	3	36	14	91	17	2	160
Broome	42	41	10	1	4	0	0	1	7	0	2	108	7	-4	78	17	10	1	0	106
Bunbury	45	111	25	1	11	0	6	5	22	0	2	228	11	-7	26	14	126	39	3	208
Busselton	14	75	12	0	0	0	5	2	13	0	1	122	1	2	12	10	64	24	1	111
Carnarvon	26	33	1	0	1	0	0	0	4	0	6	71	0	0	26	20	16	4	1	67
Central Breach Unit	1	1	0	0	0	0	0	0	0	0	0	2	0	1	0	0	2	0	0	2
Central Law Court	0	0	1	0	0	0	24	0	0	0	0	25	4	-1	5	1	19	0	0	25
Central West Metro	115	176	64	0	11	2	23	4	94	0	11	500	31	2	51	35	307	74	3	470
Cocos/christmas Islands	0	5	0	0	0	0	0	0	0	0	0	5	0	0	0	0	3	2	0	5
Court Assessment Treatment	3	10	0	0	44	0	80	0	0	0	0	137	47	2	10	9	47	19	0	85
Esperance	6	10	7	0	3	0	2	2	5	0	1	36	0	1	8	3	15	6	1	33
Geraldton	48	83	14	2	4	0	9	2	14	0	0	176	12	-5	88	31	40	6	3	168
Halls Creek	9	12	2	0	1	0	1	0	1	0	1	27	0	-1	17	6	2	0	0	25
Kalgoorlie	45	44	17	0	17	0	13	1	10	0	9	156	2	-3	63	37	28	11	1	140
Karratha	13	38	6	0	0	0	1	0	2	0	0	60	2	-2	31	12	10	4	0	57
Katanning	16	47	4	0	4	0	2	5	0	0	0	78	3	2	23	21	15	5	0	64
Kununurra	36	51	7	0	5	1	10	1	1	0	3	115	11	-2	68	30	1	2	0	101
Mandurah	32	53	31	0	6	1	6	1	17	0	2	149	8	2	24	8	85	18	0	135
Meekatharra	4	9	0	0	0	0	0	0	0	0	0	13	0	-1	6	4	2	0	0	12
Narrogin	17	59	1	0	3	1	1	2	4	0	0	88	2	-1	20	11	26	10	3	70
Newman	7	19	0	0	1	0	0	1	1	0	0	29	2	-4	19	8	1	1	0	29
North East Metro	112	153	61	0	21	1	41	10	45	0	5	449	29	-2	69	29	251	54	3	406
North West Metro	123	186	68	0	15	4	37	7	74	0	3	517	21	0	54	26	320	83	6	489
Northam	25	35	11	0	3	0	0	1	20	0	1	96	8	2	18	11	53	9	1	92
Public Protection Unit	1	0	0	18	0	0	0	0	0	0	0	19	17	0	6	0	12	0	0	18
Rockingham	66	133	41	0	15	1	16	8	24	0	5	309	12	0	23	10	204	46	2	285
Roebourne	11	14	4	0	0	0	1	1	3	0	0	34	0	0	25	4	4	0	0	33
South East Metro	110	226	72	0	21	0	30	3	77	0	8	547	8	3	74	25	339	69	3	510
South Hedland	22	34	9	0	1	0	0	1	2	0	8	77	2	0	43	16	11	1	1	72
South West Coasta	98	136	43	0	9	3	21	10	40	0	2	362	13	2	48	27	207	46	3	331
TOTAL	1102	1885	525	23	209	14	341	69	488	0	77	4733	258	-11	971	439	2311	551	37	4309
% of Total Orders	23.28%	39.83%	11.09%	0.49%	4.42%	0.30%	7.20%	1.46%	10.31%	0.00%	1.63%	Average orders/person		1.10	22.53%	10.19%	53.63%	12.79%	0.86%	100.00%



Adults Offenders in Custody as at 30/01/2014 00:00 Hours. Count by Facility, Status, Ethnicity and Gender.

This includes all persons in workcamps and in hospital and lockup.

FACILITY	Sentenced							Unsentenced								Total	
	Aboriginal			Non-Aboriginal			Total	Aboriginal			Non-Aboriginal			Unknown			Total
	MALE	FEMALE	Total	MALE	FEMALE	Total		MALE	FEMALE	Total	MALE	FEMALE	Total	MALE	Total		
ACACIA PRISON	380	0	380	606	0	606	986	0	0	0	0	0	0	0	0	0	986
ALBANY REGIONAL PRISON	121	0	121	168	0	168	289	7	1	8	5	1	6	1	1	15	304
BANDYUP WOMENS PRISON	0	95	95	0	95	95	190	0	46	46	0	45	45	0	0	91	281
BORONIA PRE RELEASE CENTRE	0	10	10	0	69	69	79	0	0	0	0	1	1	0	0	1	80
BROOME REGIONAL PRISON	9	1	10	10	0	10	20	13	1	14	1	0	1	0	0	15	35
BUNBURY REGIONAL PRISON	62	0	62	241	0	241	303	6	0	6	26	0	26	0	0	32	335
CASUARINA PRISON	216	0	216	296	0	296	512	57	0	57	69	0	69	0	0	126	638
EASTERN GOLDFIELDS REGIONAL PRISON	42	10	52	15	5	20	72	16	4	20	4	2	6	0	0	26	98
GREENOUGH REGIONAL PRISON	147	32	179	51	25	76	255	30	3	33	8	3	11	0	0	44	299
HAKEA PRISON	68	0	68	170	0	170	238	241	0	241	407	0	407	0	0	648	886
KARNET PRISON FARM	34	0	34	279	0	279	313	0	0	0	0	0	0	0	0	0	313
PARDELUP PRISON FARM	10	0	10	72	0	72	82	0	0	0	0	0	0	0	0	0	82
ROEBOURNE REGIONAL PRISON	102	2	104	11	0	11	115	35	2	37	6	0	6	0	0	43	158
WANDOO REINTEGRATION FACILITY	11	0	11	33	0	33	44	0	0	0	0	0	0	0	0	0	44
WEST KIMBERLEY REGIONAL PRISON	101	20	121	7	1	8	129	12	3	15	0	0	0	0	0	15	144
WOOROLOO PRISON FARM	55	0	55	295	0	295	350	0	0	0	1	0	1	0	0	1	351
Total	1358	170	1528	2254	195	2449	3977	417	60	477	527	52	579	1	1	1057	5034



Juvenile Offenders in Detention as at 30/01/2014 00:00 Hours. Count by Facility, Status, Ethnicity and Gender.

FACILITY	Sentenced						Unsentenced						Total	
	Aboriginal			Non-Aboriginal		Total	Aboriginal			Non-Aboriginal		Total		
	MALE	FEMALE	Total	MALE	Total		MALE	FEMALE	Total	MALE	FEMALE			Total
BANKSIA HILL DETENTION CENTRE	56	5	61	18	18	79	48	5	53	14	1	15	68	147
Total	56	5	61	18	18	79	48	5	53	14	1	15	68	147



Prisoners in Custody of Hospital or Police Lockup as at 30/01/2014 00:00 Hours.

Parent Facility and Prisoner Locations		Sentenced			Unsentenced			Total	
		A	N	Total	A	N			Total
		MALE	MALE		MALE	MALE	FEMALE		
BANDYUP WOMENS PRISON	BAND EU LONGTERM HOSPITAL	0	0	0	0	0	1	1	1
CASUARINA PRISON	GRAYLANDS HOSPITAL	2	0	2	0	0	0	0	2
HAKEA PRISON	GRAYLANDS HOSPITAL	0	0	0	1	3	0	4	4
	HEALTH APPOINTMENT	0	0	0	0	1	0	1	1
ACACIA PRISON	HOSPITAL ADMISSION OVERNIGHT	1	0	1	0	0	0	0	1
WOOROLOO PRISON FARM	WOOR EU POLICE LOCKUP	0	1	1	0	0	0	0	1
Total		3	1	4	1	4	1	6	10



Prisoners in Custody of WorkCamp as at 30/01/2014 00:00 Hours.

Parent Facility and WorkCamp Locations		Sentenced			Total
		Aboriginal	Non-Aboriginal	Total	
		MALE	MALE		
EASTERN GOLDFIELDS REGIONAL PRISON	WARBURTON WORKCAMP	6	1	7	7
PARDELUP PRISON FARM	WALPOLE WORK CAMP	1	9	10	10
WEST KIMBERLEY REGIONAL PRISON	WYNDHAM WORK CAMP	20	4	24	24
WOOROLOO PRISON FARM	DOWERIN WORK CAMP	1	18	19	19
Total		28	32	60	60