



## Weekly Offender Statistics (WOS) Report as at 29/12/2011 00:00 hours



### Performance and Statistics

### Department of Corrective Services

Generated On: 29/12/2011 10:21:47 AM

Generated by: JUSTICE\GrzelecA



## Report Notes

---

**Report Title** Weekly Offender Statistics (WOS) Report

**Report Designer** Performance and Statistics Team

**Last Modified**

**Report Data Source** WOSdb in the Analysis Platform

### Data Guidelines

This report shows a weekly snapshot of the Adult and Juvenile custodial systems and the variation between weekly snapshots as well as a rolling five year history of the snapshot reports in graphical form.



**Legend:**

**Adult OrderType Codes**

CB - Community Based Orders

CE - CEO Parole / Short Term Parole Orders

CSI - Conditional Suspended Imprisonment Orders

DS - Dangerous Sex Offender Orders

HB - Conditional/ Monitored Bail Orders

IS - Intensive Supervision Orders

PA - Parole Orders

PO - Probation Orders

PS - Pre-Sentence Orders

WD - Work and Development Orders

WR/RR - Work Release or ReEntry Release Orders



**Legend: Juvenile OrderTypes**

AISO - Adult Intensive Supervision Order  
ACBO - Adult Community Based Order  
BAIL - Supervising Bail  
CONF - Court Conferencing Referral  
CUST - Juvenile Detention Support  
CWO - Community Work Order  
DBWT - Deferred Bench Warrant  
INOR - Interstate Order  
IYSO - Intensive Youth Supervision Order  
JCRO - Juvenile Conditional Release Order  
JTMP - Juvenile Drug Court (CATS) Treatment Mgmt Plan  
JJTM - JJ Team Referral  
PREV - Prevention  
PRIS - Adult Prison Support  
SRO - Supervised Release Order  
YCBO - Youth Community Based Order

**All Reports:**

**Includes:** Adult Pre-sentence Report  
Breach of Adult Court Order Report  
Breach of Juvenile Court Order Report  
Breach of SRO Report (S.144 - non-compliance)  
Breach of SRO Report (S.145 - offending)  
Combined Juvenile Court Report & Adult PSR  
Court Report  
Court Conference Referral Report  
Juvenile Court Diversion Assessment



Weekly Offender Statistics - Thursday Prisoner Population Report as at 29/12/2011 00:00 hours

Adult Prisoner Population

	Count	% of Total	Previous Count	Variation
Total *	4741		4737	4
Sentenced	3850	81.2%	3871	-21
Remand	870	18.4%	848	22
Aboriginal	1832	38.6%	1837	-5
Female	378	8.0%	369	9
Hospital/Lockup	21	0.4%	18	3
Fine Defaulters:				
State ^	12	0.3%	13	-1
Federal	0	0.0%	0	0
By Facility				
Acacia	995	21.0%	990	5
Albany	303	6.4%	304	-1
Bandyup	234	4.9%	222	12
Boronia Pre release	76	1.6%	75	1
Broome	109	2.3%	105	4
Bunbury	328	6.9%	329	-1
Casuarina	630	13.3%	625	5
Eastern Goldfields	124	2.6%	133	-9
Greenough	280	5.9%	285	-5
Hakea	826	17.4%	817	9
Karnet	236	5.0%	237	-1
Pardelup	90	1.9%	91	-1
Roebourne	156	3.3%	163	-7
Woorloo	354	7.5%	361	-7
Alternatives to Imprisonment (inc Early release, Bail and Pre-Sentence orders)				
CEO/Short Term Parole	65	7.6%	67	-2
Conditional Bail	226	26.5%	243	-17
Cwllth Parole	13	1.5%	13	0
Interstate parole	6	0.7%	6	0
Monitored Bail	0	0.0%	0	0
Pre-Sentence	182	21.3%	194	-12
State Parole	296	34.7%	293	3
Work Rel. or Re-Entry	0	0.0%	0	0

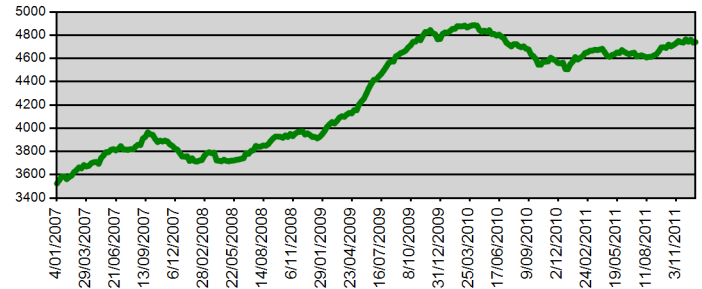
Juvenile Custodial Population

Total	165		173	-8
Sentenced	99	60.0%	97	2
Unsentenced	66	40.0%	76	-10
Aboriginal	104	63.0%	113	-9
Female	11	6.7%	17	-6
Supervised Bail	58		56	2
By Facility				
Banksia Hill	113	68.5%	117	-4
Range View	52	31.5%	56	-4

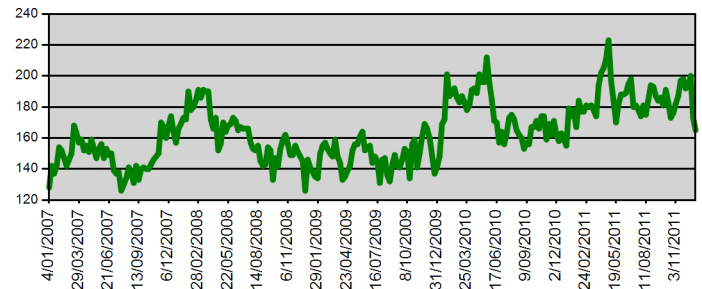
\* Includes Hospital/Lockup  
^ Includes cases where fine defaulters have a current remand warrant

Trends in Justice - Rolling Five Year History

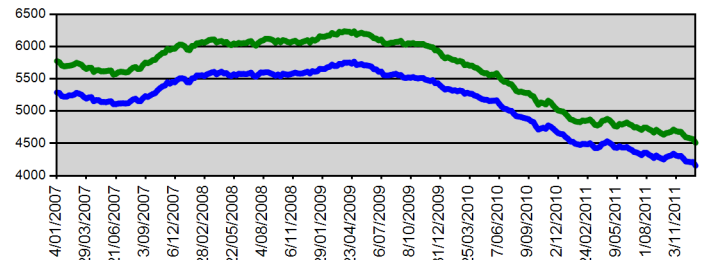
Adult Prisoner Population - Rolling 5 Year Snapshot



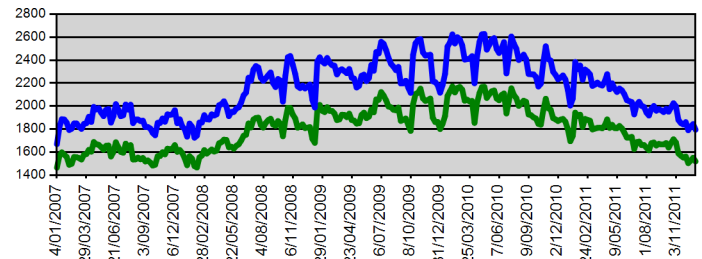
Juvenile Detention Population - Rolling 5 Year Snapshot



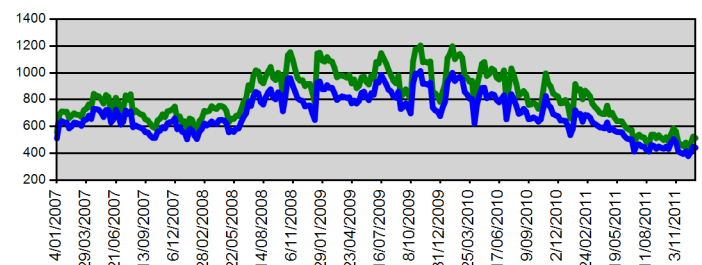
Adult Community Corrections - Orders and Offenders - Rolling 5 Year Snapshot



Juvenile Community Justice - Orders and Offenders - Rolling 5 Year Snapshot



Juvenile Community Justice - JJTeam Referrals and Distinct Persons - Snapshot (Since 19 Oct 2006)





Adult Community Justice Service Orders Valid as at 22/12/2011 00:00 hours														Distinct Persons						
Branch	IS	CB	CSI	DS	PS	PO	HB	CE	PA	WR / RR	WD	Total Count Orders	Distinct Persons Special / High Risk	Variation Total Distinct Persons	Aboriginal Male	Aboriginal Female	Non-Aboriginal Male	Non-Aboriginal Female	Not Recorded	Total Distinct Persons
Albany	15	47	14	1	7	0	11	0	10	0	8	113	7	-2	22	8	55	12	0	97
Broome	44	50	13	1	7	0	0	2	3	0	27	147	6	-7	93	27	11	3	6	140
Bunbury	66	112	32	2	1	0	10	2	13	0	5	243	15	2	34	14	131	37	2	218
Busselton	33	44	10	0	4	1	2	0	4	0	1	99	8	0	6	3	62	15	1	87
Carnarvon	6	26	7	0	0	0	0	0	1	0	2	42	0	2	27	6	8	1	0	42
Central Breach Unit	0	0	0	0	0	0	0	0	0	0	0	0	0	-1	0	0	0	0	0	0
Central East Metro	86	117	46	5	11	0	3	3	23	0	2	296	27	0	49	22	162	41	1	275
Central Law Court	0	0	0	0	0	0	13	0	0	0	0	13	1	-1	2	2	5	2	2	13
Central West Metro	92	144	55	1	2	3	15	5	51	0	9	377	24	2	33	15	239	63	2	352
Court Assessment Treatment	3	8	0	0	39	0	53	0	0	0	0	103	30	-3	10	6	39	10	0	65
Esperance	12	19	5	0	9	0	1	1	1	0	2	50	2	1	14	6	15	8	1	44
Geraldton	33	76	18	1	3	0	12	1	5	0	1	150	2	0	51	20	54	16	1	142
Halls Creek	23	12	5	0	3	0	0	0	1	0	9	53	2	-9	40	8	0	0	3	51
Kalgoorlie	54	69	14	0	30	0	2	4	4	0	25	202	5	-1	83	48	46	11	0	188
Karratha	17	24	4	0	0	0	1	1	2	0	6	55	3	0	18	12	14	4	1	49
Katanning	9	18	7	0	0	0	2	0	0	0	3	39	0	3	12	7	13	2	2	36
Kununurra	29	17	7	0	8	0	1	0	1	0	10	73	5	-6	43	16	5	0	2	66
Mandurah	26	75	20	0	0	1	9	4	11	0	10	156	9	-3	19	4	100	25	0	148
Meekatharra	2	33	4	0	0	1	0	0	0	0	0	40	0	0	18	18	3	0	0	39
Narrogin	11	33	5	0	0	0	1	0	0	0	0	50	1	0	17	5	21	6	0	49
Newman	12	29	1	0	1	0	1	0	1	0	24	69	0	-2	38	17	5	1	2	63
North East Metro	89	139	43	2	11	1	17	4	34	0	3	343	21	-12	57	19	196	49	1	322
North West Metro	166	161	83	0	14	3	18	14	53	0	6	518	23	-2	57	24	335	63	1	480
Northam	28	41	13	0	1	0	0	1	7	0	4	95	7	2	24	14	40	8	2	88
Rockingham	61	105	38	1	9	0	13	4	28	0	6	265	12	-9	26	11	168	40	1	246
Roebourne	12	27	3	0	4	0	0	4	0	0	12	62	1	-2	32	9	8	3	1	53
South East Metro	114	190	68	4	7	0	18	9	27	0	15	452	17	-4	70	18	281	49	4	422
South Hedland	37	54	9	0	6	0	0	4	3	0	13	126	5	-6	74	26	13	3	0	116
South West Coasta	70	96	43	1	5	2	23	2	32	0	5	279	13	2	29	19	163	49	4	264
<b>TOTAL</b>	<b>1150</b>	<b>1766</b>	<b>567</b>	<b>19</b>	<b>182</b>	<b>12</b>	<b>226</b>	<b>65</b>	<b>315</b>	<b>0</b>	<b>208</b>	<b>4510</b>	<b>246</b>	<b>-56</b>	<b>998</b>	<b>404</b>	<b>2192</b>	<b>521</b>	<b>40</b>	<b>4155</b>
% of Total Orders	25.50%	39.16%	12.57%	0.42%	4.04%	0.27%	5.01%	1.44%	6.98%	0.00%	4.61%	Average orders/person	1.09		24.02%	9.72%	52.76%	12.54%	0.96%	100.00%



Branch	Juvenile Community Justice Service Orders Valid as at 22/12/2011 00:00 hrs										Distinct Persons on Orders							Reports	Total Services			
	AIISO	ACBO	IYSO	YCBO	JCRO	CWO	INOR	SRO	BAIL	Total Orders	AB Male	AB Fem	Non AB Male	Non AB Fem	Not Recorded	Total Distinct Persons	Special Risk			Variation Total Distinct Persons on previous week	JJTM Referrals	JJTM Distinct Persons
Albany Branch	0	0	5	3	7	0	1	0	0	15	10	2	1	2	0	15	1	-2	0	0	1	16
Broome RYJS	0	0	9	3	8	0	0	9	0	29	26	2	0	0	0	28	10	-3	0	0	3	32
Broome Y&FSS	0	0	0	0	0	0	0	0	0	0	0	0	0	0	0	0	2	-1	0	0	0	0
Bunbury Branch	0	0	8	15	4	0	0	2	0	29	7	2	15	3	0	27	2	-3	0	0	8	37
Busselton Branch	0	0	2	6	1	0	0	1	0	10	2	1	5	1	0	9	1	1	0	0	3	13
Carnarvon Branch	0	0	0	0	0	0	0	0	0	0	0	0	0	0	0	0	0	0	0	0	0	0
Carnarvon RYJS	0	0	4	5	2	0	0	1	0	12	10	2	0	0	0	12	1	2	0	0	1	13
Central Metro YJS	0	0	17	38	17	0	1	22	0	94	37	15	36	5	0	93	44	-1	0	0	44	138
Derby Y&FSS	0	0	0	0	0	0	0	0	0	0	0	0	0	0	0	0	0	-1	0	0	0	0
Esperance Branch	0	0	0	2	2	0	0	1	0	5	4	0	1	0	0	5	1	0	0	0	2	7
Fitzroy Crossing Y&FSS	0	0	0	0	0	0	0	0	0	0	0	0	0	0	0	0	0	-1	0	0	0	0
Geraldton RYJS	0	0	4	21	4	0	0	5	0	34	20	6	5	1	0	32	9	2	0	0	1	35
Goldfields Y & FSS	0	0	0	0	0	0	0	0	0	0	0	0	0	0	0	0	0	-1	0	0	0	0
Halls Creek Branch	0	0	2	7	3	0	0	0	0	12	12	0	0	0	0	12	1	0	0	0	0	12
Halls Creek Y&FSS	0	0	0	0	0	0	0	0	0	0	0	0	0	0	0	0	0	0	0	0	0	0
Kalgoorlie YJS	0	0	9	9	3	0	0	3	0	24	17	0	3	3	0	23	7	-1	0	0	4	28
Karratha Branch	0	0	4	5	6	0	0	2	0	17	11	3	2	1	0	17	2	1	0	0	0	17
Katanning Branch	0	0	0	1	0	0	0	0	0	1	0	0	0	1	0	1	0	0	0	0	0	1
Kununurra RYJS	0	0	4	9	6	0	0	2	0	21	19	1	0	0	0	20	6	0	0	0	5	26
Kununurra Y&FSS	0	0	0	0	0	0	0	0	0	0	0	0	0	0	0	0	0	0	0	0	0	0
Meekatharra Branch	0	0	6	13	2	0	0	2	0	23	23	0	0	0	0	23	3	-1	0	0	1	24
Meekatharra Y&FSS	0	0	0	0	0	0	0	0	0	0	0	0	0	0	0	0	1	-1	0	0	0	0
Narrogin Branch	0	0	3	4	1	0	1	0	0	8	5	2	1	0	0	8	1	-1	6	6	0	14
Newman Branch	0	0	4	10	0	0	0	0	0	14	12	0	1	0	0	13	0	1	0	0	2	16
Newman Y&FSS	0	0	0	0	0	0	0	0	0	0	0	0	0	0	0	0	0	0	0	0	0	0
North Metro YJS	0	0	21	31	23	0	2	6	0	81	28	3	43	5	0	79	28	-1	0	0	28	109
Northam Branch	0	0	5	7	2	0	0	1	0	15	11	0	1	1	1	14	4	-1	0	0	3	18
Roebourne Branch	0	0	4	10	4	0	0	6	0	24	17	6	1	0	0	24	5	-1	0	0	7	31
Roebourne Y&FSS	0	0	0	0	0	0	0	0	0	0	0	0	0	0	0	0	0	0	0	0	0	0
South East Metro	0	0	29	63	37	4	1	13	0	146	61	14	51	14	2	142	24	-12	0	0	33	179
South Hedland Branch	0	0	8	13	8	0	0	2	0	31	21	7	0	0	1	29	4	0	0	0	16	47
South Hedland Y&FSS	0	0	0	0	0	0	0	0	0	0	0	0	0	0	0	0	0	0	0	0	0	0
South West Metro Youth Justice Services	0	0	24	66	39	1	0	18	0	148	41	12	68	14	9	144	27	6	0	0	39	187
Wyndham Y&FSS	0	0	0	0	0	0	0	0	0	0	0	0	0	0	0	0	0	0	0	0	0	0
<b>TOTAL Branches</b>	<b>0</b>	<b>0</b>	<b>172</b>	<b>341</b>	<b>179</b>	<b>5</b>	<b>6</b>	<b>96</b>	<b>0</b>	<b>793</b>	<b>394</b>	<b>78</b>	<b>234</b>	<b>51</b>	<b>13</b>	<b>770</b>	<b>184</b>	<b>-19</b>	<b>6</b>	<b>6</b>	<b>201</b>	<b>1000</b>



Juvenile Community Justice Service Orders Valid as at 22/12/2011 00:00 hrs											Distinct Persons on Orders											
Branch	AISO	ACBO	IYSO	YCBO	JCRO	CWO	INOR	SRO	BAIL	Total Orders	AB Male	AB Fem	Non AB Male	Non AB Fem	Not Recorded	Total Distinct Persons	Special Risk	Variation Total Distinct Persons on previous week	JJTM Referrals	JJTM Distinct Persons	Reports	Total Services
Albany JJ Team	0	0	0	0	0	0	0	0	0	0	0	0	0	0	0	0	0	1	15	13	0	15
Broome JJ Team	0	0	0	0	0	0	0	0	0	0	0	0	0	0	0	0	0	7	37	26	0	37
Bunbury JJ Team	0	0	0	0	0	0	0	0	0	0	0	0	0	0	0	0	0	-3	7	7	0	7
Carnarvon JJT	0	0	0	0	0	0	0	0	0	0	0	0	0	0	0	0	0	0	3	3	0	3
Central Metro JJT	0	0	0	0	0	0	0	0	0	0	0	0	0	0	0	0	0	-9	47	43	0	47
Geraldton JJ Team	0	0	0	0	0	0	0	0	0	0	0	0	0	0	0	0	0	4	17	17	0	17
Halls Creek JJ Team	0	0	0	0	0	0	0	0	0	0	0	0	0	0	0	0	0	0	0	0	0	0
Kalgoorlie JJ Team	0	0	0	0	0	0	0	0	0	0	0	0	0	0	0	0	0	2	9	9	0	9
Karratha JJ Team	0	0	0	0	0	0	0	0	0	0	0	0	0	0	0	0	0	0	33	30	0	33
Kununurra JJ Team	0	0	0	0	0	0	0	0	0	0	0	0	0	0	0	0	0	-1	45	34	0	45
Meekatharra JJ Team	0	0	0	0	0	0	0	0	0	0	0	0	0	0	0	0	0	1	3	3	0	3
Newman JJ Team	0	0	0	0	0	0	0	0	0	0	0	0	0	0	0	0	0	0	30	21	0	30
North Metro JJ Team	0	0	0	0	0	0	0	0	0	0	0	0	0	0	0	0	0	-2	55	46	0	55
Northam JJ Team	0	0	0	0	0	0	0	0	0	0	0	0	0	0	0	0	0	-2	10	10	0	10
Roebourne JJ Team	0	0	0	0	0	0	0	0	0	0	0	0	0	0	0	0	1	-1	30	23	0	30
South East Metro JJ Team	0	0	0	0	0	0	0	0	0	0	0	0	0	0	0	0	0	-6	53	52	1	54
South Hedland JJ Team	0	0	0	0	0	0	0	0	0	0	0	0	0	0	0	0	0	0	27	23	0	27
South West Metro JJ Team	0	0	0	0	0	0	0	0	0	0	0	0	0	0	0	0	0	-1	86	75	4	90
<b>TOTAL JJ Team</b>	<b>0</b>	<b>0</b>	<b>0</b>	<b>0</b>	<b>0</b>	<b>0</b>	<b>0</b>	<b>0</b>	<b>0</b>	<b>0</b>	<b>0</b>	<b>0</b>	<b>0</b>	<b>0</b>	<b>0</b>	<b>0</b>	<b>1</b>	<b>-10</b>	<b>507</b>	<b>435</b>	<b>5</b>	<b>512</b>
Court Assessment and Treatment Service	0	0	0	0	0	0	0	0	0	0	0	0	0	0	0	0	0	-2	0	0	4	4
Geraldton Y & FSS	0	0	0	0	0	0	0	0	0	0	0	0	0	0	0	0	0	0	0	0	0	0
Killara Youth Services	0	0	0	0	0	0	0	0	0	0	0	0	0	0	0	0	0	-1	0	0	0	0
<b>TOTAL Others</b>	<b>0</b>	<b>0</b>	<b>0</b>	<b>0</b>	<b>0</b>	<b>0</b>	<b>0</b>	<b>0</b>	<b>0</b>	<b>0</b>	<b>0</b>	<b>0</b>	<b>0</b>	<b>0</b>	<b>0</b>	<b>0</b>	<b>0</b>	<b>-3</b>	<b>0</b>	<b>0</b>	<b>4</b>	<b>4</b>
<b>Not Recorded</b>	<b>0</b>	<b>0</b>	<b>0</b>	<b>0</b>	<b>0</b>	<b>0</b>	<b>0</b>	<b>0</b>	<b>0</b>	<b>0</b>	<b>0</b>	<b>0</b>	<b>0</b>	<b>0</b>	<b>0</b>	<b>0</b>	<b>0</b>	<b>0</b>	<b>0</b>	<b>0</b>	<b>0</b>	<b>0</b>
<b>TOTAL Not Recorded</b>	<b>0</b>	<b>0</b>	<b>0</b>	<b>0</b>	<b>0</b>	<b>0</b>	<b>0</b>	<b>0</b>	<b>0</b>	<b>0</b>	<b>0</b>	<b>0</b>	<b>0</b>	<b>0</b>	<b>0</b>	<b>0</b>	<b>0</b>	<b>0</b>	<b>0</b>	<b>0</b>	<b>0</b>	<b>0</b>
<b>GRAND TOTAL</b>	<b>0</b>	<b>0</b>	<b>172</b>	<b>341</b>	<b>179</b>	<b>5</b>	<b>6</b>	<b>96</b>	<b>0</b>	<b>793</b>	<b>394</b>	<b>78</b>	<b>234</b>	<b>51</b>	<b>13</b>	<b>770</b>	<b>185</b>	<b>-32</b>	<b>513</b>	<b>441</b>	<b>210</b>	<b>1516</b>
% of Total Orders	0.00%	0.00%	21.69%	43.00%	22.57%	0.63%	0.76%	12.11%	0.00%	100.00%	51.17%	10.13%	30.39%	6.62%	1.69%	Average Supervised Orders / Person		1.03				





<b>Adults Offenders in Custody as at 29/12/2011 00:00 Hours. Count by Facility, Status, Ethnicity and Gender.</b>															
This includes all persons in workcamps and in hospital and lockup.															
FACILITY	Sentenced							Unsentenced							Total
	Aboriginal			Non-Aboriginal			Total	Aboriginal			Non-Aboriginal			Total	
	MALE	FEMALE	Total	MALE	FEMALE	Total		MALE	FEMALE	Total	MALE	FEMALE	Total		
ACACIA PRISON	404	0	404	590	0	590	994	0	0	0	1	0	1	1	995
ALBANY REGIONAL PRISON	96	0	96	186	0	186	282	6	0	6	15	0	15	21	303
BANDYUP WOMENS PRISON	0	71	71	0	93	93	164	0	36	36	0	34	34	70	234
BORONIA PRE RELEASE CENTRE	0	9	9	0	67	67	76	0	0	0	0	0	0	0	76
BROOME REGIONAL PRISON	73	5	78	16	0	16	94	7	5	12	3	0	3	15	109
BUNBURY REGIONAL PRISON	53	0	53	251	0	251	304	10	0	10	14	0	14	24	328
CASUARINA PRISON	219	0	219	317	0	317	536	70	0	70	24	0	24	94	630
EASTERN GOLDFIELDS REGIONAL PRISON	53	17	70	31	4	35	105	11	3	14	4	1	5	19	124
GREENOUGH REGIONAL PRISON	183	16	199	38	2	40	239	33	2	35	6	0	6	41	280
HAKEA PRISON	66	0	66	219	0	219	285	160	0	160	381	0	381	541	826
KARNET PRISON FARM	27	0	27	209	0	209	236	0	0	0	0	0	0	0	236
PARDELUP PRISON FARM	5	0	5	85	0	85	90	0	0	0	0	0	0	0	90
ROEBOURNE REGIONAL PRISON	90	7	97	9	0	9	106	43	6	49	1	0	1	50	156
WOOROLOO PRISON FARM	46	0	46	308	0	308	354	0	0	0	0	0	0	0	354
<b>Total</b>	<b>1315</b>	<b>125</b>	<b>1440</b>	<b>2259</b>	<b>166</b>	<b>2425</b>	<b>3865</b>	<b>340</b>	<b>52</b>	<b>392</b>	<b>449</b>	<b>35</b>	<b>484</b>	<b>876</b>	<b>4741</b>



Juvenile Offenders in Detention as at 29/12/2011 00:00 Hours. Count by Facility, Status, Ethnicity and Gender.															
FACILITY	Sentenced							Unsentenced							Total
	Aboriginal			Non-Aboriginal			Total	Aboriginal			Non-Aboriginal			Total	
	MALE	FEMALE	Total	MALE	FEMALE	Total		MALE	FEMALE	Total	MALE	FEMALE	Total		
BANKSIA HILL DETENTION CENTRE	54	0	54	38	0	38	92	15	0	15	6	0	6	21	113
RANGEVIEW REMAND CENTRE	1	4	5	0	2	2	7	26	4	30	14	1	15	45	52
<b>Total</b>	<b>55</b>	<b>4</b>	<b>59</b>	<b>38</b>	<b>2</b>	<b>40</b>	<b>99</b>	<b>41</b>	<b>4</b>	<b>45</b>	<b>20</b>	<b>1</b>	<b>21</b>	<b>66</b>	<b>165</b>



**Prisoners in Custody of Hospital or Police Lockup as at 29/12/2011 00:00 Hours.**

Parent Facility and Prisoner Locations		Sentenced				Unsentenced			Total
		A	N		Total	A	N	Total	
		MALE	MALE	FEMALE		MALE	MALE		
<b>BANDYUP WOMENS PRISON</b>	<b>BAND EU LONGTERM HOSPITAL</b>	0	0	2	2	0	0	0	2
<b>CASUARINA PRISON</b>	<b>CASU EU LONGTERM HOSPITAL</b>	1	3	0	4	0	0	0	4
<b>ACACIA PRISON</b>	<b>HOSPITAL ADMISSION OVERNIGHT</b>	2	1	0	3	0	0	0	3
	<b>HEALTH APPOINTMENT</b>	0	1	0	1	0	0	0	1
<b>WOOROLOO PRISON FARM</b>	<b>JOONDALUP LOCKUP</b>	0	1	0	1	0	0	0	1
<b>HAKEA PRISON</b>	<b>ROYAL PERTH HOSPITAL</b>	0	0	0	0	0	1	1	1
	<b>HAKE EU LONGTERM HOSPITAL</b>	0	0	0	0	0	1	1	1
	<b>HAKE EU POLICE LOCKUP</b>	0	4	0	4	0	0	0	4
	<b>GRAYLANDS HOSPITAL</b>	0	0	0	0	2	2	4	4
<b>Total</b>		<b>3</b>	<b>10</b>	<b>2</b>	<b>15</b>	<b>2</b>	<b>4</b>	<b>6</b>	<b>21</b>



**Prisoners in Custody of WorkCamp as at 29/12/2011 00:00 Hours.**

Parent Facility and WorkCamp Locations		Sentenced			Total
		Aboriginal	Non-Aboriginal	Total	
		MALE	MALE		
<b>BROOME REGIONAL PRISON</b>	<b>WYNDHAM WORK CAMP</b>	<b>9</b>	<b>2</b>	<b>11</b>	<b>11</b>
<b>EASTERN GOLDFIELDS REGIONAL PRISON</b>	<b>WARBURTON WORKCAMP</b>	<b>6</b>	<b>0</b>	<b>6</b>	<b>6</b>
<b>PARDELUP PRISON FARM</b>	<b>WALPOLE WORK CAMP</b>	<b>0</b>	<b>10</b>	<b>10</b>	<b>10</b>
<b>ROEBOURNE REGIONAL PRISON</b>	<b>MILLSTREAM WORKCAMP</b>	<b>8</b>	<b>2</b>	<b>10</b>	<b>10</b>
<b>WOOROLOO PRISON FARM</b>	<b>WYALKATCHEM WORKCAMP</b>	<b>0</b>	<b>9</b>	<b>9</b>	<b>9</b>
<b>Total</b>		<b>23</b>	<b>23</b>	<b>46</b>	<b>46</b>