



## Weekly Offender Statistics (WOS) Report as at 15/12/2011 00:00 hours



**Performance and Statistics**  
**Department of Corrective Services**

Generated On: 15/12/2011 9:40:51 AM

Generated by: JUSTICE\GrzelecA



## Report Notes

---

**Report Title** Weekly Offender Statistics (WOS) Report

**Report Designer** Performance and Statistics Team

**Last Modified**

**Report Data Source** WOSdb in the Analysis Platform

### Data Guidelines

This report shows a weekly snapshot of the Adult and Juvenile custodial systems and the variation between weekly snapshots as well as a rolling five year history of the snapshot reports in graphical form.



**Legend:**

**Adult OrderType Codes**

CB - Community Based Orders

CE - CEO Parole / Short Term Parole Orders

CSI - Conditional Suspended Imprisonment Orders

DS - Dangerous Sex Offender Orders

HB - Conditional/ Monitored Bail Orders

IS - Intensive Supervision Orders

PA - Parole Orders

PO - Probation Orders

PS - Pre-Sentence Orders

WD - Work and Development Orders

WR/RR - Work Release or ReEntry Release Orders



**Legend:      Juvenile OrderTypes**

AISO - Adult Intensive Supervision Order  
ACBO - Adult Community Based Order  
BAIL - Supervising Bail  
CONF - Court Conferencing Referral  
CUST - Juvenile Detention Support  
CWO - Community Work Order  
DBWT - Deferred Bench Warrant  
INOR - Interstate Order  
IYSO - Intensive Youth Supervision Order  
JCRO - Juvenile Conditional Release Order  
JTMP - Juvenile Drug Court (CATS) Treatment Mgmt Plan  
JJTM - JJ Team Referral  
PREV - Prevention  
PRIS - Adult Prison Support  
SRO - Supervised Release Order  
YCBO - Youth Community Based Order

**All Reports:**

**Includes:** Adult Pre-sentence Report  
Breach of Adult Court Order Report  
Breach of Juvenile Court Order Report  
Breach of SRO Report (S.144 - non-compliance)  
Breach of SRO Report (S.145 - offending)  
Combined Juvenile Court Report & Adult PSR  
Court Report  
Court Conference Referral Report  
Juvenile Court Diversion Assessment



Weekly Offender Statistics - Thursday Prisoner Population Report as at 15/12/2011 00:00 hours

Adult Prisoner Population

	Count	% of Total	Previous Count	Variation
Total *	4761		4744	17
Sentenced	3869	81.3%	3844	25
Remand	875	18.4%	881	-6
Aboriginal	1855	39.0%	1838	17
Female	374	7.9%	368	6
Hospital/Lockup	17	0.4%	19	-2
Fine Defaulters:				
State ^	19	0.4%	19	0
Federal	0	0.0%	0	0
By Facility				
Acacia	991	20.8%	989	2
Albany	301	6.3%	305	-4
Bandyup	224	4.7%	223	1
Boronia Pre release	77	1.6%	75	2
Broome	112	2.4%	116	-4
Bunbury	335	7.0%	326	9
Casuarina	622	13.1%	630	-8
Eastern Goldfields	136	2.9%	132	4
Greenough	287	6.0%	288	-1
Hakea	824	17.3%	812	12
Karnet	238	5.0%	237	1
Pardelup	88	1.8%	83	5
Roebourne	168	3.5%	166	2
Woorloo	358	7.5%	362	-4
Alternatives to Imprisonment (inc Early release, Bail and Pre-Sentence orders)				
CEO/Short Term Parole	66	7.5%	69	-3
Conditional Bail	242	27.4%	243	-1
Cwllth Parole	13	1.5%	13	0
Interstate parole	6	0.7%	5	1
Monitored Bail	0	0.0%	0	0
Pre-Sentence	196	22.2%	200	-4
State Parole	294	33.3%	294	0
Work Rel. or Re-Entry	0	0.0%	0	0

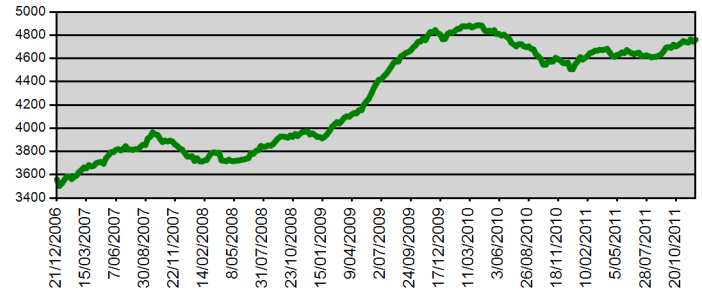
Juvenile Custodial Population

Total	200		193	7
Sentenced	95	47.5%	99	-4
Unsentenced	105	52.5%	94	11
Aboriginal	130	65.0%	125	5
Female	25	12.5%	18	7
Supervised Bail	57		57	0
By Facility				
Banksia Hill	117	58.5%	121	-4
Range View	83	41.5%	72	11

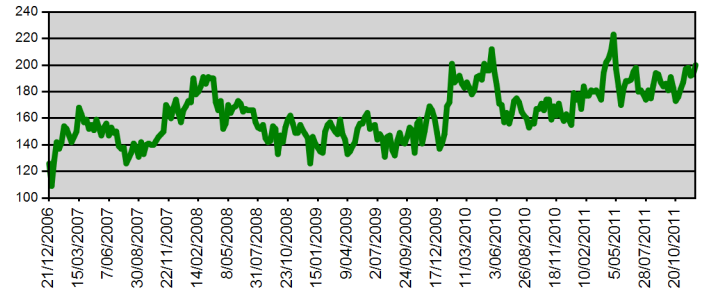
\* Includes Hospital/Lockup  
^ Includes cases where fine defaulters have a current remand warrant

Trends in Justice - Rolling Five Year History

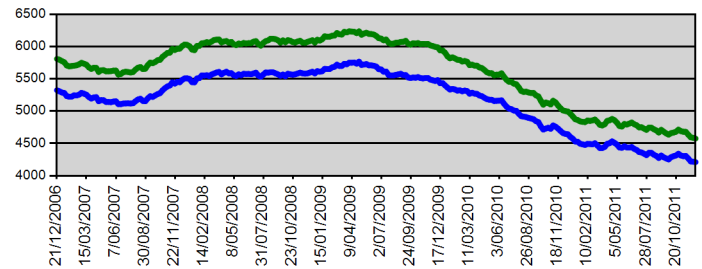
Adult Prisoner Population - Rolling 5 Year Snapshot



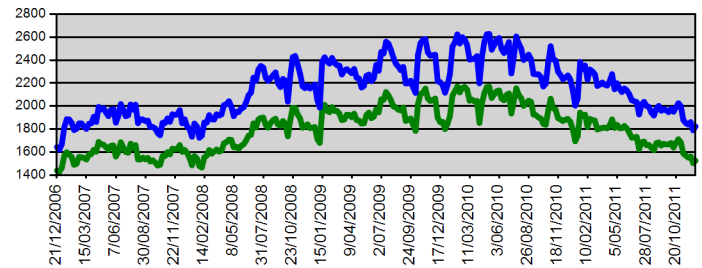
Juvenile Detention Population - Rolling 5 Year Snapshot



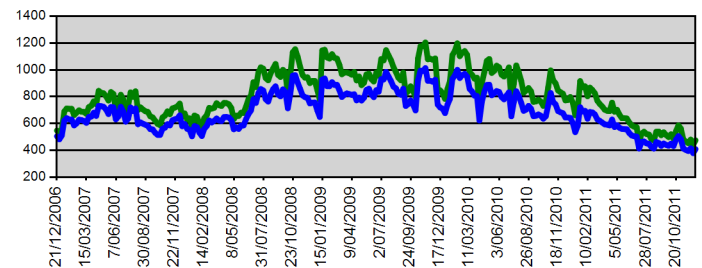
Adult Community Corrections - Orders and Offenders - Rolling 5 Year Snapshot



Juvenile Community Justice - Orders and Offenders - Rolling 5 Year Snapshot



Juvenile Community Justice - JJTeam Referrals and Distinct Persons - Snapshot (Since 19 Oct 2006)





Adult Community Justice Service Orders Valid as at 8/12/2011 00:00 hours													Distinct Persons							
Branch	IS	CB	CSI	DS	PS	PO	HB	CE	PA	WR / RR	WD	Total Count Orders	Distinct Persons Special / High Risk	Variation Total Distinct Persons	Aboriginal Male	Aboriginal Female	Non-Aboriginal Male	Non-Aboriginal Female	Not Recorded	Total Distinct Persons
Albany	16	48	14	1	8	0	10	0	9	0	8	114	6	-2	20	9	55	13	0	97
Broome	43	51	13	1	7	0	0	2	4	0	30	151	6	-12	95	28	12	3	7	145
Bunbury	64	109	31	2	2	0	12	3	12	0	6	241	17	-1	31	15	133	34	0	213
Busselton	29	42	11	0	4	1	3	0	4	0	1	95	7	0	6	3	58	17	0	84
Carnarvon	6	26	7	1	0	0	0	0	1	0	2	43	1	1	28	5	8	1	1	43
Central Breach Unit	0	1	0	0	0	0	0	0	0	0	0	1	0	0	0	0	1	0	0	1
Central East Metro	91	122	44	5	10	0	3	2	23	0	3	303	22	1	45	26	166	39	3	279
Central Law Court	1	0	0	0	0	0	14	0	0	0	0	15	3	1	3	2	7	2	1	15
Central West Metro	88	145	57	1	2	3	17	7	49	0	7	376	27	2	33	14	241	62	3	353
Court Assessment Treatment	2	7	0	0	38	0	60	0	0	0	1	108	30	1	11	5	38	10	0	64
Esperance	10	20	3	0	9	0	1	1	1	0	2	47	1	2	12	6	16	6	2	42
Geraldton	34	76	18	0	3	0	10	1	5	0	2	149	1	0	50	21	55	15	1	142
Halls Creek	23	15	5	0	3	0	0	0	1	0	14	61	2	-1	44	10	1	0	2	57
Kalgoorlie	44	65	15	0	35	1	7	1	4	0	27	199	5	-1	80	47	43	12	1	183
Karratha	17	23	3	0	0	0	1	1	2	0	4	51	3	-2	15	10	14	5	0	44
Katanning	9	14	7	0	2	0	1	0	0	0	2	35	0	4	12	5	14	1	0	32
Kununurra	30	16	6	0	7	0	1	1	2	0	17	80	6	1	52	14	4	0	4	74
Mandurah	26	74	22	0	0	1	9	2	10	0	11	155	8	0	18	4	101	26	2	151
Meekatharra	2	31	4	0	0	1	0	0	0	0	1	39	0	-2	18	17	3	0	0	38
Narrogin	10	35	5	0	1	0	1	0	0	0	1	53	2	5	19	5	18	5	2	49
Newman	13	29	2	0	2	0	0	2	1	0	24	73	0	-8	41	18	6	1	1	67
North East Metro	91	138	44	2	10	1	19	5	35	0	4	349	21	-7	59	23	199	47	1	329
North West Metro	161	168	83	0	15	3	22	14	52	0	8	526	24	0	60	21	345	58	3	487
Northam	27	38	13	0	1	0	0	0	7	0	4	90	7	1	21	13	38	9	2	83
Rockingham	62	104	40	1	12	0	12	5	29	0	8	273	12	6	25	10	179	37	0	251
Roebourne	13	25	3	0	2	0	0	6	0	0	15	64	1	-4	37	11	7	2	0	57
South East Metro	117	193	67	4	9	0	18	7	28	0	20	463	17	7	66	18	292	55	2	433
South Hedland	40	55	11	0	9	0	0	5	4	0	15	139	5	1	83	27	15	3	1	129
South West Coasta	76	100	42	1	5	2	21	1	30	0	5	283	12	1	28	19	170	48	3	268
<b>TOTAL</b>	<b>1145</b>	<b>1770</b>	<b>570</b>	<b>19</b>	<b>196</b>	<b>13</b>	<b>242</b>	<b>66</b>	<b>313</b>	<b>0</b>	<b>242</b>	<b>4576</b>	<b>246</b>	<b>-6</b>	<b>1012</b>	<b>406</b>	<b>2239</b>	<b>511</b>	<b>42</b>	<b>4210</b>
% of Total Orders	25.02%	38.68%	12.46%	0.42%	4.28%	0.28%	5.29%	1.44%	6.84%	0.00%	5.29%	Average orders/person		1.09	24.04%	9.64%	53.18%	12.14%	1.00%	100.00%



Juvenile Community Justice Service Orders Valid as at 8/12/2011 00:00 hrs											Distinct Persons on Orders											
Branch	AISO	ACBO	IYSO	YCBO	JCRO	CWO	INOR	SRO	BAIL	Total Orders	AB Male	AB Fem	Non AB Male	Non AB Fem	Not Recorded	Total Distinct Persons	Special Risk	Variation Total Distinct Persons on previous week	JJTM Referrals	JJTM Distinct Persons	Reports	Total Services
Albany Branch	0	0	4	3	7	0	1	1	0	15	11	0	1	3	0	15	4	1	0	0	2	17
Broome RYJS	0	0	10	3	10	1	0	8	0	32	29	2	0	0	0	31	10	-2	0	0	6	38
Broome Y&FSS	0	0	0	0	0	0	0	0	0	0	0	0	0	0	0	0	2	0	0	0	0	0
Bunbury Branch	0	0	9	19	4	0	0	3	0	35	10	3	16	3	0	32	4	-3	0	0	13	48
Busselton Branch	0	0	0	4	1	0	0	0	0	5	1	0	3	1	0	5	0	-1	0	0	1	6
Carnarvon Branch	0	0	0	0	0	0	0	0	0	0	0	0	0	0	0	0	0	0	0	0	0	0
Carnarvon RYJS	0	0	4	3	1	0	0	1	0	9	7	2	0	0	0	9	1	2	0	0	4	13
Central Metro YJS	0	0	19	33	14	0	1	27	0	93	36	13	38	5	0	92	46	6	0	0	46	139
Derby Y&FSS	0	0	0	0	0	0	0	0	0	0	0	0	0	0	0	0	0	0	0	0	0	0
Esperance Branch	0	0	0	2	2	0	0	1	0	5	4	0	1	0	0	5	1	-3	0	0	2	7
Fitzroy Crossing Y&FSS	0	0	0	0	0	0	0	0	0	0	0	0	0	0	0	0	0	-4	0	0	0	0
Geraldton RYJS	0	0	4	15	4	0	0	5	0	28	19	5	3	0	0	27	7	-1	0	0	1	29
Goldfields Y & FSS	0	0	0	0	0	0	0	0	0	0	0	0	0	0	0	0	0	-1	0	0	0	0
Halls Creek Branch	0	0	2	6	3	0	0	0	0	11	11	0	0	0	0	11	1	-1	0	0	0	11
Halls Creek Y&FSS	0	0	0	0	0	0	0	0	0	0	0	0	0	0	0	0	0	0	0	0	0	0
Kalgoorlie YJS	0	0	8	8	4	0	0	3	0	23	17	0	3	3	0	23	7	-1	0	0	4	27
Karratha Branch	0	0	4	6	5	0	0	2	0	17	11	4	1	1	0	17	2	-1	0	0	4	21
Katanning Branch	0	0	0	1	0	0	0	0	0	1	0	0	0	1	0	1	0	0	0	0	0	1
Kununurra RYJS	0	0	4	8	3	0	0	3	0	18	17	1	0	0	0	18	7	1	0	0	11	29
Kununurra Y&FSS	0	0	0	0	0	0	0	0	0	0	0	0	0	0	0	0	0	0	0	0	0	0
Meekatharra Branch	0	0	7	14	2	0	0	2	0	25	24	0	0	0	0	24	4	2	0	0	5	30
Meekatharra Y&FSS	0	0	0	0	0	0	0	0	0	0	0	0	0	0	0	0	0	-2	0	0	0	0
Narrogin Branch	0	0	3	3	0	0	1	0	0	6	3	2	1	0	0	6	1	2	9	9	0	15
Newman Branch	0	0	5	6	0	0	0	0	0	11	9	0	1	0	0	10	0	-2	0	0	3	14
Newman Y&FSS	0	0	0	0	0	0	0	0	0	0	0	0	0	0	0	0	0	0	0	0	0	0
North Metro YJS	0	0	21	34	23	0	2	7	0	85	26	3	48	5	0	82	28	0	0	0	23	108
Northam Branch	0	0	5	7	2	0	0	1	0	15	11	0	1	1	1	14	3	0	0	0	2	17
Roebourne Branch	0	0	4	9	4	0	0	6	0	23	17	5	1	0	0	23	5	0	0	0	9	32
Roebourne Y&FSS	0	0	0	0	0	0	0	0	0	0	0	0	0	0	0	0	0	0	0	0	0	0
South East Metro	0	0	32	63	42	2	1	9	0	148	62	16	50	9	1	138	23	-2	0	0	53	201
South Hedland Branch	0	0	7	13	8	0	0	2	0	30	20	7	0	0	1	28	4	0	0	0	9	39
South Hedland Y&FSS	0	0	0	0	0	0	0	0	0	0	0	0	0	0	0	0	0	0	0	0	0	0
South West Metro Youth Justice Services	0	0	25	67	41	0	0	17	0	150	42	11	73	12	6	144	27	7	0	0	38	188
Wyndham Y&FSS	0	0	0	0	0	0	0	0	0	0	0	0	0	0	0	0	0	0	0	0	0	0
<b>TOTAL Branches</b>	<b>0</b>	<b>0</b>	<b>177</b>	<b>327</b>	<b>180</b>	<b>3</b>	<b>6</b>	<b>98</b>	<b>0</b>	<b>785</b>	<b>387</b>	<b>74</b>	<b>241</b>	<b>44</b>	<b>9</b>	<b>755</b>	<b>187</b>	<b>-3</b>	<b>9</b>	<b>9</b>	<b>236</b>	<b>1030</b>



Juvenile Community Justice Service Orders Valid as at 8/12/2011 00:00 hrs											Distinct Persons on Orders											
Branch	AISO	ACBO	IYSO	YCBO	JCRO	CWO	INOR	SRO	BAIL	Total Orders	AB Male	AB Fem	Non AB Male	Non AB Fem	Not Recorded	Total Distinct Persons	Special Risk	Variation Total Distinct Persons on previous week	JJTM Referrals	JJTM Distinct Persons	Reports	Total Services
Albany JJ Team	0	0	0	0	0	0	0	0	0	0	0	0	0	0	0	0	0	0	15	12	0	15
Broome JJ Team	0	0	0	0	0	0	0	0	0	0	0	0	0	0	0	0	0	-4	32	23	0	32
Bunbury JJ Team	0	0	0	0	0	0	0	0	0	0	0	0	0	0	0	0	0	-1	12	12	0	12
Carnarvon JJT	0	0	0	0	0	0	0	0	0	0	0	0	0	0	0	0	2	9	9	0	9	
Central Metro JJT	0	0	0	0	0	0	0	0	0	0	0	0	0	0	0	0	-1	61	56	0	61	
Geraldton JJ Team	0	0	0	0	0	0	0	0	0	0	0	0	0	0	0	0	2	12	12	0	12	
Halls Creek JJ Team	0	0	0	0	0	0	0	0	0	0	0	0	0	0	0	0	0	0	0	0	0	0
Kalgoorlie JJ Team	0	0	0	0	0	0	0	0	0	0	0	0	0	0	0	0	5	13	13	1	14	
Karratha JJ Team	0	0	0	0	0	0	0	0	0	0	0	0	0	0	0	0	5	17	15	0	17	
Kununurra JJ Team	0	0	0	0	0	0	0	0	0	0	0	0	0	0	0	0	0	45	35	0	45	
Meekatharra JJ Team	0	0	0	0	0	0	0	0	0	0	0	0	0	0	0	0	0	7	4	0	7	
Newman JJ Team	0	0	0	0	0	0	0	0	0	0	0	0	0	0	0	0	7	23	17	0	23	
North Metro JJ Team	0	0	0	0	0	0	0	0	0	0	0	0	0	0	0	0	-8	46	38	1	47	
Northam JJ Team	0	0	0	0	0	0	0	0	0	0	0	0	0	0	0	0	3	8	8	0	8	
Roebourne JJ Team	0	0	0	0	0	0	0	0	0	0	0	0	0	0	0	0	1	15	12	0	15	
South East Metro JJ Team	0	0	0	0	0	0	0	0	0	0	0	0	0	0	0	0	12	57	54	1	58	
South Hedland JJ Team	0	0	0	0	0	0	0	0	0	0	0	0	0	0	0	0	4	12	10	0	12	
South West Metro JJ Team	0	0	0	0	0	0	0	0	0	0	0	0	0	0	0	0	6	81	69	5	86	
<b>TOTAL JJ Team</b>	<b>0</b>	<b>0</b>	<b>0</b>	<b>0</b>	<b>0</b>	<b>0</b>	<b>0</b>	<b>0</b>	<b>0</b>	<b>0</b>	<b>0</b>	<b>0</b>	<b>0</b>	<b>0</b>	<b>0</b>	<b>0</b>	<b>1</b>	<b>32</b>	<b>465</b>	<b>399</b>	<b>8</b>	<b>473</b>
Court Assessment and Treatment Service	0	0	0	0	0	0	0	0	0	0	0	0	0	0	0	0	0	-3	0	0	12	12
Geraldton Y & FSS	0	0	0	0	0	0	0	0	0	0	0	0	0	0	0	0	-1	0	0	0	0	0
Killara Youth Services	0	0	0	0	0	0	0	0	0	0	0	0	0	0	0	0	-3	0	0	0	0	0
<b>TOTAL Others</b>	<b>0</b>	<b>0</b>	<b>0</b>	<b>0</b>	<b>0</b>	<b>0</b>	<b>0</b>	<b>0</b>	<b>0</b>	<b>0</b>	<b>0</b>	<b>0</b>	<b>0</b>	<b>0</b>	<b>0</b>	<b>0</b>	<b>-7</b>	<b>0</b>	<b>0</b>	<b>12</b>	<b>12</b>	
<b>Not Recorded</b>	<b>0</b>	<b>0</b>	<b>0</b>	<b>0</b>	<b>0</b>	<b>0</b>	<b>0</b>	<b>0</b>	<b>0</b>	<b>0</b>	<b>0</b>	<b>0</b>	<b>0</b>	<b>0</b>	<b>0</b>	<b>0</b>	<b>0</b>	<b>0</b>	<b>0</b>	<b>0</b>	<b>0</b>	<b>0</b>
<b>TOTAL Not Recorded</b>	<b>0</b>	<b>0</b>	<b>0</b>	<b>0</b>	<b>0</b>	<b>0</b>	<b>0</b>	<b>0</b>	<b>0</b>	<b>0</b>	<b>0</b>	<b>0</b>	<b>0</b>	<b>0</b>	<b>0</b>	<b>0</b>	<b>0</b>	<b>0</b>	<b>0</b>	<b>0</b>	<b>0</b>	<b>0</b>
<b>GRAND TOTAL</b>	<b>0</b>	<b>0</b>	<b>177</b>	<b>327</b>	<b>180</b>	<b>3</b>	<b>6</b>	<b>98</b>	<b>0</b>	<b>785</b>	<b>387</b>	<b>74</b>	<b>241</b>	<b>44</b>	<b>9</b>	<b>755</b>	<b>188</b>	<b>22</b>	<b>474</b>	<b>408</b>	<b>256</b>	<b>1515</b>
% of Total Orders	0.00%	0.00%	22.55%	41.66%	22.93%	0.38%	0.76%	12.48%	0.00%	100.00%	51.26%	9.80%	31.92%	5.83%	1.19%	Average Supervised Orders / Person		1.04				





**Adults Offenders in Custody as at 15/12/2011 00:00 Hours. Count by Facility, Status, Ethnicity and Gender.**

This includes all persons in workcamps and in hospital and lockup.

FACILITY	Sentenced							Unsentenced							Total
	Aboriginal			Non-Aboriginal			Total	Aboriginal			Non-Aboriginal			Total	
	MALE	FEMALE	Total	MALE	FEMALE	Total		MALE	FEMALE	Total	MALE	FEMALE	Total		
ACACIA PRISON	396	0	396	594	0	594	990	0	0	0	1	0	1	1	991
ALBANY REGIONAL PRISON	96	0	96	182	0	182	278	8	0	8	15	0	15	23	301
BANDYUP WOMENS PRISON	0	62	62	0	94	94	156	0	36	36	0	32	32	68	224
BORONIA PRE RELEASE CENTRE	0	8	8	0	69	69	77	0	0	0	0	0	0	0	77
BROOME REGIONAL PRISON	75	6	81	19	0	19	100	9	2	11	1	0	1	12	112
BUNBURY REGIONAL PRISON	54	0	54	256	0	256	310	10	0	10	15	0	15	25	335
CASUARINA PRISON	216	0	216	322	0	322	538	63	0	63	21	0	21	84	622
EASTERN GOLDFIELDS REGIONAL PRISON	60	15	75	30	2	32	107	13	8	21	7	1	8	29	136
GREENOUGH REGIONAL PRISON	191	16	207	42	2	44	251	27	2	29	7	0	7	36	287
HAKA PRISON	73	0	73	211	0	211	284	174	0	174	366	0	366	540	824
KARNET PRISON FARM	27	0	27	211	0	211	238	0	0	0	0	0	0	0	238
PARDELUP PRISON FARM	5	0	5	83	0	83	88	0	0	0	0	0	0	0	88
ROEBOURNE REGIONAL PRISON	91	6	97	11	1	12	109	46	12	58	1	0	1	59	168
WOOROLOO PRISON FARM	48	0	48	310	0	310	358	0	0	0	0	0	0	0	358
<b>Total</b>	<b>1332</b>	<b>113</b>	<b>1445</b>	<b>2271</b>	<b>168</b>	<b>2439</b>	<b>3884</b>	<b>350</b>	<b>60</b>	<b>410</b>	<b>434</b>	<b>33</b>	<b>467</b>	<b>877</b>	<b>4761</b>



Juvenile Offenders in Detention as at 15/12/2011 00:00 Hours. Count by Facility, Status, Ethnicity and Gender.																
FACILITY	Sentenced							Unsentenced							Total	
	Aboriginal			Non-Aboriginal			Total	Aboriginal			Non-Aboriginal			Total		
	MALE	FEMALE	Total	MALE	FEMALE	Total		MALE	FEMALE	Total	MALE	FEMALE	Total			
BANKSIA HILL DETENTION CENTRE	53	0	53	34	0	34	87	20	0	20	10	0	10	30	117	
RANGEVIEW REMAND CENTRE	1	3	4	2	2	4	8	39	14	53	16	6	22	75	83	
<b>Total</b>	<b>54</b>	<b>3</b>	<b>57</b>	<b>36</b>	<b>2</b>	<b>38</b>	<b>95</b>	<b>59</b>	<b>14</b>	<b>73</b>	<b>26</b>	<b>6</b>	<b>32</b>	<b>105</b>	<b>200</b>	



**Prisoners in Custody of Hospital or Police Lockup as at 15/12/2011 00:00 Hours.**

Parent Facility and Prisoner Locations		Sentenced			Unsentenced			Total
		A	N	Total	A	N	Total	
		MALE	MALE		MALE	MALE		
CASUARINA PRISON	CASU EU LONGTERM HOSPITAL	2	3	5	0	0	0	5
HAKEA PRISON	HAKE EU POLICE LOCKUP	0	4	4	0	0	0	4
	GRAYLANDS HOSPITAL	0	0	0	1	1	2	2
ACACIA PRISON	HOSPITAL ADMISSION OVERNIGHT	2	2	4	0	0	0	4
	HEALTH APPOINTMENT	0	1	1	0	0	0	1
WOOROLOO PRISON FARM	JOONDALUP LOCKUP	0	1	1	0	0	0	1
<b>Total</b>		<b>4</b>	<b>11</b>	<b>15</b>	<b>1</b>	<b>1</b>	<b>2</b>	<b>17</b>



**Prisoners in Custody of WorkCamp as at 15/12/2011 00:00 Hours.**

Parent Facility and WorkCamp Locations		Sentenced			Total
		Aboriginal	Non-Aboriginal	Total	
		MALE	MALE		
<b>BROOME REGIONAL PRISON</b>	<b>WYNDHAM WORK CAMP</b>	<b>8</b>	<b>2</b>	<b>10</b>	<b>10</b>
<b>EASTERN GOLDFIELDS REGIONAL PRISON</b>	<b>WARBURTON WORKCAMP</b>	<b>5</b>	<b>0</b>	<b>5</b>	<b>5</b>
<b>PARDELUP PRISON FARM</b>	<b>WALPOLE WORK CAMP</b>	<b>0</b>	<b>10</b>	<b>10</b>	<b>10</b>
<b>ROEBOURNE REGIONAL PRISON</b>	<b>MILLSTREAM WORKCAMP</b>	<b>8</b>	<b>2</b>	<b>10</b>	<b>10</b>
<b>WOOROLOO PRISON FARM</b>	<b>WYALKATCHEM WORKCAMP</b>	<b>1</b>	<b>9</b>	<b>10</b>	<b>10</b>
<b>Total</b>		<b>22</b>	<b>23</b>	<b>45</b>	<b>45</b>