



Weekly Offender Statistics (WOS) Report as at 10/11/2011 00:00 hours



Performance and Statistics

Department of Corrective Services

Generated On: 10/11/2011 9:33:31 AM

Generated by: JUSTICE\GrzelecA



Report Notes

Report Title Weekly Offender Statistics (WOS) Report

Report Designer Performance and Statistics Team

Last Modified

Report Data Source WOSdb in the Analysis Platform

Data Guidelines

This report shows a weekly snapshot of the Adult and Juvenile custodial systems and the variation between weekly snapshots as well as a rolling five year history of the snapshot reports in graphical form.



Legend:

Adult OrderType Codes

CB - Community Based Orders

CE - CEO Parole / Short Term Parole Orders

CSI - Conditional Suspended Imprisonment Orders

DS - Dangerous Sex Offender Orders

HB - Conditional/ Monitored Bail Orders

IS - Intensive Supervision Orders

PA - Parole Orders

PO - Probation Orders

PS - Pre-Sentence Orders

WD - Work and Development Orders

WR/RR - Work Release or ReEntry Release Orders



Legend: Juvenile OrderTypes

AISO - Adult Intensive Supervision Order
ACBO - Adult Community Based Order
BAIL - Supervising Bail
CONF - Court Conferencing Referral
CUST - Juvenile Detention Support
CWO - Community Work Order
DBWT - Deferred Bench Warrant
INOR - Interstate Order
IYSO - Intensive Youth Supervision Order
JCRO - Juvenile Conditional Release Order
JTMP - Juvenile Drug Court (CATS) Treatment Mgmt Plan
JJTM - JJ Team Referral
PREV - Prevention
PRIS - Adult Prison Support
SRO - Supervised Release Order
YCBO - Youth Community Based Order

All Reports:

Includes: Adult Pre-sentence Report
Breach of Adult Court Order Report
Breach of Juvenile Court Order Report
Breach of SRO Report (S.144 - non-compliance)
Breach of SRO Report (S.145 - offending)
Combined Juvenile Court Report & Adult PSR
Court Report
Court Conference Referral Report
Juvenile Court Diversion Assessment



Weekly Offender Statistics - Thursday Prisoner Population Report as at 10/11/2011 00:00 hours

Adult Prisoner Population

	Count	% of Total	Previous Count	Variation
Total *	4750		4730	20
Sentenced	3839	80.8%	3813	26
Remand	893	18.8%	896	-3
Aboriginal	1823	38.4%	1820	3
Female	371	7.8%	366	5
Hospital/Lockup	18	0.4%	21	-3
Fine Defaulters:				
State ^	33	0.7%	15	18
Federal	0	0.0%	0	0
By Facility				
Acacia	992	20.9%	1001	-9
Albany	307	6.5%	309	-2
Bandyup	234	4.9%	232	2
Boronia Pre release	81	1.7%	78	3
Broome	114	2.4%	110	4
Bunbury	331	7.0%	333	-2
Casuarina	627	13.2%	622	5
Eastern Goldfields	126	2.7%	119	7
Greenough	285	6.0%	289	-4
Hakea	794	16.7%	770	24
Karnet	235	4.9%	236	-1
Pardelup	95	2.0%	95	0
Roebourne	165	3.5%	172	-7
Woorloo	364	7.7%	364	0
Alternatives to Imprisonment (inc Early release, Bail and Pre-Sentence orders)				
CEO/Short Term Parole	75	8.2%	77	-2
Conditional Bail	249	27.1%	241	8
Cwllth Parole	13	1.4%	13	0
Interstate parole	5	0.5%	4	1
Monitored Bail	0	0.0%	0	0
Pre-Sentence	192	20.9%	194	-2
State Parole	310	33.7%	307	3
Work Rel. or Re-Entry	0	0.0%	0	0

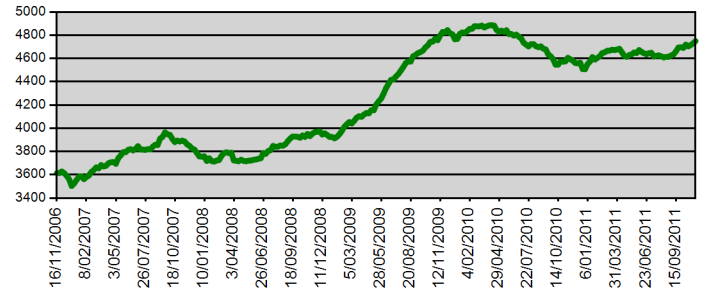
Juvenile Custodial Population

Total	187		182	5
Sentenced	100	53.5%	99	1
Unsentenced	87	46.5%	83	4
Aboriginal	127	67.9%	125	2
Female	19	10.2%	14	5
Supervised Bail	64		73	-9
By Facility				
Banksia Hill	116	62.0%	114	2
Range View	71	38.0%	68	3

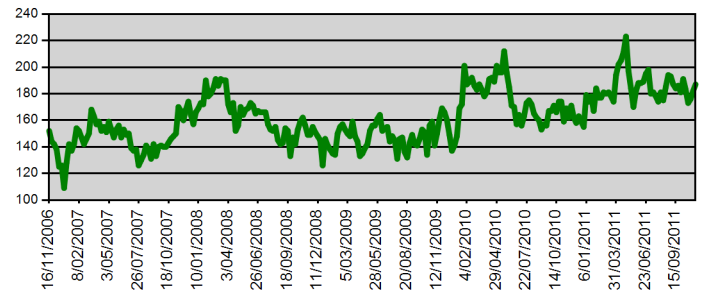
* Includes Hospital/Lockup
^ Includes cases where fine defaulters have a current remand warrant

Trends in Justice - Rolling Five Year History

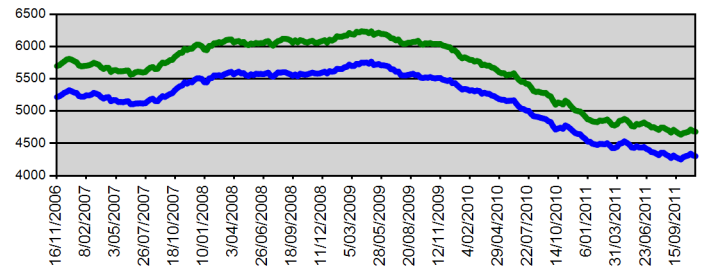
Adult Prisoner Population - Rolling 5 Year Snapshot



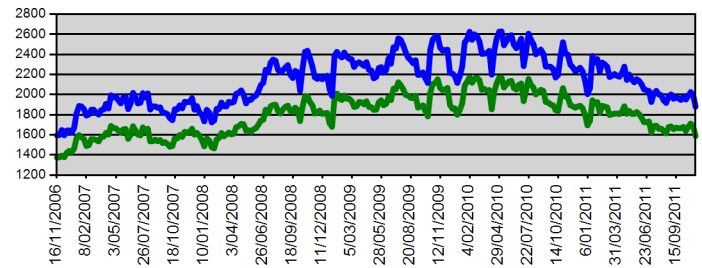
Juvenile Detention Population - Rolling 5 Year Snapshot



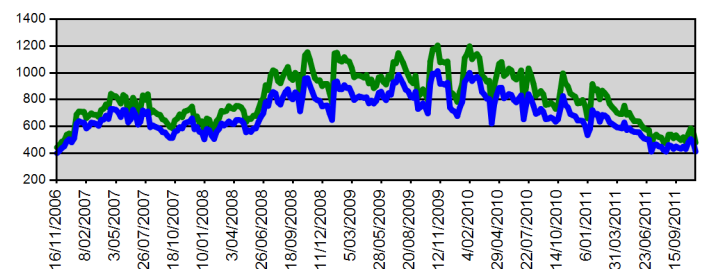
Adult Community Corrections - Orders and Offenders - Rolling 5 Year Snapshot



Juvenile Community Justice - Orders and Offenders - Rolling 5 Year Snapshot



Juvenile Community Justice - JJTeam Referrals and Distinct Persons - Snapshot (Since 19 Oct 2006)





Adult Community Justice Service Orders Valid as at 3/11/2011 00:00 hours														Distinct Persons						
Branch	IS	CB	CSI	DS	PS	PO	HB	CE	PA	WR / RR	WD	Total Count Orders	Distinct Persons Special / High Risk	Variation Total Distinct Persons	Aboriginal Male	Aboriginal Female	Non-Aboriginal Male	Non-Aboriginal Female	Not Recorded	Total Distinct Persons
Albany	11	50	16	1	9	0	11	2	10	0	11	121	8	-1	23	9	57	13	0	102
Broome	46	50	14	1	6	0	0	2	2	0	47	168	4	7	115	28	11	3	4	161
Bunbury	65	117	29	2	6	0	12	3	13	0	6	253	13	-5	32	16	134	37	2	221
Busselton	29	48	14	0	3	1	4	0	7	0	4	110	7	1	6	3	62	20	2	93
Carnarvon	5	25	6	1	0	0	0	0	1	0	3	41	1	0	29	5	5	1	0	40
Central East Metro	94	124	45	5	10	0	4	4	33	0	7	326	25	2	46	28	179	43	3	299
Central Law Court	0	0	1	0	0	0	15	0	0	0	0	16	1	0	3	2	7	2	2	16
Central West Metro	91	156	54	1	5	4	17	6	48	0	8	390	28	0	31	20	250	63	4	368
Court Assessment Treatment	2	1	0	0	36	0	58	0	0	0	1	98	35	0	12	4	33	10	0	59
Esperance	8	18	3	0	7	0	0	2	1	0	0	39	2	-2	8	6	16	6	0	36
Geraldton	39	69	19	0	3	0	11	1	6	0	3	151	2	-6	48	22	57	14	0	141
Halls Creek	21	14	5	0	3	0	0	0	1	0	23	67	2	-6	55	7	1	0	1	64
Kalgoorlie	44	62	16	0	34	1	12	1	5	0	23	198	5	1	78	41	43	15	0	177
Karratha	17	17	3	0	0	0	1	3	2	0	4	47	1	3	19	10	12	1	0	42
Katanning	8	15	6	0	2	0	1	0	0	0	2	34	0	0	13	3	15	0	0	31
Kununurra	35	15	6	0	9	0	0	0	1	0	24	90	4	5	55	19	4	0	3	81
Mandurah	35	74	27	0	0	1	8	2	7	0	11	165	10	-3	20	2	110	24	1	157
Meekeatharra	2	35	4	0	0	1	0	0	0	0	2	44	0	4	21	17	2	0	1	41
Narrogin	9	28	4	0	1	0	3	0	1	0	1	47	2	-2	16	4	18	4	1	43
Newman	13	32	2	0	2	0	0	2	1	0	25	77	2	0	40	17	9	1	3	70
North East Metro	92	142	44	2	13	1	20	7	36	0	7	364	19	1	63	24	215	47	1	350
North West Metro	162	166	83	0	14	2	21	14	54	0	12	528	17	-11	56	20	349	64	1	490
Northam	23	44	10	0	1	0	0	0	6	0	4	88	7	0	20	16	33	9	2	80
Rockingham	60	105	42	1	9	0	8	5	27	0	5	262	9	3	28	12	171	34	0	245
Roeboorne	14	24	2	0	2	0	0	6	1	0	24	73	1	-1	39	13	8	1	4	65
South East Metro	115	194	63	4	7	0	22	5	30	0	12	452	13	1	64	20	286	51	0	421
South Hedland	41	40	12	0	5	0	0	7	4	0	50	159	5	-1	98	36	14	3	0	151
South West Coasta	71	100	33	1	5	2	21	3	31	0	6	273	14	-1	27	15	168	45	3	258
TOTAL	1152	1765	563	19	192	13	249	75	328	0	325	4681	237	-11	1065	419	2269	511	38	4302
% of Total Orders	24.61%	37.71%	12.03%	0.41%	4.10%	0.28%	5.32%	1.60%	7.01%	0.00%	6.94%	Average orders/person	1.09		24.76%	9.74%	52.74%	11.88%	0.88%	100.00%



Juvenile Community Justice Service Orders Valid as at 27/10/2011 00:00 hrs											Distinct Persons on Orders											
Branch	AISO	ACBO	IYSO	YCBO	JCRO	CWO	INOR	SRO	BAIL	Total Orders	AB Male	AB Fem	Non AB Male	Non AB Fem	Not Recorded	Total Distinct Persons	Special Risk	Variation Total Distinct Persons on previous week	JJTM Referrals	JJTM Distinct Persons	Reports	Total Services
Albany Branch	0	0	4	5	6	0	1	0	0	15	9	1	2	3	0	15	4	-1	0	0	5	20
Broome RYJS	0	0	9	16	10	1	0	10	0	46	40	4	0	0	0	44	8	0	0	0	7	53
Broome Y&FSS	0	0	0	0	0	0	0	0	0	0	0	0	0	0	0	0	1	1	0	0	0	0
Bunbury Branch	0	0	14	21	2	0	0	4	0	41	12	2	21	4	0	39	4	2	0	0	17	58
Busselton Branch	0	0	1	7	1	1	0	1	0	11	1	0	9	1	0	11	0	0	0	0	5	16
Carnarvon Branch	0	0	0	0	0	0	0	0	0	0	0	0	0	0	0	0	0	-1	5	3	0	5
Carnarvon RYJS	0	0	4	6	1	0	0	0	0	11	5	4	2	0	0	11	1	-2	0	0	2	13
Central Metro YJS	0	0	23	27	13	0	0	28	0	91	33	12	40	4	0	89	42	-2	0	0	47	138
Derby Y&FSS	0	0	0	0	0	0	0	0	0	0	0	0	0	0	0	0	0	0	0	0	0	0
Esperance Branch	0	0	0	0	3	0	0	1	0	4	2	0	2	0	0	4	0	0	1	1	1	6
Fitzroy Crossing Y&FSS	0	0	0	0	0	0	0	0	0	0	0	0	0	0	0	0	0	0	0	0	0	0
Geraldton RYJS	0	0	4	23	3	0	0	4	0	34	19	6	6	1	0	32	7	-6	0	0	8	42
Goldfields Y & FSS	0	0	0	0	0	0	0	0	0	0	0	0	0	0	0	0	0	5	0	0	0	0
Halls Creek Branch	0	0	0	1	0	0	0	0	0	1	1	0	0	0	0	1	1	0	0	0	0	1
Halls Creek Y&FSS	0	0	0	0	0	0	0	0	0	0	0	0	0	0	0	0	0	0	0	0	0	0
Kalgoorlie YJS	0	0	6	11	5	0	0	2	0	24	18	0	2	4	0	24	4	-2	2	2	7	33
Karratha Branch	0	0	3	11	5	0	0	1	0	20	11	4	3	1	0	19	3	2	0	0	2	22
Katanning Branch	0	0	0	1	0	0	0	0	0	1	0	0	0	1	0	1	0	1	0	0	1	2
Kununurra RYJS	0	0	9	14	5	0	0	3	0	31	26	3	0	0	0	29	7	1	0	0	7	38
Kununurra Y&FSS	0	0	0	0	0	0	0	0	0	0	0	0	0	0	0	0	0	-1	0	0	0	0
Meekatharra Branch	0	0	8	14	1	0	0	0	0	23	22	1	0	0	0	23	3	0	14	10	7	44
Meekatharra Y&FSS	0	0	0	0	0	0	0	0	0	0	0	0	0	0	0	0	0	0	0	0	0	0
Narrogin Branch	0	0	2	3	0	0	1	0	0	5	3	0	2	0	0	5	1	0	13	13	5	23
Newman Branch	0	0	7	9	0	0	0	0	0	16	12	0	2	0	0	14	0	2	0	0	4	20
North Metro YJS	0	0	29	34	22	0	1	6	0	91	28	6	46	7	1	88	24	-3	0	0	22	113
Northam Branch	0	0	6	7	2	0	0	2	0	17	12	0	2	1	0	15	3	1	0	0	2	19
Roebourne Branch	0	0	2	9	2	0	0	6	0	19	11	5	2	0	0	18	6	2	0	0	5	24
South East Metro	0	0	40	101	43	5	1	10	0	199	78	16	70	13	3	180	20	7	0	0	55	254
South Hedland Branch	0	0	4	10	8	0	0	3	0	25	17	5	0	0	0	22	3	-3	0	0	5	30
South West Metro Youth Justice Services	0	0	24	39	39	1	1	18	0	121	40	6	59	9	0	114	23	-4	0	0	38	159
Wyndham Y&FSS	0	0	0	0	0	0	0	0	0	0	0	0	0	0	0	0	0	0	0	0	0	0
TOTAL Branches	0	0	199	369	171	8	5	99	0	846	400	75	270	49	4	798	165	-1	35	29	252	1133



Juvenile Community Justice Service Orders Valid as at 27/10/2011 00:00 hrs											Distinct Persons on Orders											
Branch	AISO	ACBO	IYSO	YCBO	JCRO	CWO	INOR	SRO	BAIL	Total Orders	AB Male	AB Fem	Non AB Male	Non AB Fem	Not Recorded	Total Distinct Persons	Special Risk	Variation Total Distinct Persons on previous week	JJTM Referrals	JJTM Distinct Persons	Reports	Total Services
Albany JJ Team	0	0	0	0	0	0	0	0	0	0	0	0	0	0	0	0	0	0	30	25	0	30
Broome JJ Team	0	0	0	0	0	0	0	0	0	0	0	0	0	0	0	0	0	-1	41	32	0	41
Bunbury JJ Team	0	0	0	0	0	0	0	0	0	0	0	0	0	0	0	0	0	3	31	26	0	31
Central Metro JJT	0	0	0	0	0	0	0	0	0	0	0	0	0	0	0	0	0	-6	86	73	0	86
Geraldton JJ Team	0	0	0	0	0	0	0	0	0	0	0	0	0	0	0	0	0	-5	13	13	0	13
Halls Creek JJ Team	0	0	0	0	0	0	0	0	0	0	0	0	0	0	0	0	0	0	0	0	0	0
Kalgoorlie JJ Team	0	0	0	0	0	0	0	0	0	0	0	0	0	0	0	0	0	-2	6	6	0	6
Karratha JJ Team	0	0	0	0	0	0	0	0	0	0	0	0	0	0	0	0	0	0	28	25	0	28
Kununurra JJ Team	0	0	0	0	0	0	0	0	0	0	0	0	0	0	0	0	0	-2	47	32	0	47
Meekatharra JJ Team	0	0	0	0	0	0	0	0	0	0	0	0	0	0	0	0	0	0	0	0	0	0
Newman JJ Team	0	0	0	0	0	0	0	0	0	0	0	0	0	0	0	0	0	0	7	6	0	7
North Metro JJ Team	0	0	0	0	0	0	0	0	0	0	0	0	0	0	0	0	0	-4	49	47	0	49
Northam JJ Team	0	0	0	0	0	0	0	0	0	0	0	0	0	0	0	0	0	-3	10	10	0	10
Roebourne JJ Team	0	0	0	0	0	0	0	0	0	0	0	0	0	0	0	0	1	0	17	14	0	17
South East Metro JJ Team	0	0	0	0	0	0	0	0	0	0	0	0	0	0	0	0	0	1	51	50	0	51
South Hedland JJ Team	0	0	0	0	0	0	0	0	0	0	0	0	0	0	0	0	0	0	41	31	0	41
South West Metro JJ Team	0	0	0	0	0	0	0	0	0	0	0	0	0	0	0	0	0	-4	70	63	6	76
TOTAL JJ Team	0	0	0	0	0	0	0	0	0	0	0	0	0	0	0	0	1	-23	527	453	6	533
Court Assessment and Treatment Service	0	0	0	0	0	0	0	0	0	0	0	0	0	0	0	0	0	-2	0	0	14	14
Geraldton Y & FSS	0	0	0	0	0	0	0	0	0	0	0	0	0	0	0	0	1	1	0	0	0	0
Killara Youth Services	0	0	0	0	0	0	0	0	0	0	0	0	0	0	0	0	0	-3	0	0	0	0
TOTAL Others	0	0	0	0	0	0	0	0	0	0	0	0	0	0	0	0	1	-4	0	0	14	14
Not Recorded	0	0	0	0	0	0	0	0	0	0	0	0	0	0	0	0	0	0	0	0	0	0
TOTAL Not Recorded	0	0	0	0	0	0	0	0	0	0	0	0	0	0	0	0	0	0	0	0	0	0
GRAND TOTAL	0	0	199	369	171	8	5	99	0	846	400	75	270	49	4	798	167	-28	562	482	272	1680
% of Total Orders	0.00%	0.00%	23.52%	43.62%	20.21%	0.95%	0.59%	11.70%	0.00%	100.00%	50.13%	9.40%	33.83%	6.14%	0.50%	Average Supervised Orders / Person		1.06				



Adults Offenders in Custody as at 10/11/2011 00:00 Hours. Count by Facility, Status, Ethnicity and Gender.

This includes all persons in workcamps and in hospital and lockup.

FACILITY	Sentenced							Unsentenced							Total
	Aboriginal			Non-Aboriginal			Total	Aboriginal			Non-Aboriginal			Total	
	MALE	FEMALE	Total	MALE	FEMALE	Total		MALE	FEMALE	Total	MALE	FEMALE	Total		
ACACIA PRISON	383	0	383	607	0	607	990	0	0	0	2	0	2	2	992
ALBANY REGIONAL PRISON	96	0	96	183	0	183	279	7	0	7	21	0	21	28	307
BANDYUP WOMENS PRISON	0	63	63	0	100	100	163	0	34	34	0	37	37	71	234
BORONIA PRE RELEASE CENTRE	0	7	7	0	74	74	81	0	0	0	0	0	0	0	81
BROOME REGIONAL PRISON	74	4	78	22	0	22	100	12	1	13	1	0	1	14	114
BUNBURY REGIONAL PRISON	47	0	47	250	0	250	297	13	0	13	21	0	21	34	331
CASUARINA PRISON	226	0	226	317	0	317	543	59	0	59	25	0	25	84	627
EASTERN GOLDFIELDS REGIONAL PRISON	56	13	69	27	2	29	98	19	4	23	5	0	5	28	126
GREENOUGH REGIONAL PRISON	193	15	208	35	3	38	246	33	3	36	3	0	3	39	285
HAKA PRISON	57	0	57	196	0	196	253	169	0	169	372	0	372	541	794
KARNET PRISON FARM	29	0	29	206	0	206	235	0	0	0	0	0	0	0	235
PARDELUP PRISON FARM	5	0	5	90	0	90	95	0	0	0	0	0	0	0	95
ROEBOURNE REGIONAL PRISON	90	5	95	12	1	13	108	51	5	56	1	0	1	57	165
WOOROLOO PRISON FARM	50	0	50	313	0	313	363	0	0	0	1	0	1	1	364
Total	1306	107	1413	2258	180	2438	3851	363	47	410	452	37	489	899	4750



Juvenile Offenders in Detention as at 10/11/2011 00:00 Hours. Count by Facility, Status, Ethnicity and Gender.															
FACILITY	Sentenced							Unsentenced							Total
	Aboriginal			Non-Aboriginal			Total	Aboriginal			Non-Aboriginal			Total	
	MALE	FEMALE	Total	MALE	FEMALE	Total		MALE	FEMALE	Total	MALE	FEMALE	Total		
BANKSIA HILL DETENTION CENTRE	59	0	59	33	0	33	92	15	0	15	9	0	9	24	116
RANGEVIEW REMAND CENTRE	5	1	6	0	2	2	8	33	14	47	14	2	16	63	71
Total	64	1	65	33	2	35	100	48	14	62	23	2	25	87	187



Prisoners in Custody of Hospital or Police Lockup as at 10/11/2011 00:00 Hours.

Parent Facility and Prisoner Locations		Sentenced			Unsentenced			Total
		A	N	Total	A	N	Total	
		MALE	MALE		MALE	MALE		
CASUARINA PRISON	CASU EU LONGTERM HOSPITAL	1	2	3	1	0	1	4
HAKEA PRISON	HAKE EU POLICE LOCKUP	0	5	5	0	0	0	5
	HEALTH APPOINTMENT	0	0	0	0	1	1	1
	HAKE EU LONGTERM HOSPITAL	0	0	0	0	2	2	2
	GRAYLANDS HOSPITAL	0	0	0	1	1	2	2
PARDELUP PRISON FARM	HEALTH APPOINTMENT	1	0	1	0	0	0	1
ACACIA PRISON	HOSPITAL ADMISSION OVERNIGHT	2	0	2	0	0	0	2
WOOROLOO PRISON FARM	JOONDALUP LOCKUP	0	1	1	0	0	0	1
Total		4	8	12	2	4	6	18



Prisoners in Custody of WorkCamp as at 10/11/2011 00:00 Hours.

Parent Facility and WorkCamp Locations		Sentenced			Total
		Aboriginal	Non-Aboriginal	Total	
		MALE	MALE		
BROOME REGIONAL PRISON	WYNDHAM WORK CAMP	10	2	12	12
EASTERN GOLDFIELDS REGIONAL PRISON	WARBURTON WORKCAMP	3	0	3	3
PARDELUP PRISON FARM	WALPOLE WORK CAMP	0	11	11	11
ROEBOURNE REGIONAL PRISON	MILLSTREAM WORKCAMP	7	2	9	9
WOOROLOO PRISON FARM	WYALKATCHEM WORKCAMP	1	8	9	9
Total		21	23	44	44