



Weekly Offender Statistics (WOS) Report as at 3/11/2011 00:00 hours



Performance and Statistics

Department of Corrective Services

Generated On: 3/11/2011 12:03:07 PM

Generated by: JUSTICE\GrzelecA



Report Notes

Report Title Weekly Offender Statistics (WOS) Report

Report Designer Performance and Statistics Team

Last Modified

Report Data Source WOSdb in the Analysis Platform

Data Guidelines

This report shows a weekly snapshot of the Adult and Juvenile custodial systems and the variation between weekly snapshots as well as a rolling five year history of the snapshot reports in graphical form.



Legend:

Adult OrderType Codes

CB - Community Based Orders

CE - CEO Parole / Short Term Parole Orders

CSI - Conditional Suspended Imprisonment Orders

DS - Dangerous Sex Offender Orders

HB - Conditional/ Monitored Bail Orders

IS - Intensive Supervision Orders

PA - Parole Orders

PO - Probation Orders

PS - Pre-Sentence Orders

WD - Work and Development Orders

WR/RR - Work Release or ReEntry Release Orders



Legend: Juvenile OrderTypes

AISO - Adult Intensive Supervision Order
ACBO - Adult Community Based Order
BAIL - Supervising Bail
CONF - Court Conferencing Referral
CUST - Juvenile Detention Support
CWO - Community Work Order
DBWT - Deferred Bench Warrant
INOR - Interstate Order
IYSO - Intensive Youth Supervision Order
JCRO - Juvenile Conditional Release Order
JTMP - Juvenile Drug Court (CATS) Treatment
Mgmt Plan
JJTM - JJ Team Referral
PREV - Prevention
PRIS - Adult Prison Support
SRO - Supervised Release Order
YCBO - Youth Community Based Order

All Reports:

Includes: Adult Pre-sentence Report
Breach of Adult Court Order Report
Breach of Juvenile Court Order Report
Breach of SRO Report (S.144 - non-compliance)
Breach of SRO Report (S.145 - offending)
Combined Juvenile Court Report & Adult PSR
Court Report
Court Conference Referral Report
Juvenile Court Diversion Assessment



Weekly Offender Statistics - Thursday Prisoner Population Report as at 3/11/2011 00:00 hours

Adult Prisoner Population

	Count	% of Total	Previous Count	Variation
Total *	4730		4716	14
Sentenced	3813	80.6%	3833	-20
Remand	896	18.9%	861	35
Aboriginal	1820	38.5%	1805	15
Female	366	7.7%	367	-1
Hospital/Lockup	21	0.4%	22	-1
Fine Defaulters:				
State ^	15	0.3%	20	-5
Federal	0	0.0%	0	0
By Facility				
Acacia	1001	21.2%	995	6
Albany	309	6.5%	312	-3
Bandyup	232	4.9%	234	-2
Boronia Pre release	78	1.6%	77	1
Broome	110	2.3%	111	-1
Bunbury	333	7.0%	335	-2
Casuarina	622	13.2%	622	0
Eastern Goldfields	119	2.5%	126	-7
Greenough	289	6.1%	279	10
Hakea	770	16.3%	762	8
Karnet	236	5.0%	236	0
Pardelup	95	2.0%	92	3
Roebourne	172	3.6%	170	2
Woorloo	364	7.7%	365	-1
Alternatives to Imprisonment (inc Early release, Bail and Pre-Sentence orders)				
CEO/Short Term Parole	77	8.4%	81	-4
Conditional Bail	241	26.4%	240	1
Cwlth Parole	13	1.4%	13	0
Interstate parole	4	0.4%	5	-1
Monitored Bail	0	0.0%	0	0
Pre-Sentence	194	21.2%	197	-3
State Parole	307	33.6%	307	0
Work Rel. or Re-Entry	0	0.0%	0	0

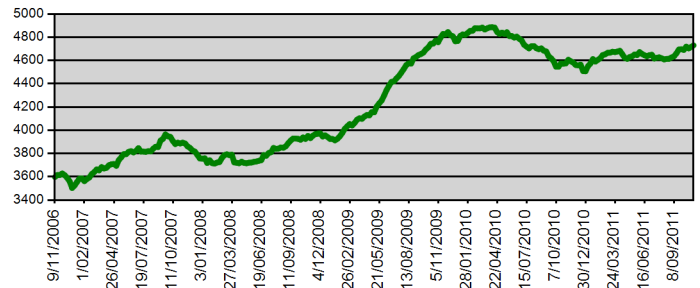
Juvenile Custodial Population

Total	182		176	6
Sentenced	99	54.4%	102	-3
Unsentenced	83	45.6%	74	9
Aboriginal	125	68.7%	121	4
Female	14	7.7%	10	4
Supervised Bail	73		72	1
By Facility				
Banksia Hill	114	62.6%	108	6
Range View	68	37.4%	68	0

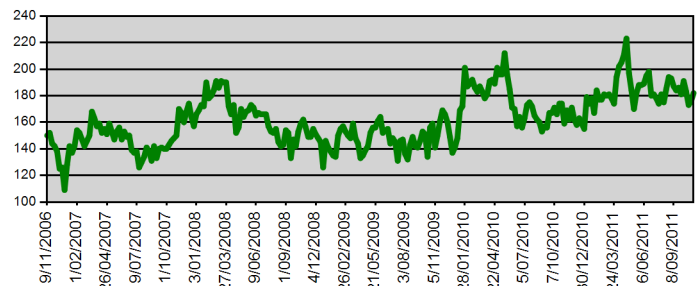
* Includes Hospital/Lockup
^ Includes cases where fine defaulters have a current remand warrant

Trends in Justice - Rolling Five Year History

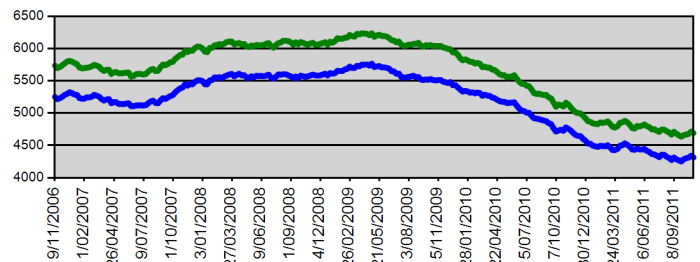
Adult Prisoner Population - Rolling 5 Year Snapshot



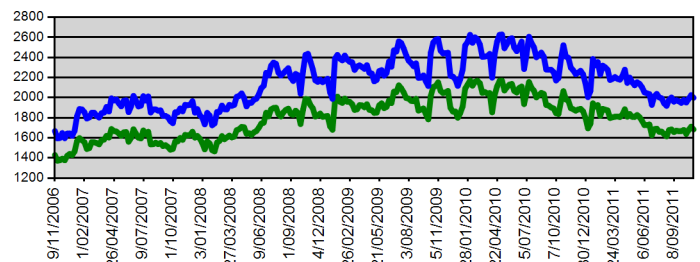
Juvenile Detention Population - Rolling 5 Year Snapshot



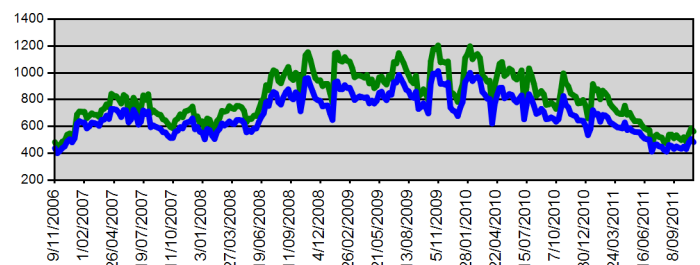
Adult Community Corrections - Orders and Offenders - Rolling 5 Year Snapshot



Juvenile Community Justice - Orders and Offenders - Rolling 5 Year Snapshot



Juvenile Community Justice - JJTeam Referrals and Distinct Persons - Snapshot (Since 19 Oct 2006)





Adult Community Justice Service Orders Valid as at 27/10/2011 00:00 hours														Distinct Persons						
Branch	IS	CB	CSI	DS	PS	PO	HB	CE	PA	WR / RR	WD	Total Count Orders	Distinct Persons Special / High Risk	Variation Total Distinct Persons	Aboriginal Male	Aboriginal Female	Non-Aboriginal Male	Non-Aboriginal Female	Not Recorded	Total Distinct Persons
Albany	11	52	16	1	8	0	11	2	10	0	11	122	8	-2	23	10	57	13	0	103
Broome	47	46	14	1	6	0	0	2	2	0	42	160	4	3	108	28	12	3	3	154
Bunbury	68	118	30	2	6	0	11	3	14	0	8	260	13	-2	32	18	137	38	1	226
Busselton	28	47	14	0	3	1	4	0	7	0	4	108	6	-2	6	3	63	19	1	92
Carnarvon	4	24	6	1	0	0	0	1	1	0	4	41	1	-4	29	6	4	1	0	40
Central East Metro	90	127	41	5	10	0	4	4	32	0	6	319	25	3	44	27	182	43	1	297
Central Law Court	0	0	0	0	0	0	16	0	0	0	0	16	1	2	4	2	4	1	5	16
Central West Metro	90	154	56	1	5	4	16	7	48	0	8	389	30	-1	32	21	250	64	1	368
Court Assessment Treatment	2	1	0	0	33	0	57	0	0	0	0	93	36	1	12	4	32	11	0	59
Esperance	8	20	3	0	7	0	0	2	1	0	0	41	2	-4	9	6	16	7	0	38
Geraldton	39	73	20	0	3	0	10	1	6	0	4	156	2	-4	53	21	57	16	0	147
Halls Creek	21	15	5	0	3	0	0	0	1	0	28	73	2	0	59	8	1	0	2	70
Kalgoorlie	43	60	16	0	36	1	12	2	5	0	23	198	4	-1	79	40	42	15	0	176
Karratha	17	15	3	0	0	0	2	3	2	0	4	46	1	0	16	10	12	1	0	39
Katanning	8	15	6	0	2	0	1	0	0	0	2	34	0	0	13	3	15	0	0	31
Kununurra	37	16	6	0	9	0	0	0	1	0	17	86	4	2	51	19	4	0	2	76
Mandurah	34	77	27	0	0	1	10	2	7	0	9	167	10	-2	21	2	110	25	2	160
Meekatharra	2	31	4	0	0	1	0	0	0	0	2	40	0	0	21	14	2	0	0	37
Narrogin	11	28	4	0	2	0	3	0	1	0	1	50	2	1	16	5	19	4	1	45
Newman	13	33	2	0	2	0	0	2	1	0	25	78	2	1	42	15	9	1	3	70
North East Metro	93	145	45	2	13	1	14	7	36	0	9	365	17	2	62	25	210	50	2	349
North West Metro	166	177	83	0	16	2	19	13	51	0	14	541	17	-11	54	20	362	64	1	501
Northam	22	45	10	0	2	0	0	0	6	0	4	89	7	0	19	16	36	7	2	80
Rockingham	59	107	43	1	10	0	6	4	26	0	7	263	9	-4	27	12	170	33	0	242
Roebourne	15	19	2	0	2	0	0	7	1	0	27	73	1	0	41	13	8	2	2	66
South East Metro	116	191	63	4	6	0	23	5	31	0	11	450	12	-10	66	20	286	47	1	420
South Hedland	41	38	13	0	4	0	0	7	4	0	52	159	7	0	95	37	16	3	1	152
South West Coasta	72	99	34	1	6	2	22	3	30	0	5	274	13	5	28	14	169	46	2	259
TOTAL	1157	1773	566	19	194	13	241	77	324	0	327	4691	236	-27	1062	419	2285	514	33	4313
% of Total Orders	24.66%	37.80%	12.07%	0.41%	4.14%	0.28%	5.14%	1.64%	6.91%	0.00%	6.97%	Average orders/person	1.09		24.62%	9.71%	52.98%	11.92%	0.77%	100.00%



Branch	Juvenile Community Justice Service Orders Valid as at 27/10/2011 00:00 hrs										Distinct Persons on Orders							Reports	Total Services			
	AISO	ACBO	IYSO	YCBO	JCRO	CWO	INOR	SRO	BAIL	Total Orders	AB Male	AB Fem	Non AB Male	Non AB Fem	Not Recorded	Total Distinct Persons	Special Risk			Variation Total Distinct Persons on previous week	JJTM Referrals	JJTM Distinct Persons
Albany Branch	0	0	4	5	6	0	1	0	0	15	9	1	2	3	0	15	4	-1	0	0	5	20
Broome RYJS	0	0	9	16	10	1	0	10	0	46	40	4	0	0	0	44	8	0	0	0	7	53
Broome Y&FSS	0	0	0	0	0	0	0	0	0	0	0	0	0	0	0	0	1	1	0	0	0	0
Bunbury Branch	0	0	14	21	2	0	0	4	0	41	12	2	21	4	0	39	4	2	0	0	17	58
Busselton Branch	0	0	1	7	1	1	0	1	0	11	1	0	9	1	0	11	0	0	0	0	5	16
Carnarvon Branch	0	0	0	0	0	0	0	0	0	0	0	0	0	0	0	0	0	-1	5	3	0	5
Carnarvon RYJS	0	0	4	6	1	0	0	0	0	11	5	4	2	0	0	11	1	-2	0	0	2	13
Central Metro YJS	0	0	23	27	13	0	0	28	0	91	33	12	40	4	0	89	42	-2	0	0	47	138
Derby Y&FSS	0	0	0	0	0	0	0	0	0	0	0	0	0	0	0	0	0	0	0	0	0	0
Esperance Branch	0	0	0	0	3	0	0	1	0	4	2	0	2	0	0	4	0	0	1	1	1	6
Fitzroy Crossing Y&FSS	0	0	0	0	0	0	0	0	0	0	0	0	0	0	0	0	0	0	0	0	0	0
Geraldton RYJS	0	0	4	23	3	0	0	4	0	34	19	6	6	1	0	32	7	-6	0	0	8	42
Goldfields Y & FSS	0	0	0	0	0	0	0	0	0	0	0	0	0	0	0	0	0	5	0	0	0	0
Halls Creek Branch	0	0	0	1	0	0	0	0	0	1	1	0	0	0	0	1	1	0	0	0	0	1
Halls Creek Y&FSS	0	0	0	0	0	0	0	0	0	0	0	0	0	0	0	0	0	0	0	0	0	0
Kalgoorlie YJS	0	0	6	11	5	0	0	2	0	24	18	0	2	4	0	24	4	-2	2	2	7	33
Karratha Branch	0	0	3	11	5	0	0	1	0	20	11	4	3	1	0	19	3	2	0	0	2	22
Katanning Branch	0	0	0	1	0	0	0	0	0	1	0	0	0	1	0	1	0	1	0	0	1	2
Kununurra RYJS	0	0	9	14	5	0	0	3	0	31	26	3	0	0	0	29	7	1	0	0	7	38
Kununurra Y&FSS	0	0	0	0	0	0	0	0	0	0	0	0	0	0	0	0	0	-1	0	0	0	0
Meekatharra Branch	0	0	8	14	1	0	0	0	0	23	22	1	0	0	0	23	3	0	14	10	7	44
Meekatharra Y&FSS	0	0	0	0	0	0	0	0	0	0	0	0	0	0	0	0	0	0	0	0	0	0
Narrogin Branch	0	0	2	3	0	0	1	0	0	5	3	0	2	0	0	5	1	0	13	13	5	23
Newman Branch	0	0	7	9	0	0	0	0	0	16	12	0	2	0	0	14	0	2	0	0	4	20
North Metro YJS	0	0	29	34	22	0	1	6	0	91	28	6	46	7	1	88	24	-3	0	0	22	113
Northam Branch	0	0	6	7	2	0	0	2	0	17	12	0	2	1	0	15	3	1	0	0	2	19
Roebourne Branch	0	0	2	9	2	0	0	6	0	19	11	5	2	0	0	18	6	2	0	0	5	24
South East Metro	0	0	40	101	43	5	1	10	0	199	78	16	70	13	3	180	20	7	0	0	55	254
South Hedland Branch	0	0	4	10	8	0	0	3	0	25	17	5	0	0	0	22	3	-3	0	0	5	30
South West Metro Youth Justice Services	0	0	24	39	39	1	1	18	0	121	40	6	59	9	0	114	23	-4	0	0	38	159
Wyndham Y&FSS	0	0	0	0	0	0	0	0	0	0	0	0	0	0	0	0	0	0	0	0	0	0
TOTAL Branches	0	0	199	369	171	8	5	99	0	846	400	75	270	49	4	798	165	-1	35	29	252	1133



Juvenile Community Justice Service Orders Valid as at 27/10/2011 00:00 hrs											Distinct Persons on Orders											
Branch	AISO	ACBO	IYSO	YCBO	JCRO	CWO	INOR	SRO	BAIL	Total Orders	AB Male	AB Fem	Non AB Male	Non AB Fem	Not Recorded	Total Distinct Persons	Special Risk	Variation Total Distinct Persons on previous week	JJTM Referrals	JJTM Distinct Persons	Reports	Total Services
Albany JJ Team	0	0	0	0	0	0	0	0	0	0	0	0	0	0	0	0	0	0	30	25	0	30
Broome JJ Team	0	0	0	0	0	0	0	0	0	0	0	0	0	0	0	0	0	-1	41	32	0	41
Bunbury JJ Team	0	0	0	0	0	0	0	0	0	0	0	0	0	0	0	0	0	3	31	26	0	31
Central Metro JJT	0	0	0	0	0	0	0	0	0	0	0	0	0	0	0	0	0	-6	86	73	0	86
Geraldton JJ Team	0	0	0	0	0	0	0	0	0	0	0	0	0	0	0	0	0	-5	13	13	0	13
Halls Creek JJ Team	0	0	0	0	0	0	0	0	0	0	0	0	0	0	0	0	0	0	0	0	0	0
Kalgoorlie JJ Team	0	0	0	0	0	0	0	0	0	0	0	0	0	0	0	0	0	-2	6	6	0	6
Karratha JJ Team	0	0	0	0	0	0	0	0	0	0	0	0	0	0	0	0	0	0	28	25	0	28
Kununurra JJ Team	0	0	0	0	0	0	0	0	0	0	0	0	0	0	0	0	0	-2	47	32	0	47
Meekatharra JJ Team	0	0	0	0	0	0	0	0	0	0	0	0	0	0	0	0	0	0	0	0	0	0
Newman JJ Team	0	0	0	0	0	0	0	0	0	0	0	0	0	0	0	0	0	0	7	6	0	7
North Metro JJ Team	0	0	0	0	0	0	0	0	0	0	0	0	0	0	0	0	0	-4	49	47	0	49
Northam JJ Team	0	0	0	0	0	0	0	0	0	0	0	0	0	0	0	0	0	-3	10	10	0	10
Roebourne JJ Team	0	0	0	0	0	0	0	0	0	0	0	0	0	0	0	0	1	0	17	14	0	17
South East Metro JJ Team	0	0	0	0	0	0	0	0	0	0	0	0	0	0	0	0	0	1	51	50	0	51
South Hedland JJ Team	0	0	0	0	0	0	0	0	0	0	0	0	0	0	0	0	0	0	41	31	0	41
South West Metro JJ Team	0	0	0	0	0	0	0	0	0	0	0	0	0	0	0	0	0	-4	70	63	6	76
TOTAL JJ Team	0	0	0	0	0	0	0	0	0	0	0	0	0	0	0	0	1	-23	527	453	6	533
Court Assessment and Treatment Service	0	0	0	0	0	0	0	0	0	0	0	0	0	0	0	0	0	-2	0	0	14	14
Geraldton Y & FSS	0	0	0	0	0	0	0	0	0	0	0	0	0	0	0	0	1	1	0	0	0	0
Killara Youth Services	0	0	0	0	0	0	0	0	0	0	0	0	0	0	0	0	0	-3	0	0	0	0
TOTAL Others	0	0	0	0	0	0	0	0	0	0	0	0	0	0	0	0	1	-4	0	0	14	14
Not Recorded	0	0	0	0	0	0	0	0	0	0	0	0	0	0	0	0	0	0	0	0	0	0
TOTAL Not Recorded	0	0	0	0	0	0	0	0	0	0	0	0	0	0	0	0	0	0	0	0	0	0
GRAND TOTAL	0	0	199	369	171	8	5	99	0	846	400	75	270	49	4	798	167	-28	562	482	272	1680
% of Total Orders	0.00%	0.00%	23.52%	43.62%	20.21%	0.95%	0.59%	11.70%	0.00%	100.00%	50.13%	9.40%	33.83%	6.14%	0.50%	Average Supervised Orders / Person		1.06				



Adults Offenders in Custody as at 3/11/2011 00:00 Hours. Count by Facility, Status, Ethnicity and Gender.															
This includes all persons in workcamps and in hospital and lockup.															
FACILITY	Sentenced							Unsentenced							Total
	Aboriginal			Non-Aboriginal			Total	Aboriginal			Non-Aboriginal			Total	
	MALE	FEMALE	Total	MALE	FEMALE	Total		MALE	FEMALE	Total	MALE	FEMALE	Total		
ACACIA PRISON	384	0	384	616	0	616	1000	0	0	0	1	0	1	1	1001
ALBANY REGIONAL PRISON	96	0	96	183	0	183	279	5	0	5	25	0	25	30	309
BANDYUP WOMENS PRISON	0	66	66	0	94	94	160	0	32	32	0	40	40	72	232
BORONIA PRE RELEASE CENTRE	0	5	5	0	73	73	78	0	0	0	0	0	0	0	78
BROOME REGIONAL PRISON	69	5	74	21	0	21	95	14	1	15	0	0	0	15	110
BUNBURY REGIONAL PRISON	47	0	47	251	0	251	298	11	0	11	24	0	24	35	333
CASUARINA PRISON	222	0	222	311	0	311	533	62	0	62	27	0	27	89	622
EASTERN GOLDFIELDS REGIONAL PRISON	58	11	69	27	1	28	97	15	4	19	3	0	3	22	119
GREENOUGH REGIONAL PRISON	196	15	211	31	4	35	246	35	4	39	4	0	4	43	289
HAKEA PRISON	54	0	54	175	0	175	229	168	0	168	373	0	373	541	770
KARNET PRISON FARM	29	0	29	207	0	207	236	0	0	0	0	0	0	0	236
PARDELUP PRISON FARM	6	0	6	89	0	89	95	0	0	0	0	0	0	0	95
ROEBOURNE REGIONAL PRISON	101	5	106	11	1	12	118	47	5	52	2	0	2	54	172
WOOROLOO PRISON FARM	48	0	48	315	0	315	363	0	0	0	1	0	1	1	364
Total	1310	107	1417	2237	173	2410	3827	357	46	403	460	40	500	903	4730



Juvenile Offenders in Detention as at 3/11/2011 00:00 Hours. Count by Facility, Status, Ethnicity and Gender.

FACILITY	Sentenced						Unsentenced						Total	
	Aboriginal			Non-Aboriginal		Total	Aboriginal			Non-Aboriginal		Total		
	MALE	FEMALE	Total	MALE	Total		MALE	FEMALE	Total	MALE	FEMALE			Total
BANKSIA HILL DETENTION CENTRE	64	0	64	31	31	95	13	0	13	6	0	6	19	114
RANGEVIEW REMAND CENTRE	2	1	3	1	1	4	34	11	45	17	2	19	64	68
Total	66	1	67	32	32	99	47	11	58	23	2	25	83	182



Prisoners in Custody of Hospital or Police Lockup as at 3/11/2011 00:00 Hours.

Parent Facility and Prisoner Locations		Sentenced				Unsentenced			Total
		A	N		Total	A	N	Total	
		MALE	MALE	FEMALE		MALE	MALE		
CASUARINA PRISON	CASU EU LONGTERM HOSPITAL	1	1	0	2	3	0	3	5
	HOSPITAL ADMISSION OVERNIGHT	0	1	0	1	0	0	0	1
HAKEA PRISON	HAKE EU POLICE LOCKUP	0	6	0	6	0	0	0	6
	HAKE EU LONGTERM HOSPITAL	0	0	0	0	0	2	2	2
	GRAYLANDS HOSPITAL	0	0	0	0	1	1	2	2
ACACIA PRISON	HOSPITAL ADMISSION OVERNIGHT	2	1	0	3	0	0	0	3
GREENOUGH REGIONAL PRISON	HOSPITAL DAY ADMIT	0	0	1	1	0	0	0	1
WOOROLOO PRISON FARM	JOONDALUP LOCKUP	0	1	0	1	0	0	0	1
Total		3	10	1	14	4	3	7	21



Prisoners in Custody of WorkCamp as at 3/11/2011 00:00 Hours.

Parent Facility and WorkCamp Locations		Sentenced			Total
		Aboriginal	Non-Aboriginal	Total	
		MALE	MALE		
BROOME REGIONAL PRISON	WYNDHAM WORK CAMP	9	2	11	11
EASTERN GOLDFIELDS REGIONAL PRISON	WARBURTON WORKCAMP	4	0	4	4
PARDELUP PRISON FARM	WALPOLE WORK CAMP	0	11	11	11
ROEBOURNE REGIONAL PRISON	MILLSTREAM WORKCAMP	7	2	9	9
WOOROLOO PRISON FARM	WYALKATCHEM WORKCAMP	1	10	11	11
Total		21	25	46	46