



## Weekly Offender Statistics (WOS) Report as at 27/10/2011 00:00 hours



**Performance and Statistics**  
**Department of Corrective Services**

Generated On: 27/10/2011 9:26:15 AM

Generated by: JUSTICE\GrzelecA



## Report Notes

---

**Report Title** Weekly Offender Statistics (WOS) Report

**Report Designer** Performance and Statistics Team

**Last Modified**

**Report Data Source** WOSdb in the Analysis Platform

### Data Guidelines

This report shows a weekly snapshot of the Adult and Juvenile custodial systems and the variation between weekly snapshots as well as a rolling five year history of the snapshot reports in graphical form.



**Legend:**

**Adult OrderType Codes**

CB - Community Based Orders

CE - CEO Parole / Short Term Parole Orders

CSI - Conditional Suspended Imprisonment Orders

DS - Dangerous Sex Offender Orders

HB - Conditional/ Monitored Bail Orders

IS - Intensive Supervision Orders

PA - Parole Orders

PO - Probation Orders

PS - Pre-Sentence Orders

WD - Work and Development Orders

WR/RR - Work Release or ReEntry Release Orders



**Legend: Juvenile OrderTypes**

AISO - Adult Intensive Supervision Order  
ACBO - Adult Community Based Order  
BAIL - Supervising Bail  
CONF - Court Conferencing Referral  
CUST - Juvenile Detention Support  
CWO - Community Work Order  
DBWT - Deferred Bench Warrant  
INOR - Interstate Order  
IYSO - Intensive Youth Supervision Order  
JCRO - Juvenile Conditional Release Order  
JTMP - Juvenile Drug Court (CATS) Treatment Mgmt Plan  
JJTM - JJ Team Referral  
PREV - Prevention  
PRIS - Adult Prison Support  
SRO - Supervised Release Order  
YCBO - Youth Community Based Order

**All Reports:**

**Includes:** Adult Pre-sentence Report  
Breach of Adult Court Order Report  
Breach of Juvenile Court Order Report  
Breach of SRO Report (S.144 - non-compliance)  
Breach of SRO Report (S.145 - offending)  
Combined Juvenile Court Report & Adult PSR  
Court Report  
Court Conference Referral Report  
Juvenile Court Diversion Assessment



Weekly Offender Statistics - Thursday Prisoner Population Report as at 27/10/2011 00:00 hours

Adult Prisoner Population

	Count	% of Total	Previous Count	Variation
Total *	4716		4704	12
Sentenced	3833	81.3%	3840	-7
Remand	861	18.3%	843	18
Aboriginal	1805	38.3%	1797	8
Female	367	7.8%	360	7
Hospital/Lockup	22	0.5%	21	1
Fine Defaulters:				
State ^	20	0.4%	26	-6
Federal	0	0.0%	0	0
By Facility				
Acacia	995	21.1%	990	5
Albany	312	6.6%	306	6
Bandyup	234	5.0%	230	4
Boronia Pre release	77	1.6%	76	1
Broome	111	2.4%	106	5
Bunbury	335	7.1%	334	1
Casuarina	622	13.2%	620	2
Eastern Goldfields	126	2.7%	132	-6
Greenough	279	5.9%	282	-3
Hakea	762	16.2%	771	-9
Karnet	236	5.0%	235	1
Pardelup	92	2.0%	94	-2
Roebourne	170	3.6%	161	9
Woorloo	365	7.7%	367	-2
Alternatives to Imprisonment (inc Early release, Bail and Pre-Sentence orders)				
CEO/Short Term Parole	81	8.8%	83	-2
Conditional Bail	240	26.0%	228	12
Cwlth Parole	13	1.4%	13	0
Interstate parole	5	0.5%	5	0
Monitored Bail	0	0.0%	0	0
Pre-Sentence	197	21.3%	197	0
State Parole	307	33.2%	302	5
Work Rel. or Re-Entry	0	0.0%	0	0

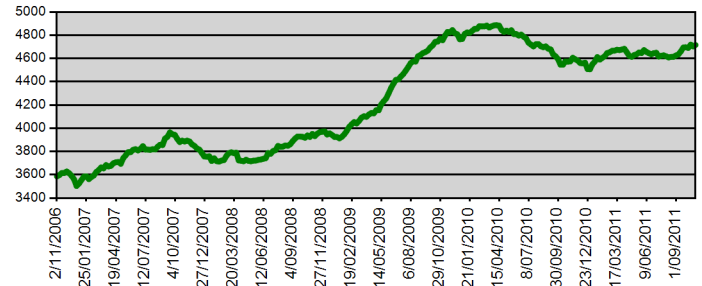
Juvenile Custodial Population

Total	176		173	3
Sentenced	102	58.0%	105	-3
Unsentenced	74	42.0%	68	6
Aboriginal	121	68.8%	116	5
Female	10	5.7%	10	0
Supervised Bail	72		67	5
By Facility				
Banksia Hill	108	61.4%	114	-6
Range View	68	38.6%	59	9

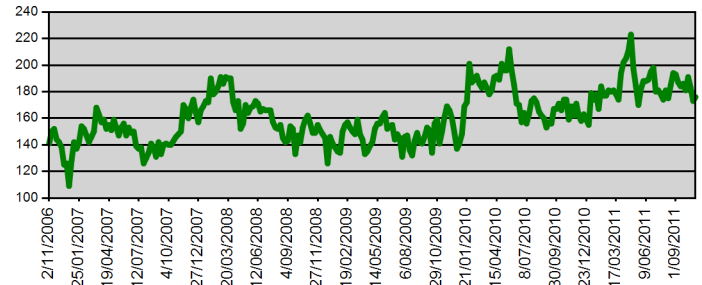
\* Includes Hospital/Lockup  
^ Includes cases where fine defaulters have a current remand warrant

Trends in Justice - Rolling Five Year History

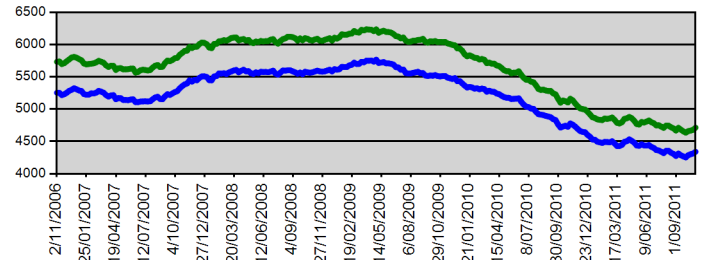
Adult Prisoner Population - Rolling 5 Year Snapshot



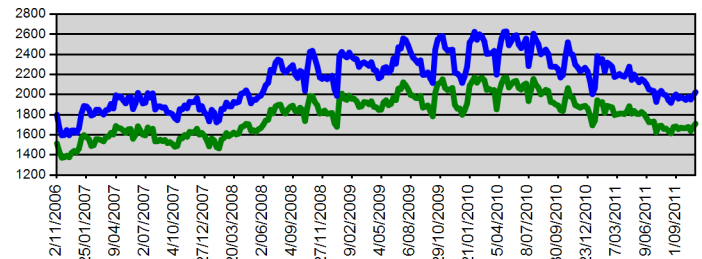
Juvenile Detention Population - Rolling 5 Year Snapshot



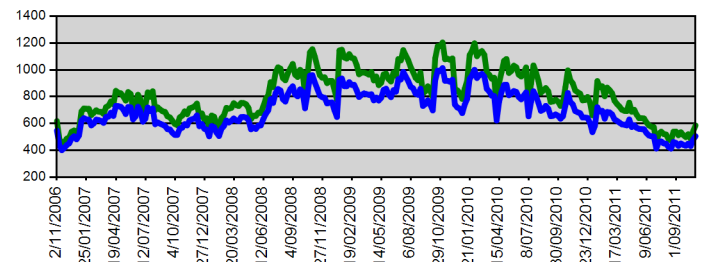
Adult Community Corrections - Orders and Offenders - Rolling 5 Year Snapshot



Juvenile Community Justice - Orders and Offenders - Rolling 5 Year Snapshot



Juvenile Community Justice - JJTeam Referrals and Distinct Persons - Snapshot (Since 19 Oct 2006)





Adult Community Justice Service Orders Valid as at 20/10/2011 00:00 hours														Distinct Persons						
Branch	IS	CB	CSI	DS	PS	PO	HB	CE	PA	WR / RR	WD	Total Count Orders	Distinct Persons Special / High Risk	Variation Total Distinct Persons	Aboriginal Male	Aboriginal Female	Non-Aboriginal Male	Non-Aboriginal Female	Not Recorded	Total Distinct Persons
Albany	10	56	16	1	7	0	11	2	10	0	11	124	6	0	24	10	58	13	0	105
Broome	47	46	14	1	6	0	0	2	2	0	39	157	5	-5	108	28	12	3	0	151
Bunbury	69	120	30	2	6	0	11	3	12	0	9	262	12	-3	34	17	137	39	1	228
Busselton	29	49	14	0	3	1	5	0	7	0	4	112	6	6	6	3	65	19	1	94
Carnarvon	4	27	6	1	0	0	0	1	1	0	5	45	1	-3	31	7	5	1	0	44
Central Breach Unit	0	0	0	0	0	0	0	0	0	0	0	0	0	0	0	0	0	0	0	0
Central East Metro	89	128	38	5	10	0	4	3	32	0	6	315	26	7	42	26	182	43	1	294
Central Law Court	0	0	0	0	0	0	14	0	0	0	0	14	1	2	3	1	4	1	5	14
Central West Metro	91	155	54	0	5	4	16	8	49	0	8	390	26	1	32	20	246	69	2	369
Court Assessment Treatment	2	1	0	0	34	0	54	0	0	0	0	91	33	-1	10	4	33	11	0	58
Esperance	9	22	4	0	8	0	0	2	1	0	0	46	2	0	11	7	17	7	0	42
Geraldton	39	76	20	0	3	0	10	1	7	0	5	161	2	-1	56	21	58	16	0	151
Halls Creek	21	15	5	0	3	0	0	0	1	0	28	73	2	-4	59	8	1	0	2	70
Kalgoorlie	44	60	14	0	36	1	13	3	5	0	23	199	3	10	80	39	41	15	2	177
Karratha	17	15	3	0	0	0	1	4	2	0	3	45	0	1	17	10	11	1	0	39
Katanning	8	14	7	0	2	0	1	0	0	0	2	34	0	1	12	4	15	0	0	31
Kununurra	39	16	6	0	9	0	0	0	1	0	13	84	4	-2	50	18	6	0	0	74
Mandurah	35	77	28	0	0	1	11	2	7	0	8	169	9	4	21	2	113	26	0	162
Meekatharra	2	31	4	0	0	1	0	0	0	0	2	40	0	-3	21	14	2	0	0	37
Narrogin	9	28	4	0	2	0	3	0	1	0	0	47	2	0	16	5	18	4	1	44
Newman	13	33	2	0	2	0	0	2	1	0	22	75	2	4	41	15	9	1	3	69
North East Metro	90	148	45	2	13	1	14	8	37	0	8	366	17	9	61	25	212	47	2	347
North West Metro	169	185	83	0	17	2	19	13	52	0	12	552	16	4	53	20	372	66	1	512
Northam	21	46	10	0	2	0	0	0	6	0	5	90	7	-1	18	16	36	8	2	80
Rockingham	58	106	43	1	10	0	7	5	26	0	8	264	10	-7	27	10	175	33	1	246
Roebourne	15	19	2	0	2	0	1	7	1	0	25	72	1	-1	40	13	9	2	2	66
South East Metro	120	194	65	4	6	0	23	5	32	0	12	461	14	0	70	21	288	48	3	430
South Hedland	41	39	14	0	5	0	0	7	4	0	49	159	8	6	95	37	16	3	1	152
South West Coasta	72	95	34	1	6	2	22	3	28	0	4	267	12	3	27	13	167	45	2	254
<b>TOTAL</b>	<b>1163</b>	<b>1801</b>	<b>565</b>	<b>18</b>	<b>197</b>	<b>13</b>	<b>240</b>	<b>81</b>	<b>325</b>	<b>0</b>	<b>311</b>	<b>4714</b>	<b>227</b>	<b>27</b>	<b>1065</b>	<b>414</b>	<b>2308</b>	<b>521</b>	<b>32</b>	<b>4340</b>
% of Total Orders	24.67%	38.21%	11.99%	0.38%	4.18%	0.28%	5.09%	1.72%	6.89%	0.00%	6.60%	Average orders/person		1.09	24.54%	9.54%	53.18%	12.00%	0.74%	100.00%



Branch	Juvenile Community Justice Service Orders Valid as at 20/10/2011 00:00 hrs										Distinct Persons on Orders							Reports	Total Services			
	AISO	ACBO	IYSO	YCBO	JCRO	CWO	INOR	SRO	BAIL	Total Orders	AB Male	AB Fem	Non AB Male	Non AB Fem	Not Recorded	Total Distinct Persons	Special Risk			Variation Total Distinct Persons on previous week	JJTM Referrals	JJTM Distinct Persons
Albany Branch	0	0	4	5	4	0	1	0	0	13	7	1	2	3	0	13	3	1	1	1	7	21
Broome RYJS	0	0	10	16	10	1	0	10	0	47	40	4	1	0	0	45	8	-1	0	0	5	52
Broome Y&FSS	0	0	0	0	0	0	0	0	0	0	0	0	0	0	0	0	1	3	0	0	0	0
Bunbury Branch	0	0	12	22	2	0	0	3	0	39	10	3	20	4	0	37	4	4	1	1	14	54
Busselton Branch	0	0	1	7	1	1	0	1	0	11	1	0	9	1	0	11	0	0	0	0	5	16
Carnarvon Branch	0	0	0	0	0	0	0	0	0	0	0	0	0	0	0	0	0	-4	6	4	0	6
Carnarvon RYJS	0	0	4	8	1	0	0	0	0	13	6	5	2	0	0	13	1	0	0	0	3	16
Central Metro YJS	0	0	23	29	13	0	0	26	0	91	33	12	40	4	0	89	41	4	0	0	43	134
Derby Y&FSS	0	0	0	0	0	0	0	0	0	0	0	0	0	0	0	0	0	2	0	0	0	0
Esperance Branch	0	0	0	1	3	0	0	0	0	4	2	0	2	0	0	4	0	0	1	1	1	6
Fitzroy Crossing Y&FSS	0	0	0	0	0	0	0	0	0	0	0	0	0	0	0	0	0	0	0	0	0	0
Geraldton RYJS	0	0	6	26	3	0	0	6	0	41	25	5	6	1	0	37	8	1	0	0	9	50
Goldfields Y & FSS	0	0	0	0	0	0	0	0	0	0	0	0	0	0	0	0	0	2	0	0	0	0
Halls Creek Branch	0	0	0	1	0	0	0	0	0	1	1	0	0	0	0	1	1	2	0	0	0	1
Halls Creek Y&FSS	0	0	0	0	0	0	0	0	0	0	0	0	0	0	0	0	0	0	0	0	0	0
Kalgoorlie YJS	0	0	6	11	6	0	0	3	0	26	19	0	3	4	0	26	5	3	2	2	6	34
Karratha Branch	0	0	3	10	5	0	0	1	0	19	11	3	2	1	0	17	2	-1	0	0	2	21
Katanning Branch	0	0	0	1	0	0	0	0	0	1	0	0	0	1	0	1	0	1	0	0	0	1
Kununurra RYJS	0	0	9	13	5	0	0	3	0	30	25	3	0	0	0	28	7	-3	0	0	7	37
Kununurra Y&FSS	0	0	0	0	0	0	0	0	0	0	0	0	0	0	0	0	0	1	0	0	0	0
Meekatharra Branch	0	0	6	13	2	0	0	0	0	21	20	1	0	0	0	21	3	-4	16	12	4	41
Meekatharra Y&FSS	0	0	0	0	0	0	0	0	0	0	0	0	0	0	0	0	0	3	0	0	0	0
Narrogin Branch	0	0	1	4	0	0	1	0	0	5	3	1	1	0	0	5	1	-1	13	13	5	23
Newman Branch	0	0	7	6	0	0	0	0	0	13	10	0	2	0	0	12	0	1	0	0	5	18
North Metro YJS	0	0	31	38	21	1	1	8	0	99	32	6	47	9	1	95	24	-7	0	0	21	120
Northam Branch	0	0	7	6	2	0	0	1	0	16	10	0	3	1	0	14	3	0	0	0	2	18
Roebourne Branch	0	0	3	9	1	0	0	6	0	19	11	5	2	0	0	18	6	-3	0	0	1	20
South East Metro	0	0	39	101	43	5	1	11	0	199	79	15	69	13	3	179	21	-6	0	0	48	247
South Hedland Branch	0	0	5	13	8	0	0	3	0	29	17	6	1	0	0	24	3	1	0	0	5	34
South West Metro Youth Justice Services	0	0	27	40	40	1	2	17	0	125	42	7	60	9	0	118	24	-3	0	0	37	162
Wyndham Y&FSS	0	0	0	0	0	0	0	0	0	0	0	0	0	0	0	0	0	0	0	0	0	0
<b>TOTAL Branches</b>	<b>0</b>	<b>0</b>	<b>204</b>	<b>380</b>	<b>170</b>	<b>9</b>	<b>6</b>	<b>99</b>	<b>0</b>	<b>862</b>	<b>404</b>	<b>77</b>	<b>272</b>	<b>51</b>	<b>4</b>	<b>808</b>	<b>166</b>	<b>-4</b>	<b>40</b>	<b>34</b>	<b>230</b>	<b>1132</b>



Juvenile Community Justice Service Orders Valid as at 20/10/2011 00:00 hrs											Distinct Persons on Orders											
Branch	AISO	ACBO	IYSO	YCBO	JCRO	CWO	INOR	SRO	BAIL	Total Orders	AB Male	AB Fem	Non AB Male	Non AB Fem	Not Recorded	Total Distinct Persons	Special Risk	Variation Total Distinct Persons on previous week	JJTM Referrals	JJTM Distinct Persons	Reports	Total Services
Albany JJ Team	0	0	0	0	0	0	0	0	0	0	0	0	0	0	0	0	0	1	30	25	0	30
Broome JJ Team	0	0	0	0	0	0	0	0	0	0	0	0	0	0	0	0	0	1	41	33	0	41
Bunbury JJ Team	0	0	0	0	0	0	0	0	0	0	0	0	0	0	0	0	0	-7	28	23	0	28
Central Metro JJT	0	0	0	0	0	0	0	0	0	0	0	0	0	0	0	0	0	1	91	77	1	92
Geraldton JJ Team	0	0	0	0	0	0	0	0	0	0	0	0	0	0	0	0	0	6	17	17	0	17
Halls Creek JJ Team	0	0	0	0	0	0	0	0	0	0	0	0	0	0	0	0	0	0	0	0	0	0
Kalgoorlie JJ Team	0	0	0	0	0	0	0	0	0	0	0	0	0	0	0	0	0	-1	8	8	0	8
Karratha JJ Team	0	0	0	0	0	0	0	0	0	0	0	0	0	0	0	0	0	11	28	25	0	28
Kununurra JJ Team	0	0	0	0	0	0	0	0	0	0	0	0	0	0	0	0	0	-8	49	34	0	49
Meekatharra JJ Team	0	0	0	0	0	0	0	0	0	0	0	0	0	0	0	0	0	0	0	0	0	0
Newman JJ Team	0	0	0	0	0	0	0	0	0	0	0	0	0	0	0	0	0	3	6	6	0	6
North Metro JJ Team	0	0	0	0	0	0	0	0	0	0	0	0	0	0	0	0	0	-3	52	50	0	52
Northam JJ Team	0	0	0	0	0	0	0	0	0	0	0	0	0	0	0	0	0	-3	13	13	0	13
Roebourne JJ Team	0	0	0	0	0	0	0	0	0	0	0	0	0	0	0	0	1	8	17	14	0	17
South East Metro JJ Team	0	0	0	0	0	0	0	0	0	0	0	0	0	0	0	0	0	1	51	49	1	52
South Hedland JJ Team	0	0	0	0	0	0	0	0	0	0	0	0	0	0	0	0	0	22	40	31	0	40
South West Metro JJ Team	0	0	0	0	0	0	0	0	0	0	0	0	0	0	0	0	0	-4	74	66	7	81
<b>TOTAL JJ Team</b>	<b>0</b>	<b>0</b>	<b>0</b>	<b>0</b>	<b>0</b>	<b>0</b>	<b>0</b>	<b>0</b>	<b>0</b>	<b>0</b>	<b>0</b>	<b>0</b>	<b>0</b>	<b>0</b>	<b>0</b>	<b>0</b>	<b>1</b>	<b>28</b>	<b>545</b>	<b>471</b>	<b>9</b>	<b>554</b>
Court Assessment and Treatment Service	0	0	0	0	0	0	0	0	0	0	0	0	0	0	0	0	0	4	0	0	19	19
Geraldton Y & FSS	0	0	0	0	0	0	0	0	0	0	0	0	0	0	0	0	1	1	0	0	0	0
Killara Youth Services	0	0	0	0	0	0	0	0	0	0	0	0	0	0	0	0	0	3	0	0	0	0
<b>TOTAL Others</b>	<b>0</b>	<b>0</b>	<b>0</b>	<b>0</b>	<b>0</b>	<b>0</b>	<b>0</b>	<b>0</b>	<b>0</b>	<b>0</b>	<b>0</b>	<b>0</b>	<b>0</b>	<b>0</b>	<b>0</b>	<b>0</b>	<b>1</b>	<b>8</b>	<b>0</b>	<b>0</b>	<b>19</b>	<b>19</b>
<b>Not Recorded</b>	<b>0</b>	<b>0</b>	<b>0</b>	<b>0</b>	<b>0</b>	<b>0</b>	<b>0</b>	<b>0</b>	<b>0</b>	<b>0</b>	<b>0</b>	<b>0</b>	<b>0</b>	<b>0</b>	<b>0</b>	<b>0</b>	<b>0</b>	<b>0</b>	<b>0</b>	<b>0</b>	<b>0</b>	<b>0</b>
<b>TOTAL Not Recorded</b>	<b>0</b>	<b>0</b>	<b>0</b>	<b>0</b>	<b>0</b>	<b>0</b>	<b>0</b>	<b>0</b>	<b>0</b>	<b>0</b>	<b>0</b>	<b>0</b>	<b>0</b>	<b>0</b>	<b>0</b>	<b>0</b>	<b>0</b>	<b>0</b>	<b>0</b>	<b>0</b>	<b>0</b>	<b>0</b>
<b>GRAND TOTAL</b>	<b>0</b>	<b>0</b>	<b>204</b>	<b>380</b>	<b>170</b>	<b>9</b>	<b>6</b>	<b>99</b>	<b>0</b>	<b>862</b>	<b>404</b>	<b>77</b>	<b>272</b>	<b>51</b>	<b>4</b>	<b>808</b>	<b>168</b>	<b>32</b>	<b>585</b>	<b>505</b>	<b>258</b>	<b>1705</b>
% of Total Orders	0.00%	0.00%	23.67%	44.08%	19.72%	1.04%	0.70%	11.48%	0.00%	100.00%	50.00%	9.53%	33.66%	6.31%	0.50%	Average Supervised Orders / Person		1.07				





**Adults Offenders in Custody as at 27/10/2011 00:00 Hours. Count by Facility, Status, Ethnicity and Gender.**

This includes all persons in workcamps and in hospital and lockup.

FACILITY	Sentenced							Unsentenced							Total
	Aboriginal			Non-Aboriginal			Total	Aboriginal			Non-Aboriginal			Total	
	MALE	FEMALE	Total	MALE	FEMALE	Total		MALE	FEMALE	Total	MALE	FEMALE	Total		
ACACIA PRISON	381	0	381	612	0	612	993	0	0	0	2	0	2	2	995
ALBANY REGIONAL PRISON	100	0	100	183	0	183	283	5	0	5	24	0	24	29	312
BANDYUP WOMENS PRISON	0	68	68	0	96	96	164	0	28	28	0	42	42	70	234
BORONIA PRE RELEASE CENTRE	0	6	6	0	71	71	77	0	0	0	0	0	0	0	77
BROOME REGIONAL PRISON	72	3	75	21	0	21	96	11	3	14	1	0	1	15	111
BUNBURY REGIONAL PRISON	48	0	48	255	0	255	303	10	0	10	22	0	22	32	335
CASUARINA PRISON	222	0	222	317	0	317	539	60	0	60	23	0	23	83	622
EASTERN GOLDFIELDS REGIONAL PRISON	57	14	71	28	1	29	100	14	5	19	7	0	7	26	126
GREENOUGH REGIONAL PRISON	194	14	208	32	4	36	244	30	1	31	4	0	4	35	279
HAKEA PRISON	59	0	59	181	0	181	240	160	0	160	362	0	362	522	762
KARNET PRISON FARM	30	0	30	206	0	206	236	0	0	0	0	0	0	0	236
PARDELUP PRISON FARM	4	0	4	88	0	88	92	0	0	0	0	0	0	0	92
ROEBOURNE REGIONAL PRISON	100	5	105	10	1	11	116	47	5	52	2	0	2	54	170
WOOROLOO PRISON FARM	49	0	49	315	0	315	364	0	0	0	1	0	1	1	365
<b>Total</b>	<b>1316</b>	<b>110</b>	<b>1426</b>	<b>2248</b>	<b>173</b>	<b>2421</b>	<b>3847</b>	<b>337</b>	<b>42</b>	<b>379</b>	<b>448</b>	<b>42</b>	<b>490</b>	<b>869</b>	<b>4716</b>



**Juvenile Offenders in Detention as at 27/10/2011 00:00 Hours. Count by Facility, Status, Ethnicity and Gender.**

FACILITY	Sentenced						Unsentenced						Total	
	Aboriginal			Non-Aboriginal		Total	Aboriginal			Non-Aboriginal		Total		
	MALE	FEMALE	Total	MALE	Total		MALE	FEMALE	Total	MALE	FEMALE			Total
BANKSIA HILL DETENTION CENTRE	61	0	61	32	32	93	9	0	9	6	0	6	15	108
RANGEVIEW REMAND CENTRE	6	2	8	1	1	9	36	7	43	15	1	16	59	68
<b>Total</b>	<b>67</b>	<b>2</b>	<b>69</b>	<b>33</b>	<b>33</b>	<b>102</b>	<b>45</b>	<b>7</b>	<b>52</b>	<b>21</b>	<b>1</b>	<b>22</b>	<b>74</b>	<b>176</b>



**Prisoners in Custody of Hospital or Police Lockup as at 27/10/2011 00:00 Hours.**

Parent Facility and Prisoner Locations		Sentenced			Unsentenced			Total	
		A	N	Total	A		N		Total
		MALE	MALE		MALE	FEMALE	MALE		
BANDYUP WOMENS PRISON	BAND EU LONGTERM HOSPITAL	0	0	0	0	1	0	1	1
CASUARINA PRISON	CASU EU LONGTERM HOSPITAL	1	2	3	3	0	0	3	6
HAKEA PRISON	HAKE EU POLICE LOCKUP	0	6	6	0	0	0	0	6
	HAKE EU LONGTERM HOSPITAL	0	0	0	0	0	2	2	2
	GRAYLANDS HOSPITAL	0	0	0	1	0	1	2	2
KARNET PRISON FARM	HEALTH APPOINTMENT	0	1	1	0	0	0	0	1
ACACIA PRISON	HOSPITAL ADMISSION OVERNIGHT	2	1	3	0	0	0	0	3
WOOROLOO PRISON FARM	JOONDALUP LOCKUP	0	1	1	0	0	0	0	1
<b>Total</b>		<b>3</b>	<b>11</b>	<b>14</b>	<b>4</b>	<b>1</b>	<b>3</b>	<b>8</b>	<b>22</b>



**Prisoners in Custody of WorkCamp as at 27/10/2011 00:00 Hours.**

Parent Facility and WorkCamp Locations		Sentenced			Total
		Aboriginal	Non-Aboriginal	Total	
		MALE	MALE		
<b>BROOME REGIONAL PRISON</b>	<b>WYNDHAM WORK CAMP</b>	<b>9</b>	<b>2</b>	<b>11</b>	<b>11</b>
<b>EASTERN GOLDFIELDS REGIONAL PRISON</b>	<b>WARBURTON WORKCAMP</b>	<b>4</b>	<b>0</b>	<b>4</b>	<b>4</b>
<b>PARDELUP PRISON FARM</b>	<b>WALPOLE WORK CAMP</b>	<b>0</b>	<b>11</b>	<b>11</b>	<b>11</b>
<b>ROEBOURNE REGIONAL PRISON</b>	<b>MILLSTREAM WORKCAMP</b>	<b>7</b>	<b>2</b>	<b>9</b>	<b>9</b>
<b>WOOROLOO PRISON FARM</b>	<b>KELLERBERRIN WORKCAMP</b>	<b>1</b>	<b>10</b>	<b>11</b>	<b>11</b>
<b>Total</b>		<b>21</b>	<b>25</b>	<b>46</b>	<b>46</b>