



Weekly Offender Statistics (WOS) Report as at 29/09/2011 00:00 hours



Performance and Statistics
Department of Corrective Services

Generated On: 29/09/2011 11:29:24 AM

Generated by: JUSTICE\GrzelecA



Report Notes

Report Title Weekly Offender Statistics (WOS) Report

Report Designer Performance and Statistics Team

Last Modified

Report Data Source WOSdb in the Analysis Platform

Data Guidelines

This report shows a weekly snapshot of the Adult and Juvenile custodial systems and the variation between weekly snapshots as well as a rolling five year history of the snapshot reports in graphical form.



Legend:

Adult OrderType Codes

CB - Community Based Orders

CE - CEO Parole / Short Term Parole Orders

CSI - Conditional Suspended Imprisonment Orders

DS - Dangerous Sex Offender Orders

HB - Conditional/ Monitored Bail Orders

IS - Intensive Supervision Orders

PA - Parole Orders

PO - Probation Orders

PS - Pre-Sentence Orders

WD - Work and Development Orders

WR/RR - Work Release or ReEntry Release Orders



Legend: Juvenile OrderTypes

AISO - Adult Intensive Supervision Order
ACBO - Adult Community Based Order
BAIL - Supervising Bail
CONF - Court Conferencing Referral
CUST - Juvenile Detention Support
CWO - Community Work Order
DBWT - Deferred Bench Warrant
INOR - Interstate Order
IYSO - Intensive Youth Supervision Order
JCRO - Juvenile Conditional Release Order
JTMP - Juvenile Drug Court (CATS) Treatment Mgmt Plan
JJTM - JJ Team Referral
PREV - Prevention
PRIS - Adult Prison Support
SRO - Supervised Release Order
YCBO - Youth Community Based Order

All Reports:

Includes: Adult Pre-sentence Report
Breach of Adult Court Order Report
Breach of Juvenile Court Order Report
Breach of SRO Report (S.144 - non-compliance)
Breach of SRO Report (S.145 - offending)
Combined Juvenile Court Report & Adult PSR
Court Report
Court Conference Referral Report
Juvenile Court Diversion Assessment



Weekly Offender Statistics - Thursday Prisoner Population Report as at 29/09/2011 00:00 hours

Adult Prisoner Population

	Count	% of Total	Previous Count	Variation
Total *	4697		4694	3
Sentenced	3797	80.8%	3802	-5
Remand	882	18.8%	869	13
Aboriginal	1779	37.9%	1789	-10
Female	359	7.6%	343	16
Hospital/Lockup	18	0.4%	23	-5
Fine Defaulters:				
State ^	18	0.4%	28	-10
Federal	0	0.0%	0	0
By Facility				
Acacia	992	21.1%	994	-2
Albany	304	6.5%	309	-5
Bandyup	230	4.9%	219	11
Boronia Pre release	80	1.7%	78	2
Broome	113	2.4%	121	-8
Bunbury	325	6.9%	342	-17
Casuarina	605	12.9%	570	35
Eastern Goldfields	130	2.8%	131	-1
Greenough	283	6.0%	284	-1
Hakea	791	16.8%	797	-6
Karnet	238	5.1%	238	0
Pardelup	94	2.0%	93	1
Roebourne	150	3.2%	150	0
Woorloo	362	7.7%	368	-6
Alternatives to Imprisonment (inc Early release, Bail and Pre-Sentence orders)				
CEO/Short Term Parole	88	9.4%	89	-1
Conditional Bail	238	25.5%	234	4
Cwlth Parole	12	1.3%	12	0
Interstate parole	5	0.5%	6	-1
Monitored Bail	0	0.0%	0	0
Pre-Sentence	198	21.2%	199	-1
State Parole	306	32.7%	311	-5
Work Rel. or Re-Entry	0	0.0%	0	0

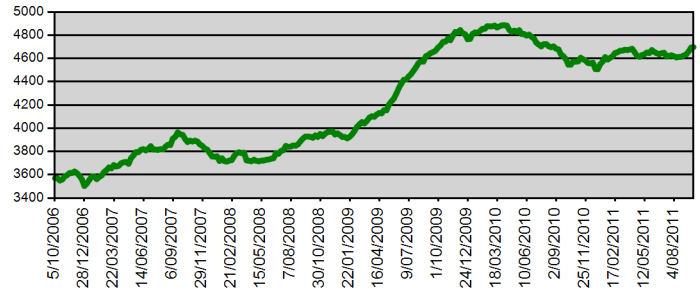
Juvenile Custodial Population

Total	181		186	-5
Sentenced	107	59.1%	106	1
Unsentenced	74	40.9%	80	-6
Aboriginal	116	64.1%	118	-2
Female	18	9.9%	17	1
Supervised Bail	57		49	8
By Facility				
Banksia Hill	112	61.9%	109	3
Range View	69	38.1%	77	-8

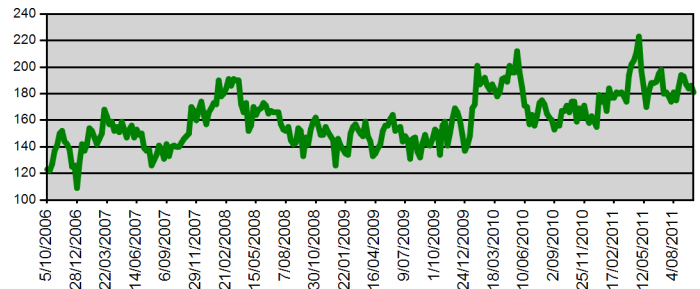
* Includes Hospital/Lockup
^ Includes cases where fine defaulters have a current remand warrant

Trends in Justice - Rolling Five Year History

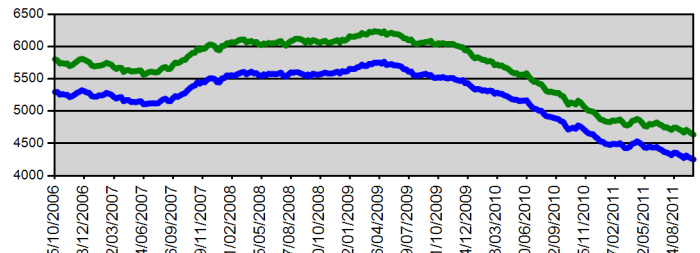
Adult Prisoner Population - Rolling 5 Year Snapshot



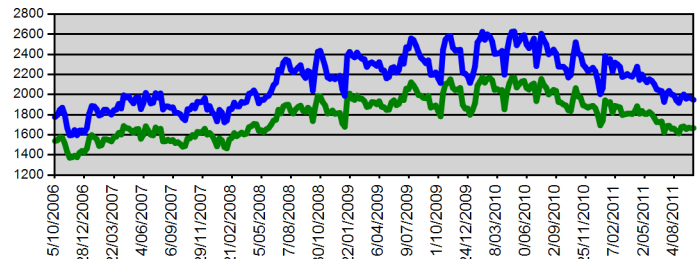
Juvenile Detention Population - Rolling 5 Year Snapshot



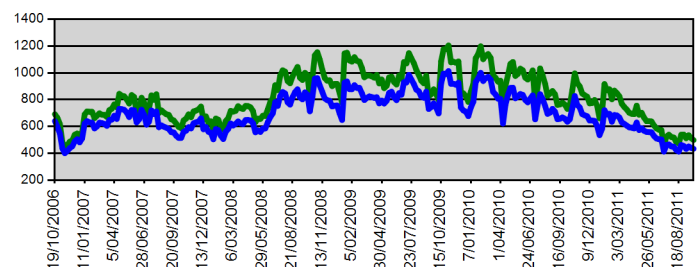
Adult Community Corrections - Orders and Offenders - Rolling 5 Year Snapshot



Juvenile Community Justice - Orders and Offenders - Rolling 5 Year Snapshot



Juvenile Community Justice - JJTeam Referrals and Distinct Persons - Snapshot (Since 19 Oct 2006)





Adult Community Justice Service Orders Valid as at 22/09/2011 00:00 hours														Distinct Persons						
Branch	IS	CB	CSI	DS	PS	PO	HB	CE	PA	WR / RR	WD	Total Count Orders	Distinct Persons Special / High Risk	Variation Total Distinct Persons	Aboriginal Male	Aboriginal Female	Non-Aboriginal Male	Non-Aboriginal Female	Not Recorded	Total Distinct Persons
Albany	10	53	15	1	7	0	13	1	10	0	11	121	4	1	19	7	63	15	0	104
Broome	47	44	15	1	6	0	0	2	3	0	40	158	4	4	104	26	15	3	3	151
Bunbury	67	124	29	2	7	0	12	3	11	0	9	264	11	-2	34	19	135	41	1	230
Busselton	29	53	11	0	3	1	2	0	7	0	6	112	5	3	6	4	61	18	1	90
Carnarvon	7	33	6	1	0	0	0	0	2	0	5	54	1	3	31	9	8	3	1	52
Central Breach Unit	2	0	0	0	0	0	0	0	0	0	0	2	0	1	0	0	1	0	0	1
Central East Metro	81	125	37	5	9	0	2	2	32	0	6	299	25	2	39	25	176	39	1	280
Central Law Court	0	0	0	0	0	0	10	0	0	0	0	10	0	1	3	0	5	0	1	9
Central West Metro	96	153	54	0	7	4	17	12	42	0	11	396	24	0	36	16	246	65	5	368
Court Assessment Treatment	1	3	0	0	35	0	50	0	0	0	1	90	36	1	11	5	28	9	0	53
Esperance	9	21	4	0	8	0	0	2	1	0	1	46	2	3	13	7	16	5	2	43
Geraldton	39	85	22	0	1	0	10	2	5	0	4	168	2	-2	64	26	54	14	0	158
Halls Creek	26	18	5	0	3	0	0	0	1	0	35	88	3	-2	58	16	2	0	7	83
Kalgoorlie	43	57	11	0	34	1	17	5	6	0	23	197	5	-12	85	37	36	14	1	173
Karratha	14	16	4	0	0	0	1	5	3	0	3	46	1	-1	21	9	10	1	0	41
Katanning	7	12	7	0	2	0	1	0	0	0	3	32	0	-2	12	3	15	0	0	30
Kununurra	39	20	5	0	9	0	0	0	1	0	23	97	4	-9	57	22	5	0	1	85
Mandurah	32	65	27	0	1	1	14	1	7	0	7	155	7	1	18	2	104	21	0	145
Meekatharra	3	33	3	0	0	1	0	1	0	0	2	43	0	-5	23	12	2	0	0	37
Narrogin	9	29	4	0	1	0	2	0	1	0	1	47	3	0	16	4	17	4	4	45
Newman	10	22	2	0	2	0	0	3	1	0	1	41	2	0	24	7	8	0	1	40
North East Metro	82	137	48	2	13	0	15	11	36	0	8	352	17	1	57	23	210	41	6	337
North West Metro	164	192	82	0	17	2	18	13	53	0	9	550	13	-4	56	17	369	65	0	507
Northam	17	49	11	0	1	0	0	0	6	0	5	89	7	-2	19	15	37	8	1	80
Rockingham	55	109	38	1	12	0	9	2	27	0	14	267	8	1	26	8	178	37	0	249
Roebourne	16	12	3	0	1	0	1	6	1	0	14	54	1	3	31	10	8	1	1	51
South East Metro	118	195	65	4	6	0	26	4	33	0	10	461	18	-3	69	24	286	49	2	430
South Hedland	39	33	14	0	4	0	0	10	4	0	20	124	5	3	76	22	17	2	4	121
South West Coasta	76	98	34	1	9	2	18	3	30	0	2	273	13	0	24	13	179	42	1	259
TOTAL	1138	1791	556	18	198	12	238	88	323	0	274	4636	221	-16	1032	388	2291	497	44	4252
% of Total Orders	24.55%	38.63%	11.99%	0.39%	4.27%	0.26%	5.13%	1.90%	6.97%	0.00%	5.91%	Average orders/person		1.09	24.27%	9.13%	53.88%	11.69%	1.03%	100.00%



Branch	Juvenile Community Justice Service Orders Valid as at 22/09/2011 00:00 hrs										Distinct Persons on Orders							Reports	Total Services			
	AISO	ACBO	IYSO	YCBO	JCRO	CWO	INOR	SRO	BAIL	Total Orders	AB Male	AB Fem	Non AB Male	Non AB Fem	Not Recorded	Total Distinct Persons	Special Risk			Variation Total Distinct Persons on previous week	JJTM Referrals	JJTM Distinct Persons
Albany Branch	0	0	3	3	3	0	1	0	0	9	6	0	2	1	0	9	3	-1	1	1	2	12
Broome RYJS	0	0	11	14	11	1	0	11	0	48	39	4	1	0	0	44	10	-7	0	0	4	52
Broome Y&FSS	0	0	0	0	0	0	0	0	0	0	0	0	0	0	0	0	1	-3	0	0	0	0
Bunbury Branch	0	0	11	20	4	0	0	4	0	39	10	2	19	4	1	36	5	2	0	0	14	53
Busselton Branch	0	0	1	4	2	0	0	1	0	8	1	0	6	1	0	8	0	1	0	0	5	13
Carnarvon Branch	0	0	0	0	0	0	0	0	0	0	0	0	0	0	0	0	0	0	6	6	0	6
Carnarvon RYJS	0	0	3	9	1	0	0	1	0	14	7	5	2	0	0	14	1	0	0	0	3	17
Central Metro YJS	0	0	26	33	16	0	0	19	0	94	35	11	37	4	3	90	41	8	0	0	43	137
Christmas & Cocos Islands	0	0	0	0	0	0	0	0	0	0	0	0	0	0	0	0	0	0	0	0	0	0
Derby Y&FSS	0	0	0	0	0	0	0	0	0	0	0	0	0	0	0	0	0	0	0	0	0	0
Esperance Branch	0	0	0	1	3	0	0	0	0	4	2	0	2	0	0	4	0	-1	1	1	1	6
Fitzroy Crossing Y&FSS	0	0	0	0	0	0	0	0	0	0	0	0	0	0	0	0	0	0	0	0	0	0
Geraldton RYJS	0	0	8	31	3	0	0	4	0	46	26	6	8	2	0	42	8	0	0	0	8	54
Goldfields Y & FSS	0	0	0	0	0	0	0	0	0	0	0	0	0	0	0	0	0	-1	0	0	0	0
Halls Creek Branch	0	0	2	4	2	0	0	0	0	8	7	1	0	0	0	8	1	1	0	0	4	12
Halls Creek Y&FSS	0	0	0	0	0	0	0	0	0	0	0	0	0	0	0	0	0	0	0	0	0	0
Kalgoorlie YJS	0	0	4	14	6	0	0	3	0	27	21	1	3	2	0	27	5	-2	2	2	10	39
Karratha Branch	0	0	3	12	5	0	0	1	0	21	12	4	4	1	0	21	3	-1	0	0	5	26
Katanning Branch	0	0	0	0	0	0	0	0	0	0	0	0	0	0	0	0	0	0	0	0	0	0
Kununurra RYJS	0	0	8	7	5	0	0	2	0	22	19	1	0	0	0	20	7	-1	0	0	5	27
Kununurra Y&FSS	0	0	0	0	0	0	0	0	0	0	0	0	0	0	0	0	0	-1	0	0	0	0
Meekatharra Branch	0	0	6	12	2	0	0	0	0	20	19	1	0	0	0	20	3	0	9	8	3	32
Narrogin Branch	0	0	3	3	0	0	1	0	0	6	3	1	2	0	0	6	1	0	15	13	3	24
Newman Branch	0	0	7	5	0	0	0	0	0	12	9	1	2	0	0	12	0	0	0	0	3	15
North Metro YJS	0	0	33	43	19	1	1	8	0	104	31	7	55	9	2	104	18	1	0	0	30	134
Northam Branch	0	0	6	4	1	0	0	1	0	12	7	0	2	1	0	10	2	0	0	0	4	16
Roebourne Branch	0	0	4	13	2	0	0	4	0	23	15	7	1	0	0	23	6	0	0	0	2	25
South East Metro	0	0	51	98	44	5	2	12	0	210	80	14	79	17	5	195	22	10	0	0	38	248
South Hedland Branch	0	0	2	9	11	0	0	3	0	25	19	4	0	0	0	23	5	0	0	0	10	35
South West Metro Youth Justice Services	0	0	30	36	38	1	2	18	0	123	45	6	56	6	3	116	24	0	0	0	30	153
Wyndham Y&FSS	0	0	0	0	0	0	0	0	0	0	0	0	0	0	0	0	0	0	0	0	0	0
TOTAL Branches	0	0	222	375	178	8	7	92	0	875	413	76	281	48	14	832	166	5	34	31	227	1136



Branch	Juvenile Community Justice Service Orders Valid as at 22/09/2011 00:00 hrs										Distinct Persons on Orders							Reports	Total Services			
	AISO	ACBO	IYSO	YCBO	JCRO	CWO	INOR	SRO	BAIL	Total Orders	AB Male	AB Fem	Non AB Male	Non AB Fem	Not Recorded	Total Distinct Persons	Special Risk			Variation Total Distinct Persons on previous week	JJTM Referrals	JJTM Distinct Persons
Albany JJ Team	0	0	0	0	0	0	0	0	0	0	0	0	0	0	0	0	0	1	6	5	0	6
Broome JJ Team	0	0	0	0	0	0	0	0	0	0	0	0	0	0	0	0	0	-4	46	37	0	46
Bunbury JJ Team	0	0	0	0	0	0	0	0	0	0	0	0	0	0	0	0	1	-4	22	21	0	22
Central Metro JJT	0	0	0	0	0	0	0	0	0	0	0	0	0	0	0	0	1	2	72	60	0	72
Geraldton JJ Team	0	0	0	0	0	0	0	0	0	0	0	0	0	0	0	0	0	0	14	8	0	14
Halls Creek JJ Team	0	0	0	0	0	0	0	0	0	0	0	0	0	0	0	0	0	0	0	0	0	0
Kalgoorlie JJ Team	0	0	0	0	0	0	0	0	0	0	0	0	0	0	0	0	0	2	9	9	0	9
Karratha JJ Team	0	0	0	0	0	0	0	0	0	0	0	0	0	0	0	0	0	0	2	2	0	2
Kununurra JJ Team	0	0	0	0	0	0	0	0	0	0	0	0	0	0	0	0	0	-4	32	26	0	32
Newman JJ Team	0	0	0	0	0	0	0	0	0	0	0	0	0	0	0	0	0	-4	5	5	0	5
North Metro JJ Team	0	0	0	0	0	0	0	0	0	0	0	0	0	0	0	0	0	4	48	47	0	48
Northam JJ Team	0	0	0	0	0	0	0	0	0	0	0	0	0	0	0	0	0	4	12	12	0	12
Roebourne JJ Team	0	0	0	0	0	0	0	0	0	0	0	0	0	0	0	0	1	-2	23	17	0	23
South East Metro JJ Team	0	0	0	0	0	0	0	0	0	0	0	0	0	0	0	0	0	-3	61	56	3	64
South Hedland JJ Team	0	0	0	0	0	0	0	0	0	0	0	0	0	0	0	0	0	3	31	25	0	31
South West Metro JJ Team	0	0	0	0	0	0	0	0	0	0	0	0	0	0	0	0	0	-2	81	72	8	89
TOTAL JJ Team	0	0	0	0	0	0	0	0	0	0	0	0	0	0	0	0	3	-7	464	402	11	475
Court Assessment and Treatment Service	0	0	0	0	0	0	0	0	0	0	0	0	0	0	0	0	0	0	0	0	10	10
Geraldton Y & FSS	0	0	0	0	0	0	0	0	0	0	0	0	0	0	0	0	1	4	0	0	0	0
Killara Youth Services	0	0	0	0	0	0	0	0	0	0	0	0	0	0	0	0	1	-1	0	0	0	0
TOTAL Others	0	0	0	0	0	0	0	0	0	0	0	0	0	0	0	0	2	3	0	0	10	10
Not Recorded	0	0	0	0	0	0	0	0	0	0	0	0	0	0	0	0	0	0	0	0	0	0
TOTAL Not Recorded	0	0	0	0	0	0	0	0	0	0	0	0	0	0	0	0	0	0	0	0	0	0
GRAND TOTAL	0	0	222	375	178	8	7	92	0	875	413	76	281	48	14	832	171	1	498	433	248	1621
% of Total Orders	0.00%	0.00%	25.37%	42.86%	20.34%	0.91%	0.80%	10.51%	0.00%	100.00%	49.64%	9.13%	33.77%	5.77%	1.68%	Average Supervised Orders / Person		1.05				



Adults Offenders in Custody as at 29/09/2011 00:00 Hours. Count by Facility, Status, Ethnicity and Gender.

This includes all persons in workcamps and in hospital and lockup.

FACILITY	Sentenced							Unsentenced							Total
	Aboriginal			Non-Aboriginal			Total	Aboriginal			Non-Aboriginal			Total	
	MALE	FEMALE	Total	MALE	FEMALE	Total		MALE	FEMALE	Total	MALE	FEMALE	Total		
ACACIA PRISON	380	0	380	611	0	611	991	0	0	0	1	0	1	1	992
ALBANY REGIONAL PRISON	94	0	94	174	0	174	268	4	0	4	32	0	32	36	304
BANDYUP WOMENS PRISON	0	70	70	0	99	99	169	0	32	32	0	29	29	61	230
BORONIA PRE RELEASE CENTRE	0	9	9	0	71	71	80	0	0	0	0	0	0	0	80
BROOME REGIONAL PRISON	77	5	82	22	0	22	104	6	3	9	0	0	0	9	113
BUNBURY REGIONAL PRISON	45	0	45	251	0	251	296	6	0	6	23	0	23	29	325
CASUARINA PRISON	211	0	211	310	0	310	521	61	0	61	23	0	23	84	605
EASTERN GOLDFIELDS REGIONAL PRISON	57	11	68	26	0	26	94	22	3	25	10	1	11	36	130
GREENOUGH REGIONAL PRISON	200	11	211	32	4	36	247	31	2	33	3	0	3	36	283
HAKEA PRISON	49	0	49	198	0	198	247	170	0	170	374	0	374	544	791
KARNET PRISON FARM	30	0	30	208	0	208	238	0	0	0	0	0	0	0	238
PARDELUP PRISON FARM	5	0	5	89	0	89	94	0	0	0	0	0	0	0	94
ROEBOURNE REGIONAL PRISON	84	7	91	8	1	9	100	47	1	48	2	0	2	50	150
WOOROLOO PRISON FARM	46	0	46	315	0	315	361	0	0	0	1	0	1	1	362
Total	1278	113	1391	2244	175	2419	3810	347	41	388	469	30	499	887	4697



Juvenile Offenders in Detention as at 29/09/2011 00:00 Hours. Count by Facility, Status, Ethnicity and Gender.															
FACILITY	Sentenced							Unsentenced							Total
	Aboriginal			Non-Aboriginal			Total	Aboriginal			Non-Aboriginal			Total	
	MALE	FEMALE	Total	MALE	FEMALE	Total		MALE	FEMALE	Total	MALE	FEMALE	Total		
BANKSIA HILL DETENTION CENTRE	59	0	59	36	0	36	95	10	0	10	7	0	7	17	112
RANGEVIEW REMAND CENTRE	5	4	9	2	1	3	12	27	11	38	17	2	19	57	69
Total	64	4	68	38	1	39	107	37	11	48	24	2	26	74	181



Prisoners in Custody of Hospital or Police Lockup as at 29/09/2011 00:00 Hours.

Parent Facility and Prisoner Locations		Sentenced			Unsentenced			Total
		A	N	Total	A	N	Total	
		MALE	MALE		MALE	MALE		
CASUARINA PRISON	CASU EU LONGTERM HOSPITAL	1	1	2	2	0	2	4
HAKEA PRISON	HAKE EU POLICE LOCKUP	0	6	6	0	0	0	6
	GRAYLANDS HOSPITAL	0	1	1	2	0	2	3
	HAKE EU LONGTERM HOSPITAL	0	0	0	0	1	1	1
ACACIA PRISON	HOSPITAL ADMISSION OVERNIGHT	2	1	3	0	0	0	3
WOOROLOO PRISON FARM	JOONDALUP LOCKUP	0	1	1	0	0	0	1
Total		3	10	13	4	1	5	18



Prisoners in Custody of WorkCamp as at 29/09/2011 00:00 Hours.

Parent Facility and WorkCamp Locations		Sentenced			Total
		Aboriginal	Non-Aboriginal	Total	
		MALE	MALE		
BROOME REGIONAL PRISON	WYNDHAM WORK CAMP	11	3	14	14
EASTERN GOLDFIELDS REGIONAL PRISON	WARBURTON WORKCAMP	3	0	3	3
PARDELUP PRISON FARM	WALPOLE WORK CAMP	0	11	11	11
ROEBOURNE REGIONAL PRISON	MILLSTREAM WORKCAMP	6	2	8	8
WOOROLOO PRISON FARM	KELLERBERRIN WORKCAMP	1	8	9	9
Total		21	24	45	45