



Weekly Offender Statistics (WOS) Report as at 15/09/2011 00:00 hours



Performance and Statistics
Department of Corrective Services

Generated On: 15/09/2011 9:25:25 AM

Generated by: JUSTICE\GrzelecA



Report Notes

Report Title Weekly Offender Statistics (WOS) Report

Report Designer Performance and Statistics Team

Last Modified

Report Data Source WOSdb in the Analysis Platform

Data Guidelines

This report shows a weekly snapshot of the Adult and Juvenile custodial systems and the variation between weekly snapshots as well as a rolling five year history of the snapshot reports in graphical form.



Legend:

Adult OrderType Codes

CB - Community Based Orders

CE - CEO Parole / Short Term Parole Orders

CSI - Conditional Suspended Imprisonment Orders

DS - Dangerous Sex Offender Orders

HB - Conditional/ Monitored Bail Orders

IS - Intensive Supervision Orders

PA - Parole Orders

PO - Probation Orders

PS - Pre-Sentence Orders

WD - Work and Development Orders

WR/RR - Work Release or ReEntry Release Orders



Legend: Juvenile OrderTypes

AISO - Adult Intensive Supervision Order
ACBO - Adult Community Based Order
BAIL - Supervising Bail
CONF - Court Conferencing Referral
CUST - Juvenile Detention Support
CWO - Community Work Order
DBWT - Deferred Bench Warrant
INOR - Interstate Order
IYSO - Intensive Youth Supervision Order
JCRO - Juvenile Conditional Release Order
JTMP - Juvenile Drug Court (CATS) Treatment
Mgmt Plan
JJTM - JJ Team Referral
PREV - Prevention
PRIS - Adult Prison Support
SRO - Supervised Release Order
YCBO - Youth Community Based Order

All Reports:

Includes: Adult Pre-sentence Report
Breach of Adult Court Order Report
Breach of Juvenile Court Order Report
Breach of SRO Report (S.144 - non-compliance)
Breach of SRO Report (S.145 - offending)
Combined Juvenile Court Report & Adult PSR
Court Report
Court Conference Referral Report
Juvenile Court Diversion Assessment



Weekly Offender Statistics - Thursday Prisoner Population Report as at 15/09/2011 00:00 hours

Adult Prisoner Population

	Count	% of Total	Previous Count	Variation
Total *	4661		4635	26
Sentenced	3794	81.4%	3763	31
Remand	847	18.2%	856	-9
Aboriginal	1767	37.9%	1760	7
Female	343	7.4%	343	0
Hospital/Lockup	20	0.4%	16	4
Fine Defaulters:				
State ^	38	0.8%	6	32
Federal	0	0.0%	0	0
By Facility				
Acacia	997	21.4%	1003	-6
Albany	303	6.5%	304	-1
Bandyup	216	4.6%	217	-1
Boronia Pre release	79	1.7%	80	-1
Broome	128	2.7%	125	3
Bunbury	336	7.2%	337	-1
Casuarina	570	12.2%	572	-2
Eastern Goldfields	113	2.4%	108	5
Greenough	285	6.1%	284	1
Hakea	794	17.0%	758	36
Karnet	236	5.1%	233	3
Pardelup	90	1.9%	91	-1
Roebourne	152	3.3%	156	-4
Woorloo	362	7.8%	367	-5
Alternatives to Imprisonment (inc Early release, Bail and Pre-Sentence orders)				
CEO/Short Term Parole	84	9.0%	85	-1
Conditional Bail	231	24.9%	232	-1
Cwlth Parole	12	1.3%	12	0
Interstate parole	5	0.5%	5	0
Monitored Bail	0	0.0%	0	0
Pre-Sentence	201	21.6%	198	3
State Parole	312	33.6%	314	-2
Work Rel. or Re-Entry	0	0.0%	0	0

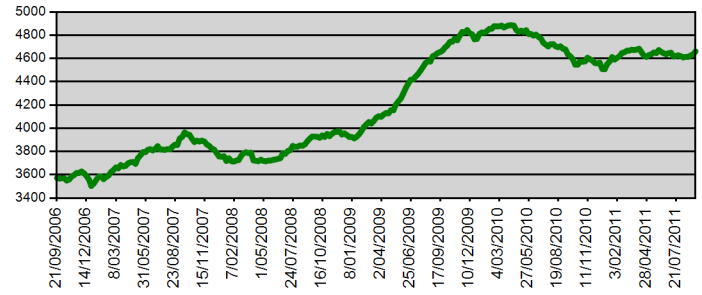
Juvenile Custodial Population

Total	184		187	-3
Sentenced	108	58.7%	117	-9
Unsentenced	76	41.3%	70	6
Aboriginal	123	66.8%	123	0
Female	17	9.2%	16	1
Supervised Bail	44		50	-6
By Facility				
Banksia Hill	116	63.0%	120	-4
Range View	68	37.0%	67	1

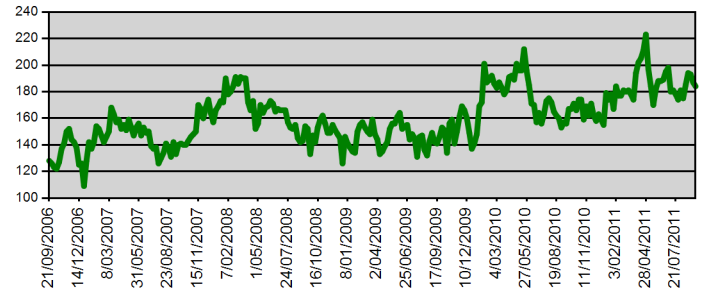
* Includes Hospital/Lockup
^ Includes cases where fine defaulters have a current remand warrant

Trends in Justice - Rolling Five Year History

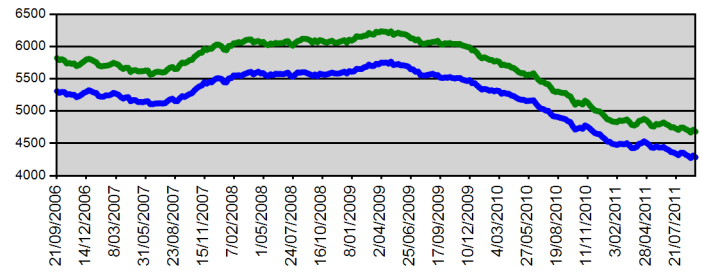
Adult Prisoner Population - Rolling 5 Year Snapshot



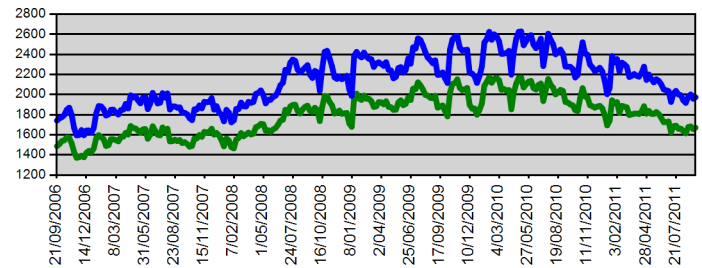
Juvenile Detention Population - Rolling 5 Year Snapshot



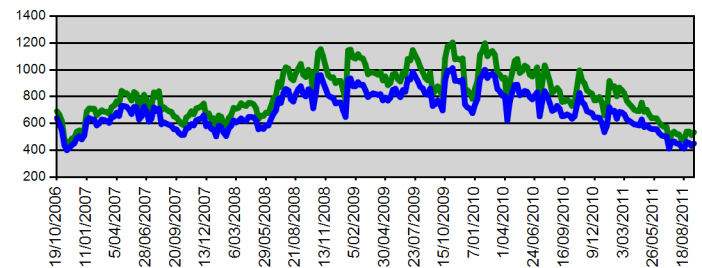
Adult Community Corrections - Orders and Offenders - Rolling 5 Year Snapshot



Juvenile Community Justice - Orders and Offenders - Rolling 5 Year Snapshot



Juvenile Community Justice - JJTeam Referrals and Distinct Persons - Snapshot (Since 19 Oct 2006)





Adult Community Justice Service Orders Valid as at 8/09/2011 00:00 hours														Distinct Persons						
Branch	IS	CB	CSI	DS	PS	PO	HB	CE	PA	WR / RR	WD	Total Count Orders	Distinct Persons Special / High Risk	Variation Total Distinct Persons	Aboriginal Male	Aboriginal Female	Non-Aboriginal Male	Non-Aboriginal Female	Not Recorded	Total Distinct Persons
Albany	10	51	15	1	8	0	13	1	10	0	10	119	4	-2	17	8	61	16	0	102
Broome	46	44	14	1	5	0	1	3	3	0	43	160	4	-1	107	24	14	3	4	152
Bunbury	70	132	29	2	6	0	10	1	13	0	8	271	10	-2	36	19	137	42	1	235
Busselton	32	48	11	0	5	1	2	0	6	0	6	111	5	-4	5	4	62	17	0	88
Carnarvon	9	35	6	1	0	0	0	0	1	0	1	53	2	0	31	10	7	3	0	51
Central East Metro	83	128	35	5	10	0	1	2	34	0	4	302	24	2	40	25	181	36	0	282
Central Law Court	0	0	0	0	0	0	10	0	0	0	0	10	0	-2	3	0	7	0	0	10
Central West Metro	95	149	52	0	6	4	18	13	39	0	12	388	24	-11	35	15	241	66	8	365
Court Assessment Treatment	1	2	1	0	34	0	49	0	0	0	1	88	35	2	10	4	27	10	0	51
Esperance	7	18	4	0	6	0	0	2	1	0	0	38	2	-1	11	5	16	4	0	36
Geraldton	40	93	22	0	0	0	11	2	4	0	6	178	3	-1	71	26	53	14	1	165
Halls Creek	27	17	5	0	4	0	0	1	1	0	28	83	2	-3	50	17	3	1	7	78
Kalgoorlie	41	58	13	0	36	1	16	5	6	0	32	208	6	3	90	42	39	14	0	185
Karratha	15	13	4	0	0	0	1	3	0	0	1	37	1	0	19	7	6	1	1	34
Katanning	7	16	7	0	2	0	1	0	0	0	3	36	0	0	12	5	16	0	0	33
Kununurra	39	25	7	0	8	0	0	0	2	0	31	112	4	-5	65	26	5	0	1	97
Mandurah	31	66	28	0	1	1	9	1	9	0	8	154	7	-5	18	2	102	22	0	144
Meekatharra	3	37	4	0	0	1	0	2	0	0	2	49	0	-2	28	12	3	0	0	43
Narrogin	9	28	4	0	1	0	2	0	1	0	1	46	3	0	15	4	16	4	4	43
Newman	10	24	2	0	2	0	0	2	1	0	1	42	1	1	28	5	8	0	0	41
North East Metro	86	135	49	2	12	0	12	11	39	0	9	355	18	-1	54	22	218	43	2	339
North West Metro	161	195	85	0	19	2	17	13	56	0	11	559	11	-8	54	19	375	67	0	515
Northam	20	49	11	0	2	0	0	0	6	0	5	93	8	0	19	15	40	8	1	83
Rockingham	55	103	38	0	13	0	12	2	27	0	16	266	8	5	25	7	182	33	1	248
Roeboorne	16	15	3	0	1	0	0	5	4	0	15	59	1	0	28	13	12	1	1	55
South East Metro	125	200	64	4	7	0	25	3	33	0	8	469	18	5	74	22	288	50	1	435
South Hedland	39	30	13	0	4	0	0	9	4	0	17	116	2	4	71	20	15	1	5	112
South West Coasta	74	102	36	1	9	2	21	3	29	0	4	281	13	-1	23	14	182	42	2	263
TOTAL	1151	1813	562	17	201	12	231	84	329	0	283	4683	216	-27	1039	392	2316	498	40	4285
% of Total Orders	24.58%	38.71%	12.00%	0.36%	4.29%	0.26%	4.93%	1.79%	7.03%	0.00%	6.04%	Average orders/person	1.09		24.25%	9.15%	54.05%	11.62%	0.93%	100.00%



Juvenile Community Justice Service Orders Valid as at 8/09/2011 00:00 hrs											Distinct Persons on Orders											
Branch	AISO	ACBO	IYSO	YCBO	JCRO	CWO	INOR	SRO	BAIL	Total Orders	AB Male	AB Fem	Non AB Male	Non AB Fem	Not Recorded	Total Distinct Persons	Special Risk	Variation Total Distinct Persons on previous week	JJTM Referrals	JJTM Distinct Persons	Reports	Total Services
Albany Branch	0	0	3	3	3	0	1	0	0	9	6	0	2	1	0	9	1	1	1	1	4	14
Broome RYJS	0	0	11	17	14	0	0	10	0	52	42	4	1	0	0	47	13	0	0	0	5	57
Broome Y&FSS	0	0	0	0	0	0	0	0	0	0	0	0	0	0	0	0	1	2	0	0	0	0
Bunbury Branch	0	0	14	19	5	0	0	3	0	41	12	2	19	3	1	37	5	1	0	0	16	57
Busselton Branch	0	0	1	4	2	0	0	1	0	8	1	0	6	1	0	8	0	2	0	0	3	11
Carnarvon Branch	0	0	0	1	0	0	0	0	0	1	0	0	1	0	0	1	0	-11	6	6	0	7
Carnarvon RYJS	0	0	3	6	1	0	0	2	0	12	7	4	1	0	0	12	1	15	0	0	5	17
Central Metro YJS	0	0	27	31	18	0	0	15	0	91	36	10	34	4	2	86	41	2	0	0	38	129
Christmas & Cocos Islands	0	0	0	0	0	0	0	0	0	0	0	0	0	0	0	0	0	0	0	0	0	0
Derby Y&FSS	0	0	0	0	0	0	0	0	0	0	0	0	0	0	0	0	0	0	0	0	0	0
Esperance Branch	0	0	0	1	4	0	0	0	0	5	3	0	2	0	0	5	0	1	1	1	0	6
Fitzroy Crossing Y&FSS	0	0	0	0	0	0	0	0	0	0	0	0	0	0	0	0	0	0	0	0	0	0
Geraldton RYJS	0	0	9	30	3	0	0	3	0	45	26	6	8	2	0	42	9	0	0	0	6	51
Goldfields Y & FSS	0	0	0	0	0	0	0	0	0	0	0	0	0	0	0	0	0	3	0	0	0	0
Halls Creek Branch	0	0	4	3	1	0	0	0	0	8	6	1	0	0	0	7	0	0	0	0	3	11
Halls Creek Y&FSS	0	0	0	0	0	0	0	0	0	0	0	0	0	0	0	0	0	0	0	0	0	0
Kalgoorlie YJS	0	0	3	15	7	0	0	5	0	30	24	1	3	2	0	30	7	-1	5	5	7	42
Karratha Branch	0	0	4	12	5	0	0	2	0	23	13	5	4	1	0	23	3	-1	0	0	4	27
Katanning Branch	0	0	0	0	0	0	0	0	0	0	0	0	0	0	0	0	0	0	0	0	0	0
Kununurra RYJS	0	0	8	8	4	0	0	2	0	22	20	1	0	0	0	21	7	-4	0	0	8	30
Kununurra Y&FSS	0	0	0	0	0	0	0	0	0	0	0	0	0	0	0	0	0	-1	0	0	0	0
Meekatharra Branch	0	0	8	11	1	0	0	1	0	21	19	1	0	0	0	20	4	4	9	8	11	41
Narrogin Branch	0	0	3	4	0	0	1	0	0	7	3	2	2	0	0	7	1	2	14	12	3	24
Newman Branch	0	0	5	5	0	0	0	0	0	10	8	1	1	0	0	10	0	-1	0	0	1	11
North Metro YJS	0	0	32	41	24	0	1	10	0	107	37	7	52	9	2	107	20	0	0	0	20	127
Northam Branch	0	0	7	5	1	0	0	1	0	14	8	0	4	1	0	13	2	-1	0	0	1	15
Roebourne Branch	0	0	3	13	3	0	0	5	0	24	15	8	0	1	0	24	7	0	0	0	5	29
South East Metro	0	0	50	97	45	2	2	10	0	204	75	13	81	16	5	190	23	-4	0	0	26	230
South Hedland Branch	0	0	5	8	11	0	0	3	0	27	21	4	0	0	0	25	5	0	0	0	7	34
South West Metro Youth Justice Services	0	0	31	34	35	2	2	15	0	117	43	6	54	6	3	112	20	-4	0	0	30	147
Wyndham Y&FSS	0	0	0	0	0	0	0	0	0	0	0	0	0	0	0	0	0	0	0	0	0	0
TOTAL Branches	0	0	231	368	187	4	7	88	0	878	425	76	275	47	13	836	170	5	36	33	203	1117



Juvenile Community Justice Service Orders Valid as at 8/09/2011 00:00 hrs											Distinct Persons on Orders											
Branch	AISO	ACBO	IYSO	YCBO	JCRO	CWO	INOR	SRO	BAIL	Total Orders	AB Male	AB Fem	Non AB Male	Non AB Fem	Not Recorded	Total Distinct Persons	Special Risk	Variation Total Distinct Persons on previous week	JJTM Referrals	JJTM Distinct Persons	Reports	Total Services
Albany JJ Team	0	0	0	0	0	0	0	0	0	0	0	0	0	0	0	0	0	3	8	7	0	8
Broome JJ Team	0	0	0	0	0	0	0	0	0	0	0	0	0	0	0	0	0	-4	51	40	0	51
Bunbury JJ Team	0	0	0	0	0	0	0	0	0	0	0	0	0	0	0	0	1	2	28	26	0	28
Central Metro JJT	0	0	0	0	0	0	0	0	0	0	0	0	0	0	0	0	1	9	73	59	0	73
Geraldton JJ Team	0	0	0	0	0	0	0	0	0	0	0	0	0	0	0	0	0	2	25	13	0	25
Halls Creek JJ Team	0	0	0	0	0	0	0	0	0	0	0	0	0	0	0	0	0	0	0	0	0	0
Kalgoorlie JJ Team	0	0	0	0	0	0	0	0	0	0	0	0	0	0	0	0	0	-3	3	3	0	3
Karratha JJ Team	0	0	0	0	0	0	0	0	0	0	0	0	0	0	0	0	0	0	3	3	0	3
Kununurra JJ Team	0	0	0	0	0	0	0	0	0	0	0	0	0	0	0	0	0	-2	39	31	0	39
Newman JJ Team	0	0	0	0	0	0	0	0	0	0	0	0	0	0	0	0	0	0	11	11	0	11
North Metro JJ Team	0	0	0	0	0	0	0	0	0	0	0	0	0	0	0	0	0	3	50	48	1	51
Northam JJ Team	0	0	0	0	0	0	0	0	0	0	0	0	0	0	0	0	0	0	10	9	0	10
Roebourne JJ Team	0	0	0	0	0	0	0	0	0	0	0	0	0	0	0	0	1	-1	25	19	0	25
South East Metro JJ Team	0	0	0	0	0	0	0	0	0	0	0	0	0	0	0	0	0	2	52	47	3	55
South Hedland JJ Team	0	0	0	0	0	0	0	0	0	0	0	0	0	0	0	0	0	-2	33	24	0	33
South West Metro JJ Team	0	0	0	0	0	0	0	0	0	0	0	0	0	0	0	0	0	-2	87	77	9	96
TOTAL JJ Team	0	0	0	0	0	0	0	0	0	0	0	0	0	0	0	0	3	7	498	417	13	511
Court Assessment and Treatment Service	0	0	0	0	0	0	0	0	0	0	0	0	0	0	0	0	0	0	0	0	9	9
Geraldton Y & FSS	0	0	0	0	0	0	0	0	0	0	0	0	0	0	0	0	1	1	0	0	0	0
Killara Youth Services	0	0	0	0	0	0	0	0	0	0	0	0	0	0	0	0	0	1	0	0	0	0
TOTAL Others	0	0	0	0	0	0	0	0	0	0	0	0	0	0	0	0	1	2	0	0	9	9
Not Recorded	0	0	0	0	0	0	0	0	0	0	0	0	0	0	0	0	0	0	0	0	0	0
TOTAL Not Recorded	0	0	0	0	0	0	0	0	0	0	0	0	0	0	0	0	0	0	0	0	0	0
GRAND TOTAL	0	0	231	368	187	4	7	88	0	878	425	76	275	47	13	836	174	14	534	450	225	1637
% of Total Orders	0.00%	0.00%	26.31%	41.91%	21.30%	0.46%	0.80%	10.02%	0.00%	100.00%	50.84%	9.09%	32.89%	5.62%	1.56%	Average Supervised Orders / Person		1.05				



Adults Offenders in Custody as at 15/09/2011 00:00 Hours. Count by Facility, Status, Ethnicity and Gender.

This includes all persons in workcamps and in hospital and lockup.

FACILITY	Sentenced							Unsentenced							Total
	Aboriginal			Non-Aboriginal			Total	Aboriginal			Non-Aboriginal			Total	
	MALE	FEMALE	Total	MALE	FEMALE	Total		MALE	FEMALE	Total	MALE	FEMALE	Total		
ACACIA PRISON	373	0	373	624	0	624	997	0	0	0	0	0	0	0	997
ALBANY REGIONAL PRISON	92	0	92	177	0	177	269	4	0	4	30	0	30	34	303
BANDYUP WOMENS PRISON	0	67	67	0	98	98	165	0	26	26	0	25	25	51	216
BORONIA PRE RELEASE CENTRE	0	8	8	0	71	71	79	0	0	0	0	0	0	0	79
BROOME REGIONAL PRISON	81	5	86	24	0	24	110	15	3	18	0	0	0	18	128
BUNBURY REGIONAL PRISON	46	0	46	255	0	255	301	7	0	7	28	0	28	35	336
CASUARINA PRISON	207	0	207	300	0	300	507	46	0	46	17	0	17	63	570
EASTERN GOLDFIELDS REGIONAL PRISON	56	9	65	23	0	23	88	15	3	18	6	1	7	25	113
GREENOUGH REGIONAL PRISON	200	12	212	33	3	36	248	31	2	33	4	0	4	37	285
HAKA PRISON	55	0	55	197	0	197	252	184	0	184	358	0	358	542	794
KARNET PRISON FARM	30	0	30	206	0	206	236	0	0	0	0	0	0	0	236
PARDELUP PRISON FARM	5	0	5	85	0	85	90	0	0	0	0	0	0	0	90
ROEBOURNE REGIONAL PRISON	89	8	97	9	0	9	106	43	2	45	1	0	1	46	152
WOOROLOO PRISON FARM	43	0	43	318	0	318	361	0	0	0	1	0	1	1	362
Total	1277	109	1386	2251	172	2423	3809	345	36	381	445	26	471	852	4661



Juvenile Offenders in Detention as at 15/09/2011 00:00 Hours. Count by Facility, Status, Ethnicity and Gender.															
FACILITY	Sentenced							Unsentenced							Total
	Aboriginal			Non-Aboriginal			Total	Aboriginal			Non-Aboriginal			Total	
	MALE	FEMALE	Total	MALE	FEMALE	Total		MALE	FEMALE	Total	MALE	FEMALE	Total		
BANKSIA HILL DETENTION CENTRE	64	0	64	34	0	34	98	10	0	10	8	0	8	18	116
RANGEVIEW REMAND CENTRE	3	4	7	2	1	3	10	32	10	42	14	2	16	58	68
Total	67	4	71	36	1	37	108	42	10	52	22	2	24	76	184



Prisoners in Custody of Hospital or Police Lockup as at 15/09/2011 00:00 Hours.

Parent Facility and Prisoner Locations		Sentenced			Unsentenced			Total
		A	N	Total	A	N	Total	
		MALE	MALE		MALE	MALE		
CASUARINA PRISON	CASU EU LONGTERM HOSPITAL	1	1	2	1	0	1	3
HAKEA PRISON	HEALTH APPOINTMENT	0	1	1	0	0	0	1
	GRAYLANDS HOSPITAL	0	0	0	2	0	2	2
	HAKE EU POLICE LOCKUP	0	6	6	0	0	0	6
	HAKE EU LONGTERM HOSPITAL	0	0	0	0	2	2	2
KARNET PRISON FARM	HOSPITAL ADMISSION OVERNIGHT	0	1	1	0	0	0	1
ACACIA PRISON	HOSPITAL ADMISSION OVERNIGHT	2	2	4	0	0	0	4
WOOROLOO PRISON FARM	JOONDALUP LOCKUP	0	1	1	0	0	0	1
Total		3	12	15	3	2	5	20



Prisoners in Custody of WorkCamp as at 15/09/2011 00:00 Hours.

Parent Facility and WorkCamp Locations		Sentenced			Total
		Aboriginal	Non-Aboriginal	Total	
		MALE	MALE		
BROOME REGIONAL PRISON	WYNDHAM WORK CAMP	13	3	16	16
EASTERN GOLDFIELDS REGIONAL PRISON	WARBURTON WORKCAMP	3	0	3	3
PARDELUP PRISON FARM	WALPOLE WORK CAMP	0	10	10	10
ROEBOURNE REGIONAL PRISON	MILLSTREAM WORKCAMP	7	2	9	9
WOOROLOO PRISON FARM	KELLERBERRIN WORKCAMP	1	9	10	10
Total		24	24	48	48