



## Weekly Offender Statistics (WOS) Report as at 25/08/2011 00:00 hours



### Performance and Statistics

### Department of Corrective Services

Generated On: 25/08/2011 10:20:23 AM

Generated by: JUSTICE\RattanaT



## Report Notes

---

**Report Title** Weekly Offender Statistics (WOS) Report

**Report Designer** Performance and Statistics Team

**Last Modified**

**Report Data Source** WOSdb in the Analysis Platform

### Data Guidelines

This report shows a weekly snapshot of the Adult and Juvenile custodial systems and the variation between weekly snapshots as well as a rolling five year history of the snapshot reports in graphical form.



**Legend:**

**Adult OrderType Codes**

CB - Community Based Orders

CE - CEO Parole / Short Term Parole Orders

CSI - Conditional Suspended Imprisonment Orders

DS - Dangerous Sex Offender Orders

HB - Conditional/ Monitored Bail Orders

IS - Intensive Supervision Orders

PA - Parole Orders

PO - Probation Orders

PS - Pre-Sentence Orders

WD - Work and Development Orders

WR/RR - Work Release or ReEntry Release Orders



**Legend: Juvenile OrderTypes**

AISO - Adult Intensive Supervision Order  
ACBO - Adult Community Based Order  
BAIL - Supervising Bail  
CONF - Court Conferencing Referral  
CUST - Juvenile Detention Support  
CWO - Community Work Order  
DBWT - Deferred Bench Warrant  
INOR - Interstate Order  
IYSO - Intensive Youth Supervision Order  
JCRO - Juvenile Conditional Release Order  
JTMP - Juvenile Drug Court (CATS) Treatment Mgmt Plan  
JJTM - JJ Team Referral  
PREV - Prevention  
PRIS - Adult Prison Support  
SRO - Supervised Release Order  
YCBO - Youth Community Based Order

**All Reports:**

**Includes:** Adult Pre-sentence Report  
Breach of Adult Court Order Report  
Breach of Juvenile Court Order Report  
Breach of SRO Report (S.144 - non-compliance)  
Breach of SRO Report (S.145 - offending)  
Combined Juvenile Court Report & Adult PSR  
Court Report  
Court Conference Referral Report  
Juvenile Court Diversion Assessment



Weekly Offender Statistics - Thursday Prisoner Population Report as at 25/08/2011 00:00 hours

Adult Prisoner Population

	Count	% of Total	Previous Count	Variation
Total *	4614		4614	0
Sentenced	3767	81.6%	3770	-3
Remand	831	18.0%	831	0
Aboriginal	1741	37.7%	1748	-7
Female	344	7.5%	341	3
Hospital/Lockup	16	0.3%	13	3
Fine Defaulters:				
State ^	19	0.4%	16	3
Federal	0	0.0%	0	0
By Facility				
Acacia	996	21.6%	996	0
Albany	301	6.5%	308	-7
Bandyup	212	4.6%	211	1
Boronia Pre release	82	1.8%	79	3
Broome	122	2.6%	126	-4
Bunbury	339	7.3%	335	4
Casuarina	560	12.1%	573	-13
Eastern Goldfields	114	2.5%	115	-1
Greenough	273	5.9%	268	5
Hakea	779	16.9%	768	11
Karnet	237	5.1%	237	0
Pardelup	90	2.0%	87	3
Roebourne	149	3.2%	148	1
Woorloo	360	7.8%	363	-3
Alternatives to Imprisonment (inc Early release, Bail and Pre-Sentence orders)				
CEO/Short Term Parole	84	9.0%	78	6
Conditional Bail	235	25.2%	238	-3
Cwlth Parole	12	1.3%	12	0
Interstate parole	6	0.6%	5	1
Monitored Bail	0	0.0%	0	0
Pre-Sentence	190	20.3%	191	-1
State Parole	323	34.6%	328	-5
Work Rel. or Re-Entry	0	0.0%	0	0

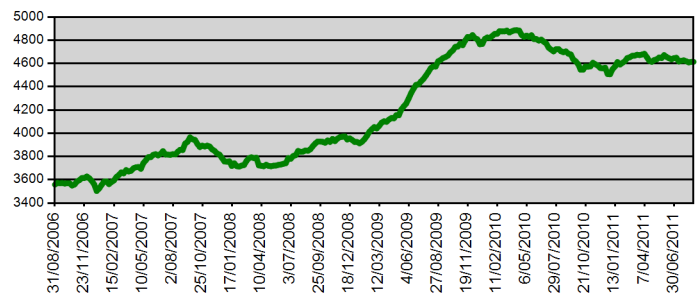
Juvenile Custodial Population

Total	194		185	9
Sentenced	112	57.7%	105	7
Unsentenced	82	42.3%	80	2
Aboriginal	130	67.0%	122	8
Female	13	6.7%	14	-1
Supervised Bail	47		52	-5
By Facility				
Banksia Hill	119	61.3%	115	4
Range View	75	38.7%	70	5

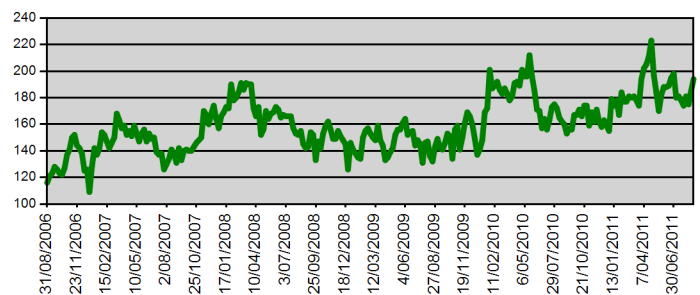
\* Includes Hospital/Lockup  
^ Includes cases where fine defaulters have a current remand warrant

Trends in Justice - Rolling Five Year History

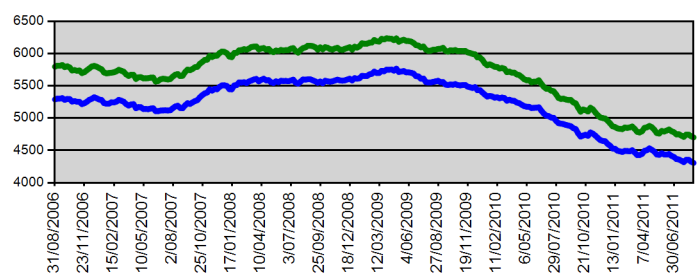
Adult Prisoner Population - Rolling 5 Year Snapshot



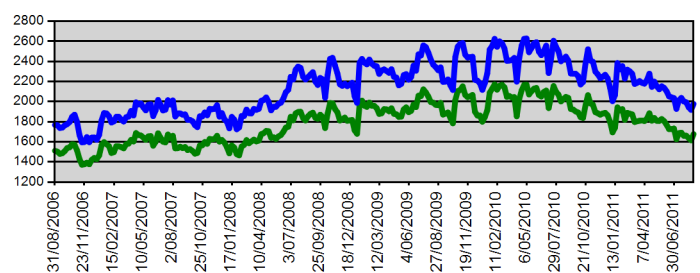
Juvenile Detention Population - Rolling 5 Year Snapshot



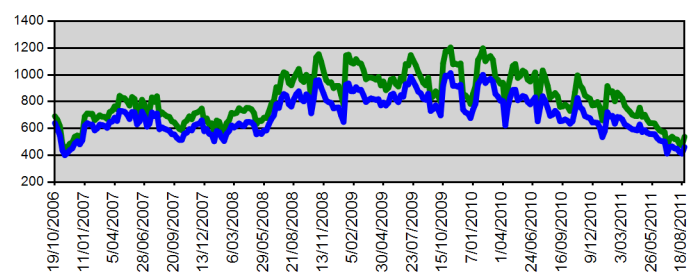
Adult Community Corrections - Orders and Offenders - Rolling 5 Year Snapshot



Juvenile Community Justice - Orders and Offenders - Rolling 5 Year Snapshot



Juvenile Community Justice - JJTeam Referrals and Distinct Persons - Snapshot (Since 19 Oct 2006)





Adult Community Justice Service Orders Valid as at 18/08/2011 00:00 hours														Distinct Persons						
Branch	IS	CB	CSI	DS	PS	PO	HB	CE	PA	WR / RR	WD	Total Count Orders	Distinct Persons Special / High Risk	Variation Total Distinct Persons	Aboriginal Male	Aboriginal Female	Non-Aboriginal Male	Non-Aboriginal Female	Not Recorded	Total Distinct Persons
Albany	13	53	14	1	5	0	14	1	10	0	11	122	2	-1	17	9	63	17	0	106
Broome	50	43	15	1	5	0	1	4	3	0	46	168	4	3	111	26	14	3	5	159
Bunbury	66	126	30	2	7	0	10	4	16	0	10	271	12	-3	38	19	139	41	1	238
Busselton	31	47	11	0	4	1	0	0	5	0	7	106	6	-1	5	4	57	16	0	82
Carnarvon	10	36	6	1	0	0	0	0	1	0	2	56	2	-2	35	9	7	2	0	53
Central East Metro	82	122	41	5	8	0	1	3	33	0	2	297	29	-3	41	23	176	37	0	277
Central Law Court	0	0	0	0	0	0	10	0	0	0	0	10	0	-1	2	0	7	0	1	10
Central West Metro	90	151	60	0	7	4	20	13	44	0	15	404	25	3	39	17	249	69	3	377
Court Assessment Treatment	1	0	0	0	34	0	46	0	0	0	1	82	36	0	11	4	24	8	0	47
Esperance	7	19	4	0	6	0	0	0	1	0	0	37	2	1	10	4	16	5	0	35
Geraldton	39	92	22	0	0	0	8	2	3	0	9	175	2	5	68	26	49	17	0	160
Halls Creek	30	17	4	0	4	0	0	1	0	0	28	84	2	2	51	16	5	2	4	78
Kalgoorlie	37	54	11	0	30	1	15	7	5	0	27	187	6	4	83	30	38	13	1	165
Karratha	14	15	5	0	0	0	0	2	3	0	3	42	1	-5	19	10	9	1	2	41
Katanning	7	26	7	0	2	0	1	0	0	0	2	45	0	0	14	7	16	1	0	38
Kununurra	40	30	9	0	8	0	0	0	2	0	23	112	4	3	67	25	5	2	1	100
Mandurah	28	63	26	0	1	1	13	1	10	0	7	150	8	-2	17	2	99	24	1	143
Meekatharra	6	39	6	0	1	1	0	2	0	0	2	57	0	-2	34	13	3	0	0	50
Narrogin	8	29	6	0	2	0	2	0	1	0	0	48	2	-1	17	5	16	5	2	45
Newman	10	22	2	0	2	0	0	2	2	0	4	44	1	0	28	5	7	0	0	40
North East Metro	87	127	49	2	13	0	17	8	40	0	9	352	23	-6	58	20	214	43	3	338
North West Metro	163	205	93	0	17	2	22	9	54	0	14	579	14	-1	56	21	383	69	1	530
Northam	21	47	12	0	1	0	0	0	8	0	5	94	6	-1	19	14	43	9	1	86
Rockingham	58	102	33	0	15	1	8	5	30	0	22	274	7	-5	25	9	181	38	2	255
Roeboorne	13	11	3	0	1	0	0	8	1	0	15	52	3	-5	28	9	10	1	2	50
South East Metro	125	203	63	4	5	0	23	3	36	0	6	468	16	-5	78	21	279	56	0	434
South Hedland	35	25	12	0	3	0	0	7	4	0	17	103	2	6	65	17	12	1	5	100
South West Coasta	74	102	36	1	9	2	24	2	29	0	4	283	17	-2	25	16	187	40	1	269
<b>TOTAL</b>	<b>1145</b>	<b>1806</b>	<b>580</b>	<b>17</b>	<b>190</b>	<b>13</b>	<b>235</b>	<b>84</b>	<b>341</b>	<b>0</b>	<b>291</b>	<b>4702</b>	<b>232</b>	<b>-19</b>	<b>1061</b>	<b>381</b>	<b>2308</b>	<b>520</b>	<b>36</b>	<b>4306</b>
% of Total Orders	24.35%	38.41%	12.34%	0.36%	4.04%	0.28%	5.00%	1.79%	7.25%	0.00%	6.19%	Average orders/person	1.09		24.64%	8.85%	53.60%	12.08%	0.84%	100.00%



Branch	Juvenile Community Justice Service Orders Valid as at 18/08/2011 00:00 hrs										Distinct Persons on Orders							Reports	Total Services			
	AISO	ACBO	IYSO	YCBO	JCRO	CWO	INOR	SRO	BAIL	Total Orders	AB Male	AB Fem	Non AB Male	Non AB Fem	Not Recorded	Total Distinct Persons	Special Risk			Variation Total Distinct Persons on previous week	JJTM Referrals	JJTM Distinct Persons
Albany Branch	0	0	2	2	3	0	1	0	0	7	4	0	3	0	0	7	0	0	1	1	5	13
Broome RYJS	0	0	12	18	12	0	0	10	0	52	41	6	1	0	0	48	13	-2	0	0	5	57
Broome Y&FSS	0	0	0	0	0	0	0	0	0	0	0	0	0	0	0	0	1	0	0	0	0	0
Bunbury Branch	0	0	13	23	6	0	0	3	0	45	12	2	22	3	1	40	6	-2	0	0	10	55
Busselton Branch	0	0	1	1	2	0	0	1	0	5	0	0	5	0	0	5	0	1	0	0	3	8
Carnarvon Branch	0	0	2	8	2	0	0	2	0	14	8	4	2	0	0	14	1	-3	3	3	5	22
Central Metro YJS	0	0	27	34	18	1	0	16	0	96	35	11	40	3	1	90	34	4	0	0	33	129
Christmas & Cocos Islands	0	0	0	0	0	0	0	0	0	0	0	0	0	0	0	0	0	0	0	0	0	0
Derby Y&FSS	0	0	0	0	0	0	0	0	0	0	0	0	0	0	0	0	0	-1	0	0	0	0
Esperance Branch	0	0	1	2	4	0	0	1	0	8	5	0	3	0	0	8	1	-2	0	0	0	8
Fitzroy Crossing Y&FSS	0	0	0	0	0	0	0	0	0	0	0	0	0	0	0	0	0	0	0	0	0	0
Geraldton RYJS	0	0	10	27	2	0	0	2	0	41	23	5	7	2	0	37	10	3	0	0	12	53
Goldfields Y & FSS	0	0	0	0	0	0	0	0	0	0	0	0	0	0	0	0	0	1	0	0	0	0
Halls Creek Branch	0	0	5	4	1	0	0	0	0	10	8	1	0	0	0	9	0	1	0	0	2	12
Halls Creek Y&FSS	0	0	0	0	0	0	0	0	0	0	0	0	0	0	0	0	0	0	0	0	0	0
Kalgoorlie YJS	0	0	4	15	6	0	0	5	0	30	25	2	2	1	0	30	7	-2	11	7	13	54
Karratha Branch	0	0	3	14	4	0	0	4	0	25	13	5	6	1	0	25	3	0	0	0	6	31
Katanning Branch	0	0	0	0	0	0	0	0	0	0	0	0	0	0	0	0	0	0	2	1	0	2
Kununurra RYJS	0	0	10	11	4	0	0	4	0	29	24	4	0	0	0	28	8	0	0	0	6	35
Kununurra Y&FSS	0	0	0	0	0	0	0	0	0	0	0	0	0	0	0	0	0	1	0	0	0	0
Meekatharra Branch	0	0	6	11	1	0	0	2	0	20	19	1	0	0	0	20	4	-1	4	3	7	31
Narrogin Branch	0	0	3	3	0	0	1	0	0	6	2	2	2	0	0	6	2	2	16	14	2	24
Newman Branch	0	0	5	7	0	0	0	0	0	12	9	1	2	0	0	12	0	-1	0	0	5	17
North Metro YJS	0	0	32	46	22	1	0	8	0	109	37	5	54	10	2	108	20	1	0	0	24	133
Northam Branch	0	0	7	5	1	0	0	2	0	15	10	0	3	1	0	14	3	-1	0	0	1	16
Roebourne Branch	0	0	3	12	3	0	0	4	0	22	13	8	0	1	0	22	7	0	0	0	6	28
South East Metro	0	0	43	74	45	4	2	11	0	177	74	12	62	12	8	168	22	6	0	0	32	209
South Hedland Branch	0	0	5	11	12	1	0	3	0	32	23	6	1	0	0	30	5	-1	0	0	10	42
South West Metro Youth Justice Services	0	0	32	38	34	2	2	14	0	120	42	6	56	6	3	113	21	-1	0	0	32	152
Wyndham Y&FSS	0	0	0	0	0	0	0	0	0	0	0	0	0	0	0	0	0	0	0	0	0	0
<b>TOTAL Branches</b>	<b>0</b>	<b>0</b>	<b>226</b>	<b>366</b>	<b>182</b>	<b>9</b>	<b>6</b>	<b>92</b>	<b>0</b>	<b>875</b>	<b>427</b>	<b>81</b>	<b>271</b>	<b>40</b>	<b>15</b>	<b>834</b>	<b>168</b>	<b>3</b>	<b>37</b>	<b>29</b>	<b>219</b>	<b>1131</b>



Branch	Juvenile Community Justice Service Orders Valid as at 18/08/2011 00:00 hrs										Distinct Persons on Orders							Reports	Total Services			
	AISO	ACBO	IYSO	YCBO	JCRO	CWO	INOR	SRO	BAIL	Total Orders	AB Male	AB Fem	Non AB Male	Non AB Fem	Not Recorded	Total Distinct Persons	Special Risk			Variation Total Distinct Persons on previous week	JJTM Referrals	JJTM Distinct Persons
Albany JJ Team	0	0	0	0	0	0	0	0	0	0	0	0	0	0	0	0	0	-4	5	5	0	5
Broome JJ Team	0	0	0	0	0	0	0	0	0	0	0	0	0	0	0	0	0	1	12	12	0	12
Bunbury JJ Team	0	0	0	0	0	0	0	0	0	0	0	0	0	0	0	0	0	4	29	27	0	29
Central Metro JJT	0	0	0	0	0	0	0	0	0	0	0	0	0	0	0	0	1	4	75	62	0	75
Geraldton JJ Team	0	0	0	0	0	0	0	0	0	0	0	0	0	0	0	0	0	-4	13	7	0	13
Halls Creek JJ Team	0	0	0	0	0	0	0	0	0	0	0	0	0	0	0	0	0	5	21	15	0	21
Kalgoorlie JJ Team	0	0	0	0	0	0	0	0	0	0	0	0	0	0	0	0	0	4	10	10	0	10
Karratha JJ Team	0	0	0	0	0	0	0	0	0	0	0	0	0	0	0	0	0	0	6	5	0	6
Kununurra JJ Team	0	0	0	0	0	0	0	0	0	0	0	0	0	0	0	0	0	-3	41	34	0	41
Newman JJ Team	0	0	0	0	0	0	0	0	0	0	0	0	0	0	0	0	0	0	7	7	0	7
North Metro JJ Team	0	0	0	0	0	0	0	0	0	0	0	0	0	0	0	0	0	11	57	53	1	58
Northam JJ Team	0	0	0	0	0	0	0	0	0	0	0	0	0	0	0	0	0	0	11	11	0	11
Roebourne JJ Team	0	0	0	0	0	0	0	0	0	0	0	0	0	0	0	0	1	16	26	20	0	26
South East Metro JJ Team	0	0	0	0	0	0	0	0	0	0	0	0	0	0	0	0	0	0	58	53	3	61
South Hedland JJ Team	0	0	0	0	0	0	0	0	0	0	0	0	0	0	0	0	0	15	36	27	0	36
South West Metro JJ Team	0	0	0	0	0	0	0	0	0	0	0	0	0	0	0	0	0	1	94	84	9	103
<b>TOTAL JJ Team</b>	<b>0</b>	<b>0</b>	<b>0</b>	<b>0</b>	<b>0</b>	<b>0</b>	<b>0</b>	<b>0</b>	<b>0</b>	<b>0</b>	<b>0</b>	<b>0</b>	<b>0</b>	<b>0</b>	<b>0</b>	<b>0</b>	<b>2</b>	<b>50</b>	<b>501</b>	<b>432</b>	<b>13</b>	<b>514</b>
Court Assessment and Treatment Service	0	0	0	0	0	0	0	0	0	0	0	0	0	0	0	0	1	-1	0	0	13	13
Geraldton Y & FSS	0	0	0	0	0	0	0	0	0	0	0	0	0	0	0	0	2	3	0	0	0	0
Killara Youth Services	0	0	0	0	0	0	0	0	0	0	0	0	0	0	0	0	1	7	0	0	0	0
<b>TOTAL Others</b>	<b>0</b>	<b>0</b>	<b>0</b>	<b>0</b>	<b>0</b>	<b>0</b>	<b>0</b>	<b>0</b>	<b>0</b>	<b>0</b>	<b>0</b>	<b>0</b>	<b>0</b>	<b>0</b>	<b>0</b>	<b>0</b>	<b>4</b>	<b>9</b>	<b>0</b>	<b>0</b>	<b>13</b>	<b>13</b>
<b>Not Recorded</b>	<b>0</b>	<b>0</b>	<b>0</b>	<b>0</b>	<b>0</b>	<b>0</b>	<b>0</b>	<b>0</b>	<b>0</b>	<b>0</b>	<b>0</b>	<b>0</b>	<b>0</b>	<b>0</b>	<b>0</b>	<b>0</b>	<b>0</b>	<b>0</b>	<b>0</b>	<b>0</b>	<b>0</b>	<b>0</b>
<b>TOTAL Not Recorded</b>	<b>0</b>	<b>0</b>	<b>0</b>	<b>0</b>	<b>0</b>	<b>0</b>	<b>0</b>	<b>0</b>	<b>0</b>	<b>0</b>	<b>0</b>	<b>0</b>	<b>0</b>	<b>0</b>	<b>0</b>	<b>0</b>	<b>0</b>	<b>0</b>	<b>0</b>	<b>0</b>	<b>0</b>	<b>0</b>
<b>GRAND TOTAL</b>	<b>0</b>	<b>0</b>	<b>226</b>	<b>366</b>	<b>182</b>	<b>9</b>	<b>6</b>	<b>92</b>	<b>0</b>	<b>875</b>	<b>427</b>	<b>81</b>	<b>271</b>	<b>40</b>	<b>15</b>	<b>834</b>	<b>174</b>	<b>62</b>	<b>538</b>	<b>461</b>	<b>245</b>	<b>1658</b>
% of Total Orders	0.00%	0.00%	25.83%	41.83%	20.80%	1.03%	0.69%	10.51%	0.00%	100.00%	51.20%	9.71%	32.49%	4.80%	1.80%	Average Supervised Orders / Person		1.05				





**Adults Offenders in Custody as at 25/08/2011 00:00 Hours. Count by Facility, Status, Ethnicity and Gender.**

This includes all persons in workcamps and in hospital and lockup.

FACILITY	Sentenced							Unsentenced							Total
	Aboriginal			Non-Aboriginal			Total	Aboriginal			Non-Aboriginal			Total	
	MALE	FEMALE	Total	MALE	FEMALE	Total		MALE	FEMALE	Total	MALE	FEMALE	Total		
ACACIA PRISON	366	0	366	630	0	630	996	0	0	0	0	0	0	0	996
ALBANY REGIONAL PRISON	96	0	96	180	0	180	276	4	0	4	21	0	21	25	301
BANDYUP WOMENS PRISON	0	66	66	0	95	95	161	0	27	27	0	24	24	51	212
BORONIA PRE RELEASE CENTRE	0	12	12	0	70	70	82	0	0	0	0	0	0	0	82
BROOME REGIONAL PRISON	80	6	86	23	0	23	109	13	0	13	0	0	0	13	122
BUNBURY REGIONAL PRISON	55	0	55	257	0	257	312	7	0	7	20	0	20	27	339
CASUARINA PRISON	213	0	213	305	0	305	518	28	0	28	14	0	14	42	560
EASTERN GOLDFIELDS REGIONAL PRISON	51	12	63	27	1	28	91	12	2	14	9	0	9	23	114
GREENOUGH REGIONAL PRISON	189	11	200	34	3	37	237	31	1	32	4	0	4	36	273
HAKEA PRISON	39	0	39	159	0	159	198	203	0	203	378	0	378	581	779
KARNET PRISON FARM	29	0	29	208	0	208	237	0	0	0	0	0	0	0	237
PARDELUP PRISON FARM	5	0	5	85	0	85	90	0	0	0	0	0	0	0	90
ROEBOURNE REGIONAL PRISON	92	11	103	10	0	10	113	32	3	35	1	0	1	36	149
WOOROLOO PRISON FARM	45	0	45	314	0	314	359	0	0	0	1	0	1	1	360
<b>Total</b>	<b>1260</b>	<b>118</b>	<b>1378</b>	<b>2232</b>	<b>169</b>	<b>2401</b>	<b>3779</b>	<b>330</b>	<b>33</b>	<b>363</b>	<b>448</b>	<b>24</b>	<b>472</b>	<b>835</b>	<b>4614</b>



Juvenile Offenders in Detention as at 25/08/2011 00:00 Hours. Count by Facility, Status, Ethnicity and Gender.															
FACILITY	Sentenced							Unsentenced							Total
	Aboriginal			Non-Aboriginal			Total	Aboriginal			Non-Aboriginal			Total	
	MALE	FEMALE	Total	MALE	FEMALE	Total		MALE	FEMALE	Total	MALE	FEMALE	Total		
BANKSIA HILL DETENTION CENTRE	67	0	67	35	0	35	102	10	0	10	7	0	7	17	119
RANGEVIEW REMAND CENTRE	5	2	7	2	1	3	10	39	7	46	16	3	19	65	75
<b>Total</b>	<b>72</b>	<b>2</b>	<b>74</b>	<b>37</b>	<b>1</b>	<b>38</b>	<b>112</b>	<b>49</b>	<b>7</b>	<b>56</b>	<b>23</b>	<b>3</b>	<b>26</b>	<b>82</b>	<b>194</b>



**Prisoners in Custody of Hospital or Police Lockup as at 25/08/2011 00:00 Hours.**

Parent Facility and Prisoner Locations		Sentenced			Unsentenced			Total
		A	N	Total	N		Total	
		MALE	MALE		MALE	FEMALE		
BANDYUP WOMENS PRISON	BAND EU LONGTERM HOSPITAL	0	0	0	0	1	1	1
CASUARINA PRISON	CASU EU LONGTERM HOSPITAL	0	1	1	0	0	0	1
HAKEA PRISON	HAKE EU POLICE LOCKUP	0	5	5	0	0	0	5
	HEALTH APPOINTMENT	0	0	0	1	0	1	1
	GRAYLANDS HOSPITAL	0	0	0	1	0	1	1
	HAKE EU LONGTERM HOSPITAL	0	0	0	1	0	1	1
BROOME REGIONAL PRISON	HEALTH APPOINTMENT	1	0	1	0	0	0	1
ACACIA PRISON	HOSPITAL ADMISSION OVERNIGHT	2	2	4	0	0	0	4
WOOROLOO PRISON FARM	JOONDALUP LOCKUP	0	1	1	0	0	0	1
<b>Total</b>		<b>3</b>	<b>9</b>	<b>12</b>	<b>3</b>	<b>1</b>	<b>4</b>	<b>16</b>



**Prisoners in Custody of WorkCamp as at 25/08/2011 00:00 Hours.**

Parent Facility and WorkCamp Locations		Sentenced			Total
		Aboriginal	Non-Aboriginal	Total	
		MALE	MALE		
<b>BROOME REGIONAL PRISON</b>	<b>WYNDHAM WORK CAMP</b>	<b>16</b>	<b>3</b>	<b>19</b>	<b>19</b>
<b>PARDELUP PRISON FARM</b>	<b>WALPOLE WORK CAMP</b>	<b>1</b>	<b>8</b>	<b>9</b>	<b>9</b>
<b>ROEBOURNE REGIONAL PRISON</b>	<b>MILLSTREAM WORKCAMP</b>	<b>8</b>	<b>2</b>	<b>10</b>	<b>10</b>
<b>WOOROLOO PRISON FARM</b>	<b>KELLERBERRIN WORKCAMP</b>	<b>1</b>	<b>9</b>	<b>10</b>	<b>10</b>
<b>Total</b>		<b>26</b>	<b>22</b>	<b>48</b>	<b>48</b>