



## Weekly Offender Statistics (WOS) Report as at 18/08/2011 00:00 hours



**Performance and Statistics**  
**Department of Corrective Services**

Generated On: 18/08/2011 9:29:59 AM

Generated by: JUSTICE\RattanaT



## Report Notes

---

**Report Title** Weekly Offender Statistics (WOS) Report

**Report Designer** Performance and Statistics Team

**Last Modified**

**Report Data Source** WOSdb in the Analysis Platform

### Data Guidelines

This report shows a weekly snapshot of the Adult and Juvenile custodial systems and the variation between weekly snapshots as well as a rolling five year history of the snapshot reports in graphical form.



**Legend:**

**Adult OrderType Codes**

CB - Community Based Orders

CE - CEO Parole / Short Term Parole Orders

CSI - Conditional Suspended Imprisonment Orders

DS - Dangerous Sex Offender Orders

HB - Conditional/ Monitored Bail Orders

IS - Intensive Supervision Orders

PA - Parole Orders

PO - Probation Orders

PS - Pre-Sentence Orders

WD - Work and Development Orders

WR/RR - Work Release or ReEntry Release Orders



**Legend: Juvenile OrderTypes**

AISO - Adult Intensive Supervision Order  
ACBO - Adult Community Based Order  
BAIL - Supervising Bail  
CONF - Court Conferencing Referral  
CUST - Juvenile Detention Support  
CWO - Community Work Order  
DBWT - Deferred Bench Warrant  
INOR - Interstate Order  
IYSO - Intensive Youth Supervision Order  
JCRO - Juvenile Conditional Release Order  
JTMP - Juvenile Drug Court (CATS) Treatment Mgmt Plan  
JJTM - JJ Team Referral  
PREV - Prevention  
PRIS - Adult Prison Support  
SRO - Supervised Release Order  
YCBO - Youth Community Based Order

**All Reports:**

**Includes:** Adult Pre-sentence Report  
Breach of Adult Court Order Report  
Breach of Juvenile Court Order Report  
Breach of SRO Report (S.144 - non-compliance)  
Breach of SRO Report (S.145 - offending)  
Combined Juvenile Court Report & Adult PSR  
Court Report  
Court Conference Referral Report  
Juvenile Court Diversion Assessment



Weekly Offender Statistics - Thursday Prisoner Population Report as at 18/08/2011 00:00 hours

Adult Prisoner Population

	Count	% of Total	Previous Count	Variation
Total *	4614		4609	5
Sentenced	3770	81.7%	3783	-13
Remand	831	18.0%	810	21
Aboriginal	1748	37.9%	1728	20
Female	341	7.4%	343	-2
Hospital/Lockup	13	0.3%	16	-3
Fine Defaulters:				
State ^	16	0.3%	22	-6
Federal	0	0.0%	0	0
By Facility				
Acacia	996	21.6%	1000	-4
Albany	308	6.7%	309	-1
Bandyup	211	4.6%	209	2
Boronia Pre release	79	1.7%	82	-3
Broome	126	2.7%	119	7
Bunbury	335	7.3%	339	-4
Casuarina	573	12.4%	567	6
Eastern Goldfields	115	2.5%	118	-3
Greenough	268	5.8%	272	-4
Hakea	768	16.6%	753	15
Karnet	237	5.1%	237	0
Pardelup	87	1.9%	88	-1
Roebourne	148	3.2%	147	1
Woorloo	363	7.9%	369	-6
Alternatives to Imprisonment (inc Early release, Bail and Pre-Sentence orders)				
CEO/Short Term Parole	78	8.4%	83	-5
Conditional Bail	238	25.6%	235	3
Cwltb Parole	12	1.3%	12	0
Interstate parole	5	0.5%	6	-1
Monitored Bail	0	0.0%	0	0
Pre-Sentence	191	20.5%	186	5
State Parole	328	35.3%	333	-5
Work Rel. or Re-Entry	0	0.0%	0	0

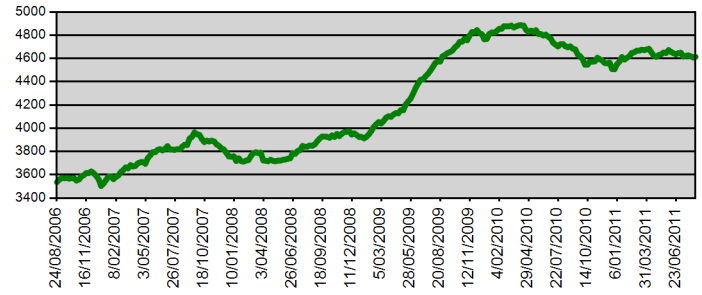
Juvenile Custodial Population

Total	185		175	10
Sentenced	105	56.8%	94	11
Unsentenced	80	43.2%	81	-1
Aboriginal	122	65.9%	117	5
Female	14	7.6%	11	3
Supervised Bail	52		60	-8
By Facility				
Banksia Hill	115	62.2%	108	7
Range View	70	37.8%	67	3

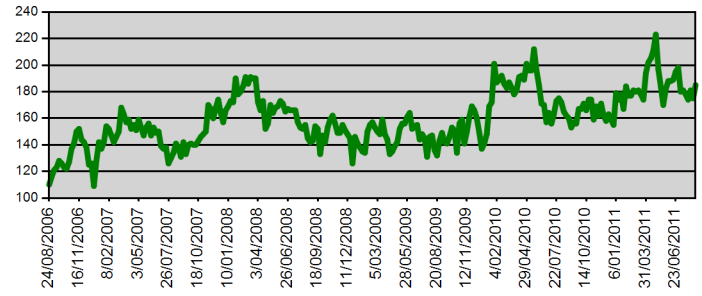
\* Includes Hospital/Lockup  
^ Includes cases where fine defaulters have a current remand warrant

Trends in Justice - Rolling Five Year History

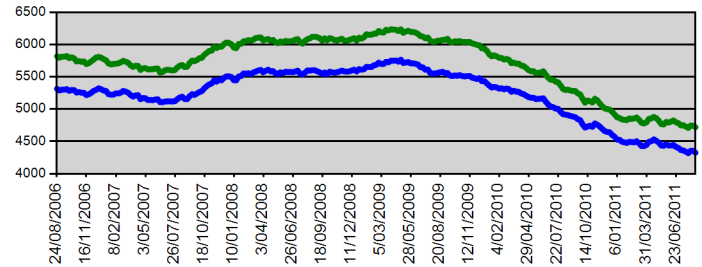
Adult Prisoner Population - Rolling 5 Year Snapshot



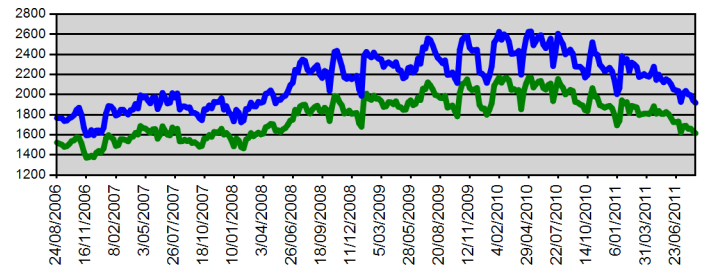
Juvenile Detention Population - Rolling 5 Year Snapshot



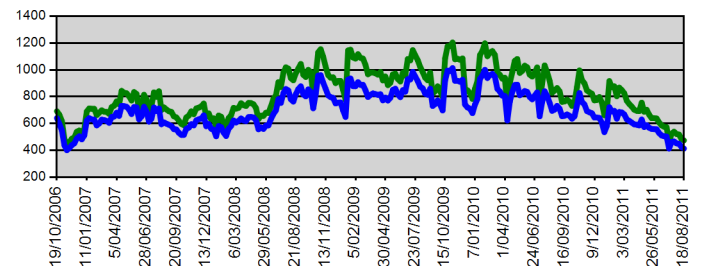
Adult Community Corrections - Orders and Offenders - Rolling 5 Year Snapshot



Juvenile Community Justice - Orders and Offenders - Rolling 5 Year Snapshot



Juvenile Community Justice - JJTeam Referrals and Distinct Persons - Snapshot (Since 19 Oct 2006)





Adult Community Justice Service Orders Valid as at 11/08/2011 00:00 hours														Distinct Persons						
Branch	IS	CB	CSI	DS	PS	PO	HB	CE	PA	WR / RR	WD	Total Count Orders	Distinct Persons Special / High Risk	Variation Total Distinct Persons	Aboriginal Male	Aboriginal Female	Non-Aboriginal Male	Non-Aboriginal Female	Not Recorded	Total Distinct Persons
Albany	13	52	14	1	5	0	14	1	10	0	13	123	2	-6	19	9	63	16	0	107
Broome	52	39	16	1	5	0	0	3	3	0	43	162	4	-4	105	26	16	4	5	156
Bunbury	68	126	30	2	7	0	9	4	16	0	9	271	13	-3	39	20	139	42	1	241
Busselton	29	47	11	0	4	1	0	0	5	0	7	104	6	-2	4	4	59	16	0	83
Carnarvon	12	34	6	1	0	0	0	0	2	0	2	57	2	-1	36	10	7	2	0	55
Central East Metro	83	123	41	5	9	0	1	6	33	0	2	303	29	-4	42	23	178	37	0	280
Central Law Court	0	0	0	0	0	0	11	0	0	0	0	11	0	-1	4	0	6	0	1	11
Central West Metro	90	151	58	0	6	4	21	10	45	0	15	400	24	2	39	17	245	71	2	374
Court Assessment Treatment	1	0	0	0	34	0	47	0	0	0	1	83	33	1	11	5	23	8	0	47
Esperance	7	18	4	0	5	0	0	0	1	0	1	36	2	-1	10	4	15	5	0	34
Geraldton	38	89	22	0	0	0	8	1	3	0	9	170	2	-1	64	26	49	16	0	155
Halls Creek	30	19	3	0	5	0	0	0	0	0	25	82	1	4	51	15	5	2	3	76
Kalgoorlie	38	50	10	0	31	1	15	8	5	0	24	182	9	-4	81	28	39	12	1	161
Karratha	16	14	6	0	0	0	0	2	3	0	6	47	1	-1	21	10	14	1	0	46
Katanning	7	26	6	0	2	0	1	0	0	0	2	44	0	-3	14	9	14	1	0	38
Kununurra	40	33	9	0	8	0	0	0	2	0	16	108	4	-1	69	21	5	2	0	97
Mandurah	29	65	27	0	1	1	13	0	11	0	5	152	8	1	18	2	103	22	0	145
Meekatharra	7	41	6	0	1	1	0	2	0	0	1	59	0	2	35	13	4	0	0	52
Narrogin	8	31	6	0	2	0	1	0	1	0	0	49	2	-5	16	6	17	5	2	46
Newman	10	22	2	0	2	0	0	2	2	0	4	44	1	-2	28	5	7	0	0	40
North East Metro	88	129	51	1	13	1	20	8	41	0	8	360	19	0	61	20	216	44	3	344
North West Metro	164	207	93	0	17	2	22	8	53	0	15	581	14	-4	52	21	386	68	4	531
Northam	21	49	12	0	2	0	0	0	8	0	4	96	6	3	20	14	44	9	0	87
Rockingham	60	104	34	0	15	1	9	4	29	0	22	278	8	-3	24	9	185	40	2	260
Roebourne	13	11	4	0	1	0	0	8	1	0	19	57	3	-3	31	10	11	2	1	55
South East Metro	125	205	65	4	6	0	23	3	37	0	8	476	15	6	78	21	283	56	1	439
South Hedland	35	20	12	0	2	0	0	6	4	0	18	97	2	2	62	18	10	1	3	94
South West Coasta	73	107	39	1	8	1	23	2	30	0	4	288	18	-1	24	17	189	41	0	271
<b>TOTAL</b>	<b>1157</b>	<b>1812</b>	<b>587</b>	<b>16</b>	<b>191</b>	<b>13</b>	<b>238</b>	<b>78</b>	<b>345</b>	<b>0</b>	<b>283</b>	<b>4720</b>	<b>228</b>	<b>-29</b>	<b>1058</b>	<b>383</b>	<b>2332</b>	<b>523</b>	<b>29</b>	<b>4325</b>
% of Total Orders	24.51%	38.39%	12.44%	0.34%	4.05%	0.28%	5.04%	1.65%	7.31%	0.00%	6.00%	Average orders/person	1.09		24.46%	8.86%	53.92%	12.09%	0.67%	100.00%



Branch	Juvenile Community Justice Service Orders Valid as at 11/08/2011 00:00 hrs										Distinct Persons on Orders											
	AISO	ACBO	IYSO	YCBO	JCRO	CWO	INOR	SRO	BAIL	Total Orders	AB Male	AB Fem	Non AB Male	Non AB Fem	Not Recorded	Total Distinct Persons	Special Risk	Variation Total Distinct Persons on previous week	JJTM Referrals	JJTM Distinct Persons	Reports	Total Services
Albany Branch	0	0	3	2	3	0	1	0	0	8	4	1	3	0	0	8	0	0	0	0	5	13
Broome RYJS	0	0	13	18	12	0	0	9	0	52	41	6	1	0	0	48	14	2	0	0	9	61
Broome Y&FSS	0	0	0	0	0	0	0	0	0	0	0	0	0	0	0	0	1	-1	0	0	0	0
Bunbury Branch	0	0	13	22	7	0	0	4	0	46	12	2	23	3	1	41	7	-3	0	0	11	57
Busselton Branch	0	0	1	1	2	0	0	1	0	5	0	0	5	0	0	5	0	0	0	0	2	7
Carnarvon Branch	0	0	2	9	1	0	0	2	0	14	7	5	2	0	0	14	1	1	7	7	5	26
Central Metro YJS	0	0	24	33	17	1	0	17	0	92	35	11	38	3	1	88	33	2	0	0	41	133
Christmas & Cocos Islands	0	0	0	0	0	0	0	0	0	0	0	0	0	0	0	0	0	0	0	0	0	0
Derby Y&FSS	0	0	0	0	0	0	0	0	0	0	0	0	0	0	0	0	0	0	0	0	0	0
Esperance Branch	0	0	1	3	4	0	0	1	0	9	6	0	3	0	0	9	1	0	0	0	1	10
Fitzroy Crossing Y&FSS	0	0	0	0	0	0	0	0	0	0	0	0	0	0	0	0	0	0	0	0	0	0
Geraldton RYJS	0	0	10	28	2	0	0	3	0	43	24	5	8	2	0	39	10	1	0	0	7	50
Goldfields Y & FSS	0	0	0	0	0	0	0	0	0	0	0	0	0	0	0	0	0	-1	0	0	0	0
Halls Creek Branch	0	0	4	4	1	0	0	0	0	9	7	1	0	0	0	8	0	-1	0	0	1	10
Halls Creek Y&FSS	0	0	0	0	0	0	0	0	0	0	0	0	0	0	0	0	0	0	0	0	0	0
Kalgoorlie YJS	0	0	3	15	6	0	1	5	0	29	25	2	1	1	0	29	7	-3	12	9	11	52
Karratha Branch	0	0	3	14	5	0	0	3	0	25	14	4	6	0	1	25	3	2	0	0	6	31
Katanning Branch	0	0	0	0	0	0	0	0	0	0	0	0	0	0	0	0	0	0	2	1	0	2
Kununurra RYJS	0	0	12	11	3	0	0	4	0	30	25	4	0	0	0	29	8	0	0	0	4	34
Kununurra Y&FSS	0	0	0	0	0	0	0	0	0	0	0	0	0	0	0	0	0	3	0	0	0	0
Meekatharra Branch	0	0	6	11	2	0	0	2	0	21	20	1	0	0	0	21	4	1	4	3	7	32
Narrogin Branch	0	0	4	2	0	0	1	0	0	6	3	1	2	0	0	6	2	3	14	12	2	22
Newman Branch	0	0	5	8	0	0	0	0	0	13	9	2	2	0	0	13	0	-3	0	0	5	18
North Metro YJS	0	0	31	50	22	2	0	9	0	114	37	4	56	10	4	111	21	3	0	0	29	143
Northam Branch	0	0	7	7	2	0	0	2	0	18	12	0	3	1	0	16	3	1	0	0	1	19
Roebourne Branch	0	0	3	13	3	0	0	5	0	24	13	9	0	1	0	23	7	0	0	0	6	30
South East Metro	0	0	40	77	43	6	1	10	0	176	72	11	62	12	11	168	19	-11	0	0	30	206
South Hedland Branch	0	0	3	11	12	1	0	3	0	30	23	4	1	0	0	28	6	-3	0	0	13	43
South West Metro Youth Justice Services	0	0	30	41	37	1	2	14	0	123	41	7	58	7	3	116	20	-8	0	0	30	153
Wyndham Y&FSS	0	0	0	0	0	0	0	0	0	0	0	0	0	0	0	0	0	0	0	0	0	0
<b>TOTAL Branches</b>	<b>0</b>	<b>0</b>	<b>218</b>	<b>380</b>	<b>184</b>	<b>11</b>	<b>6</b>	<b>94</b>	<b>0</b>	<b>887</b>	<b>430</b>	<b>80</b>	<b>274</b>	<b>40</b>	<b>21</b>	<b>845</b>	<b>167</b>	<b>-15</b>	<b>39</b>	<b>32</b>	<b>226</b>	<b>1152</b>



Branch	Juvenile Community Justice Service Orders Valid as at 11/08/2011 00:00 hrs										Distinct Persons on Orders							Reports	Total Services			
	AISO	ACBO	IYSO	YCBO	JCRO	CWO	INOR	SRO	BAIL	Total Orders	AB Male	AB Fem	Non AB Male	Non AB Fem	Not Recorded	Total Distinct Persons	Special Risk			Variation Total Distinct Persons on previous week	JJTM Referrals	JJTM Distinct Persons
Albany JJ Team	0	0	0	0	0	0	0	0	0	0	0	0	0	0	0	0	0	-2	11	9	0	11
Broome JJ Team	0	0	0	0	0	0	0	0	0	0	0	0	0	0	0	0	0	0	10	10	0	10
Bunbury JJ Team	0	0	0	0	0	0	0	0	0	0	0	0	0	0	0	0	0	4	26	25	0	26
Central Metro JJT	0	0	0	0	0	0	0	0	0	0	0	0	0	0	0	0	1	-3	67	58	0	67
Geraldton JJ Team	0	0	0	0	0	0	0	0	0	0	0	0	0	0	0	0	0	2	20	12	0	20
Halls Creek JJ Team	0	0	0	0	0	0	0	0	0	0	0	0	0	0	0	0	0	-3	13	10	0	13
Kalgoorlie JJ Team	0	0	0	0	0	0	0	0	0	0	0	0	0	0	0	0	0	-3	7	7	0	7
Karratha JJ Team	0	0	0	0	0	0	0	0	0	0	0	0	0	0	0	0	0	-6	6	5	0	6
Kununurra JJ Team	0	0	0	0	0	0	0	0	0	0	0	0	0	0	0	0	0	-6	47	37	0	47
Newman JJ Team	0	0	0	0	0	0	0	0	0	0	0	0	0	0	0	0	0	0	7	7	0	7
North Metro JJ Team	0	0	0	0	0	0	0	0	0	0	0	0	0	0	0	0	0	3	44	42	1	45
Northam JJ Team	0	0	0	0	0	0	0	0	0	0	0	0	0	0	0	0	0	4	11	11	0	11
Roebourne JJ Team	0	0	0	0	0	0	0	0	0	0	0	0	0	0	0	0	1	0	4	4	0	4
South East Metro JJ Team	0	0	0	0	0	0	0	0	0	0	0	0	0	0	0	0	0	-5	58	52	1	59
South Hedland JJ Team	0	0	0	0	0	0	0	0	0	0	0	0	0	0	0	0	0	0	13	12	0	13
South West Metro JJ Team	0	0	0	0	0	0	0	0	0	0	0	0	0	0	0	0	0	6	90	79	12	102
<b>TOTAL JJ Team</b>	<b>0</b>	<b>0</b>	<b>0</b>	<b>0</b>	<b>0</b>	<b>0</b>	<b>0</b>	<b>0</b>	<b>0</b>	<b>0</b>	<b>0</b>	<b>0</b>	<b>0</b>	<b>0</b>	<b>0</b>	<b>0</b>	<b>2</b>	<b>-9</b>	<b>434</b>	<b>380</b>	<b>14</b>	<b>448</b>
Court Assessment and Treatment Service	0	0	0	0	0	0	0	0	0	0	0	0	0	0	0	0	1	1	0	0	10	10
Geraldton Y & FSS	0	0	0	0	0	0	0	0	0	0	0	0	0	0	0	0	2	-2	0	0	0	0
Killara Youth Services	0	0	0	0	0	0	0	0	0	0	0	0	0	0	0	0	0	3	0	0	0	0
<b>TOTAL Others</b>	<b>0</b>	<b>0</b>	<b>0</b>	<b>0</b>	<b>0</b>	<b>0</b>	<b>0</b>	<b>0</b>	<b>0</b>	<b>0</b>	<b>0</b>	<b>0</b>	<b>0</b>	<b>0</b>	<b>0</b>	<b>0</b>	<b>3</b>	<b>2</b>	<b>0</b>	<b>0</b>	<b>10</b>	<b>10</b>
<b>Not Recorded</b>	<b>0</b>	<b>0</b>	<b>0</b>	<b>0</b>	<b>0</b>	<b>0</b>	<b>0</b>	<b>0</b>	<b>0</b>	<b>0</b>	<b>0</b>	<b>0</b>	<b>0</b>	<b>0</b>	<b>0</b>	<b>0</b>	<b>0</b>	<b>0</b>	<b>0</b>	<b>0</b>	<b>0</b>	<b>0</b>
<b>TOTAL Not Recorded</b>	<b>0</b>	<b>0</b>	<b>0</b>	<b>0</b>	<b>0</b>	<b>0</b>	<b>0</b>	<b>0</b>	<b>0</b>	<b>0</b>	<b>0</b>	<b>0</b>	<b>0</b>	<b>0</b>	<b>0</b>	<b>0</b>	<b>0</b>	<b>0</b>	<b>0</b>	<b>0</b>	<b>0</b>	<b>0</b>
<b>GRAND TOTAL</b>	<b>0</b>	<b>0</b>	<b>218</b>	<b>380</b>	<b>184</b>	<b>11</b>	<b>6</b>	<b>94</b>	<b>0</b>	<b>887</b>	<b>430</b>	<b>80</b>	<b>274</b>	<b>40</b>	<b>21</b>	<b>845</b>	<b>172</b>	<b>-22</b>	<b>473</b>	<b>412</b>	<b>250</b>	<b>1610</b>
% of Total Orders	0.00%	0.00%	24.58%	42.84%	20.74%	1.24%	0.68%	10.60%	0.00%	100.00%	50.89%	9.47%	32.43%	4.73%	2.49%	Average Supervised Orders / Person		1.05				





**Adults Offenders in Custody as at 18/08/2011 00:00 Hours. Count by Facility, Status, Ethnicity and Gender.**

This includes all persons in workcamps and in hospital and lockup.

FACILITY	Sentenced							Unsentenced							Total
	Aboriginal			Non-Aboriginal			Total	Aboriginal			Non-Aboriginal			Total	
	MALE	FEMALE	Total	MALE	FEMALE	Total		MALE	FEMALE	Total	MALE	FEMALE	Total		
ACACIA PRISON	375	0	375	621	0	621	996	0	0	0	0	0	0	0	996
ALBANY REGIONAL PRISON	95	0	95	183	0	183	278	5	0	5	25	0	25	30	308
BANDYUP WOMENS PRISON	0	60	60	0	103	103	163	0	30	30	0	18	18	48	211
BORONIA PRE RELEASE CENTRE	0	11	11	0	68	68	79	0	0	0	0	0	0	0	79
BROOME REGIONAL PRISON	83	7	90	22	0	22	112	13	1	14	0	0	0	14	126
BUNBURY REGIONAL PRISON	55	0	55	253	0	253	308	11	0	11	16	0	16	27	335
CASUARINA PRISON	214	0	214	313	0	313	527	31	0	31	15	0	15	46	573
EASTERN GOLDFIELDS REGIONAL PRISON	52	13	65	26	0	26	91	13	1	14	10	0	10	24	115
GREENOUGH REGIONAL PRISON	181	12	193	33	3	36	229	33	1	34	5	0	5	39	268
HAKEA PRISON	37	0	37	154	0	154	191	200	0	200	377	0	377	577	768
KARNET PRISON FARM	29	0	29	208	0	208	237	0	0	0	0	0	0	0	237
PARDELUP PRISON FARM	5	0	5	82	0	82	87	0	0	0	0	0	0	0	87
ROEBOURNE REGIONAL PRISON	100	11	111	9	0	9	120	25	2	27	1	0	1	28	148
WOOROLOO PRISON FARM	42	0	42	320	0	320	362	0	0	0	1	0	1	1	363
<b>Total</b>	<b>1268</b>	<b>114</b>	<b>1382</b>	<b>2224</b>	<b>174</b>	<b>2398</b>	<b>3780</b>	<b>331</b>	<b>35</b>	<b>366</b>	<b>450</b>	<b>18</b>	<b>468</b>	<b>834</b>	<b>4614</b>



Juvenile Offenders in Detention as at 18/08/2011 00:00 Hours. Count by Facility, Status, Ethnicity and Gender.															
FACILITY	Sentenced							Unsentenced							Total
	Aboriginal			Non-Aboriginal			Total	Aboriginal			Non-Aboriginal			Total	
	MALE	FEMALE	Total	MALE	FEMALE	Total		MALE	FEMALE	Total	MALE	FEMALE	Total		
BANKSIA HILL DETENTION CENTRE	64	0	64	30	0	30	94	12	0	12	9	0	9	21	115
RANGEVIEW REMAND CENTRE	4	2	6	4	1	5	11	34	6	40	14	5	19	59	70
<b>Total</b>	<b>68</b>	<b>2</b>	<b>70</b>	<b>34</b>	<b>1</b>	<b>35</b>	<b>105</b>	<b>46</b>	<b>6</b>	<b>52</b>	<b>23</b>	<b>5</b>	<b>28</b>	<b>80</b>	<b>185</b>



**Prisoners in Custody of Hospital or Police Lockup as at 18/08/2011 00:00 Hours.**

Parent Facility and Prisoner Locations		Sentenced			Unsentenced			Total
		A	N	Total	N		Total	
		MALE	MALE		MALE	FEMALE		
BANDYUP WOMENS PRISON	BAND EU LONGTERM HOSPITAL	0	0	0	0	1	1	1
CASUARINA PRISON	CASU EU LONGTERM HOSPITAL	0	1	1	0	0	0	1
HAKEA PRISON	HAKE EU POLICE LOCKUP	0	5	5	0	0	0	5
	GRAYLANDS HOSPITAL	0	0	0	1	0	1	1
	HAKE EU LONGTERM HOSPITAL	0	0	0	1	0	1	1
ACACIA PRISON	HOSPITAL ADMISSION OVERNIGHT	1	2	3	0	0	0	3
WOOROLOO PRISON FARM	JOONDALUP LOCKUP	0	1	1	0	0	0	1
<b>Total</b>		<b>1</b>	<b>9</b>	<b>10</b>	<b>2</b>	<b>1</b>	<b>3</b>	<b>13</b>



**Prisoners in Custody of WorkCamp as at 18/08/2011 00:00 Hours.**

Parent Facility and WorkCamp Locations		Sentenced			Total
		Aboriginal	Non-Aboriginal	Total	
		MALE	MALE		
<b>BROOME REGIONAL PRISON</b>	<b>WYNDHAM WORK CAMP</b>	<b>14</b>	<b>3</b>	<b>17</b>	<b>17</b>
<b>PARDELUP PRISON FARM</b>	<b>WALPOLE WORK CAMP</b>	<b>2</b>	<b>8</b>	<b>10</b>	<b>10</b>
<b>ROEBOURNE REGIONAL PRISON</b>	<b>MILLSTREAM WORKCAMP</b>	<b>8</b>	<b>3</b>	<b>11</b>	<b>11</b>
<b>WOOROLOO PRISON FARM</b>	<b>KELLERBERRIN WORKCAMP</b>	<b>1</b>	<b>11</b>	<b>12</b>	<b>12</b>
<b>Total</b>		<b>25</b>	<b>25</b>	<b>50</b>	<b>50</b>