



Weekly Offender Statistics (WOS) Report as at 28/07/2011 00:00 hours



Performance and Statistics

Department of Corrective Services

Generated On: 28/07/2011 9:49:27 AM

Generated by: JUSTICE\GrzelecA



Report Notes

Report Title Weekly Offender Statistics (WOS) Report

Report Designer Performance and Statistics Team

Last Modified

Report Data Source WOSdb in the Analysis Platform

Data Guidelines

This report shows a weekly snapshot of the Adult and Juvenile custodial systems and the variation between weekly snapshots as well as a rolling five year history of the snapshot reports in graphical form.



Legend:

Adult OrderType Codes

CB - Community Based Orders

CE - CEO Parole / Short Term Parole Orders

CSI - Conditional Suspended Imprisonment Orders

DS - Dangerous Sex Offender Orders

HB - Conditional/ Monitored Bail Orders

IS - Intensive Supervision Orders

PA - Parole Orders

PO - Probation Orders

PS - Pre-Sentence Orders

WD - Work and Development Orders

WR/RR - Work Release or ReEntry Release Orders



Legend: Juvenile OrderTypes

AISO - Adult Intensive Supervision Order
ACBO - Adult Community Based Order
BAIL - Supervising Bail
CONF - Court Conferencing Referral
CUST - Juvenile Detention Support
CWO - Community Work Order
DBWT - Deferred Bench Warrant
INOR - Interstate Order
IYSO - Intensive Youth Supervision Order
JCRO - Juvenile Conditional Release Order
JTMP - Juvenile Drug Court (CATS) Treatment Mgmt Plan
JJTM - JJ Team Referral
PREV - Prevention
PRIS - Adult Prison Support
SRO - Supervised Release Order
YCBO - Youth Community Based Order

All Reports:

Includes: Adult Pre-sentence Report
Breach of Adult Court Order Report
Breach of Juvenile Court Order Report
Breach of SRO Report (S.144 - non-compliance)
Breach of SRO Report (S.145 - offending)
Combined Juvenile Court Report & Adult PSR
Court Report
Court Conference Referral Report
Juvenile Court Diversion Assessment



Weekly Offender Statistics - Thursday Prisoner Population Report as at 28/07/2011 00:00 hours

Adult Prisoner Population

	Count	% of Total	Previous Count	Variation
Total *	4627		4623	4
Sentenced	3779	81.7%	3791	-12
Remand	833	18.0%	816	17
Aboriginal	1740	37.6%	1738	2
Female	336	7.3%	337	-1
Hospital/Lockup	15	0.3%	16	-1
Fine Defaulters:				
State ^	19	0.4%	19	0
Federal	0	0.0%	0	0
By Facility				
Acacia	981	21.2%	990	-9
Albany	305	6.6%	305	0
Bandyup	202	4.4%	196	6
Boronia Pre release	81	1.8%	82	-1
Broome	117	2.5%	113	4
Bunbury	332	7.2%	334	-2
Casuarina	567	12.3%	568	-1
Eastern Goldfields	122	2.6%	114	8
Greenough	279	6.0%	285	-6
Hakea	797	17.2%	787	10
Karnet	237	5.1%	238	-1
Pardelup	92	2.0%	87	5
Roebourne	156	3.4%	155	1
Woorloo	359	7.8%	369	-10
Alternatives to Imprisonment (inc Early release, Bail and Pre-Sentence orders)				
CEO/Short Term Parole	79	8.3%	82	-3
Conditional Bail	234	24.7%	235	-1
Cwllth Parole	12	1.3%	12	0
Interstate parole	4	0.4%	4	0
Monitored Bail	0	0.0%	0	0
Pre-Sentence	197	20.8%	195	2
State Parole	342	36.1%	343	-1
Work Rel. or Re-Entry	0	0.0%	0	0

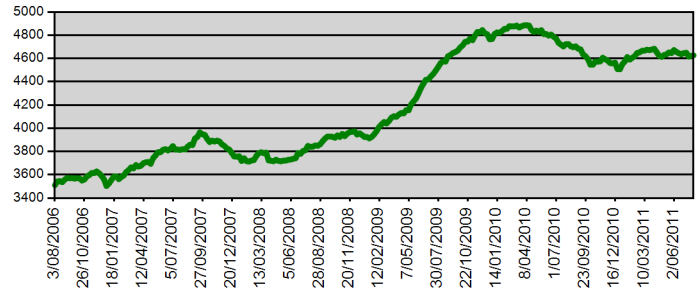
Juvenile Custodial Population

Total	174		178	-4
Sentenced	96	55.2%	96	0
Unsentenced	78	44.8%	82	-4
Aboriginal	117	67.2%	120	-3
Female	12	6.9%	12	0
Supervised Bail	65		71	-6
By Facility				
Banksia Hill	114	65.5%	116	-2
Range View	60	34.5%	62	-2

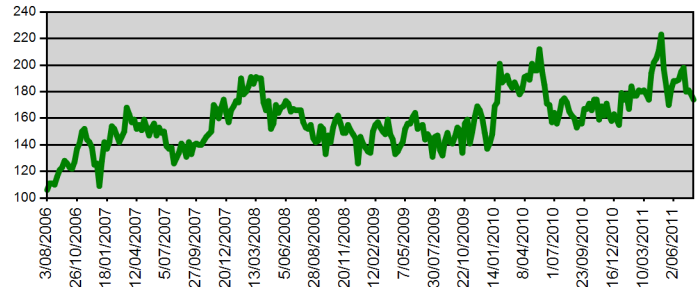
* Includes Hospital/Lockup
^ Includes cases where fine defaulters have a current remand warrant

Trends in Justice - Rolling Five Year History

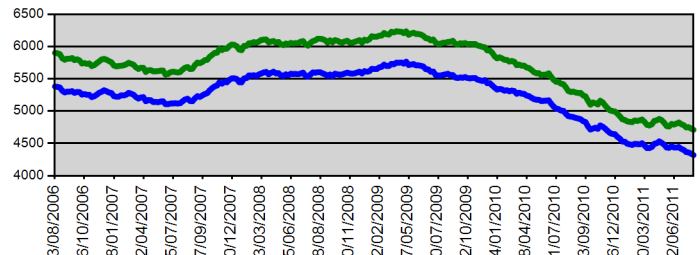
Adult Prisoner Population - Rolling 5 Year Snapshot



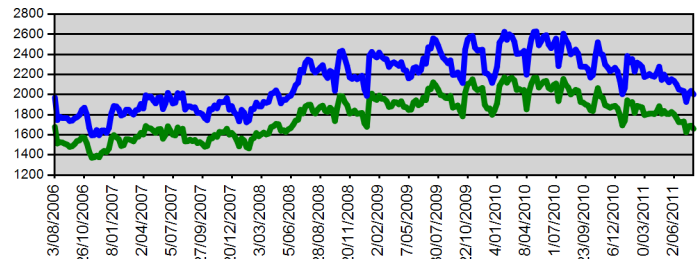
Juvenile Detention Population - Rolling 5 Year Snapshot



Adult Community Corrections - Orders and Offenders - Rolling 5 Year Snapshot



Juvenile Community Justice - Orders and Offenders - Rolling 5 Year Snapshot



Juvenile Community Justice - JJTeam Referrals and Distinct Persons - Snapshot (Since 19 Oct 2006)





Adult Community Justice Service Orders Valid as at 21/07/2011 00:00 hours													Distinct Persons							
Branch	IS	CB	CSI	DS	PS	PO	HB	CE	PA	WR / RR	WD	Total Count Orders	Distinct Persons Special / High Risk	Variation Total Distinct Persons	Aboriginal Male	Aboriginal Female	Non-Aboriginal Male	Non-Aboriginal Female	Not Recorded	Total Distinct Persons
Albany	15	54	13	1	5	0	15	2	11	0	14	130	3	6	20	8	64	18	0	110
Broome	49	44	17	1	4	1	0	1	2	0	25	144	4	-5	95	20	17	5	1	138
Bunbury	68	120	29	2	6	0	6	3	16	0	11	261	11	0	40	20	133	43	0	236
Busselton	32	45	12	0	5	1	1	0	5	0	7	108	6	1	4	4	60	17	1	86
Carnarvon	12	36	6	0	0	0	0	0	2	0	2	58	1	1	33	11	8	2	0	54
Central East Metro	84	120	45	5	7	0	3	7	36	0	3	310	30	0	44	20	183	41	0	288
Central Law Court	0	0	1	0	0	0	10	0	0	0	0	11	0	1	1	2	7	1	0	11
Central West Metro	90	150	61	0	8	4	22	9	42	0	14	400	21	-6	39	18	249	71	1	378
Court Assessment Treatment	3	0	0	0	36	0	46	0	0	0	2	87	31	3	8	5	24	7	0	44
Esperance	6	19	4	0	5	0	1	1	1	0	0	37	2	-1	9	4	15	6	0	34
Geraldton	39	89	22	1	0	0	9	1	2	0	9	172	2	-3	69	24	49	17	0	159
Halls Creek	28	19	4	0	7	0	0	0	0	0	15	73	1	-1	46	15	5	2	0	68
Kalgoorlie	40	54	11	0	31	1	11	7	5	0	17	177	9	1	74	33	38	11	0	156
Karratha	17	12	5	0	0	0	0	2	3	0	9	48	1	0	20	11	12	2	1	46
Katanning	5	31	5	0	2	0	1	0	0	0	0	44	0	2	16	8	14	1	0	39
Kununurra	43	34	9	0	9	0	0	0	1	0	24	120	5	-10	78	24	4	2	1	109
Mandurah	32	63	25	0	1	1	12	1	12	0	7	154	6	-7	17	2	104	23	0	146
Meekatharra	8	40	7	0	2	0	0	2	0	0	1	60	1	-1	35	12	5	0	0	52
Narrogin	8	33	6	0	3	0	2	0	1	0	1	54	2	1	19	9	18	3	0	49
Newman	9	20	2	0	2	0	0	3	1	0	7	44	1	0	28	5	6	0	1	40
North East Metro	94	125	45	1	10	1	19	8	39	0	11	353	18	-1	58	19	212	51	0	340
North West Metro	159	215	88	0	17	2	20	9	59	0	14	583	17	-8	48	23	385	77	0	533
Northam	17	49	11	0	2	1	0	0	8	0	4	92	6	-1	16	10	49	8	0	83
Rockingham	62	106	36	1	15	1	12	5	33	0	21	292	9	-5	24	10	194	47	0	275
Roeboorne	15	10	4	0	0	0	0	8	2	0	23	62	3	1	31	10	14	3	0	58
South East Metro	125	187	62	4	8	0	22	4	39	0	8	459	15	7	67	18	280	62	0	427
South Hedland	36	17	12	0	2	0	0	3	4	0	5	79	1	0	46	19	10	1	0	76
South West Coasta	73	106	38	1	10	2	22	3	34	0	10	299	18	3	27	22	195	40	0	284
TOTAL	1169	1798	580	17	197	15	234	79	358	0	264	4711	224	-22	1012	386	2354	561	6	4319
% of Total Orders	24.81%	38.17%	12.31%	0.36%	4.18%	0.32%	4.97%	1.68%	7.60%	0.00%	5.60%	Average orders/person	1.09		23.43%	8.94%	54.50%	12.99%	0.14%	100.00%



Branch	Juvenile Community Justice Service Orders Valid as at 21/07/2011 00:00 hrs										Distinct Persons on Orders							Reports	Total Services			
	AISO	ACBO	IYSO	YCBO	JCRO	CWO	INOR	SRO	BAIL	Total Orders	AB Male	AB Fem	Non AB Male	Non AB Fem	Not Recorded	Total Distinct Persons	Special Risk			Variation Total Distinct Persons on previous week	JJTM Referrals	JJTM Distinct Persons
Albany Branch	0	0	2	2	2	0	1	0	0	6	3	0	3	0	0	6	0	3	0	0	7	13
Broome RYJS	0	0	13	16	14	0	0	6	0	49	39	5	1	0	0	45	14	-2	0	0	11	60
Broome Y&FSS	0	0	0	0	0	0	0	0	0	0	0	0	0	0	0	0	1	1	0	0	0	0
Bunbury Branch	0	0	15	25	8	0	0	6	0	54	16	2	27	3	1	49	7	-3	0	0	18	72
Busselton Branch	0	0	1	1	2	1	0	1	0	6	0	0	6	0	0	6	1	-4	0	0	1	7
Carnarvon Branch	0	0	3	9	0	0	0	3	0	15	9	4	2	0	0	15	0	-4	18	15	4	37
Central Metro YJS	0	0	23	31	19	1	0	15	0	89	34	9	38	3	1	85	33	-3	0	0	33	122
Christmas & Cocos Islands	0	0	0	0	0	0	0	0	0	0	0	0	0	0	0	0	0	0	0	0	0	0
Derby Y&FSS	0	0	0	0	0	0	0	0	0	0	0	0	0	0	0	0	0	-2	0	0	0	0
Esperance Branch	0	0	1	3	4	0	0	1	0	9	6	0	3	0	0	9	1	-2	1	1	1	11
Fitzroy Crossing Y&FSS	0	0	0	0	0	0	0	0	0	0	0	0	0	0	0	0	0	0	0	0	0	0
Geraldton RYJS	0	0	8	27	2	0	0	3	0	40	23	5	8	2	0	38	10	3	0	0	11	51
Goldfields Y & FSS	0	0	0	0	0	0	0	0	0	0	0	0	0	0	0	0	0	-3	0	0	0	0
Halls Creek Branch	0	0	5	4	1	0	0	0	0	10	8	1	0	0	0	9	0	1	0	0	2	12
Halls Creek Y&FSS	0	0	0	0	0	0	0	0	0	0	0	0	0	0	0	0	0	0	0	0	0	0
Kalgoorlie YJS	0	0	4	19	6	0	1	5	0	34	29	2	3	0	0	34	5	2	17	14	19	70
Karratha Branch	0	0	2	11	5	0	0	2	0	20	13	3	4	0	0	20	3	0	0	0	11	31
Katanning Branch	0	0	0	0	0	0	0	0	0	0	0	0	0	0	0	0	0	0	2	1	0	2
Kununurra RYJS	0	0	10	11	3	0	1	6	0	30	27	3	0	0	0	30	9	2	0	0	1	31
Kununurra Y&FSS	0	0	0	0	0	0	0	0	0	0	0	0	0	0	0	0	0	0	0	0	0	0
Meekatharra Branch	0	0	6	9	2	0	0	2	0	19	19	0	0	0	0	19	4	0	1	1	7	27
Narrogin Branch	0	0	5	2	2	0	1	0	0	9	4	3	2	0	0	9	2	-5	18	13	3	30
Newman Branch	0	0	1	0	0	0	0	0	0	1	0	0	1	0	0	1	0	3	0	0	1	2
North Metro YJS	0	0	30	51	22	3	0	14	0	120	35	6	63	10	2	116	24	-2	0	0	31	151
Northam Branch	0	0	8	6	2	0	0	1	0	17	12	0	2	1	0	15	3	0	0	0	5	22
Roebourne Branch	0	0	3	12	3	0	0	5	0	23	13	9	0	1	0	23	7	0	0	0	10	33
South East Metro	0	0	39	74	47	3	1	9	0	172	71	9	60	12	9	161	20	-9	0	0	46	218
South Hedland Branch	0	0	8	29	12	0	0	3	0	52	40	8	1	0	0	49	6	-1	0	0	10	62
South West Metro Youth Justice Services	0	0	32	47	39	3	2	12	0	133	41	8	59	6	8	122	19	2	0	0	30	163
Wyndham Y&FSS	0	0	0	0	0	0	0	0	0	0	0	0	0	0	0	0	0	0	0	0	0	0
TOTAL Branches	0	0	219	389	195	11	7	94	0	908	442	77	283	38	21	861	169	-23	57	45	262	1227



Branch	Juvenile Community Justice Service Orders Valid as at 21/07/2011 00:00 hrs										Distinct Persons on Orders							Reports	Total Services			
	AISO	ACBO	IYSO	YCBO	JCRO	CWO	INOR	SRO	BAIL	Total Orders	AB Male	AB Fem	Non AB Male	Non AB Fem	Not Recorded	Total Distinct Persons	Special Risk			Variation Total Distinct Persons on previous week	JJTM Referrals	JJTM Distinct Persons
Albany JJ Team	0	0	0	0	0	0	0	0	0	0	0	0	0	0	0	0	0	-1	20	17	0	20
Broome JJ Team	0	0	0	0	0	0	0	0	0	0	0	0	0	0	0	0	0	0	5	5	0	5
Bunbury JJ Team	0	0	0	0	0	0	0	0	0	0	0	0	0	0	0	0	0	6	16	14	0	16
Central Metro JJT	0	0	0	0	0	0	0	0	0	0	0	0	0	0	0	0	2	65	56	0	65	
Geraldton JJ Team	0	0	0	0	0	0	0	0	0	0	0	0	0	0	0	0	-3	10	9	0	10	
Halls Creek JJ Team	0	0	0	0	0	0	0	0	0	0	0	0	0	0	0	0	0	19	15	0	19	
Kalgoorlie JJ Team	0	0	0	0	0	0	0	0	0	0	0	0	0	0	0	0	-1	19	16	0	19	
Karratha JJ Team	0	0	0	0	0	0	0	0	0	0	0	0	0	0	0	0	0	12	11	0	12	
Kununurra JJ Team	0	0	0	0	0	0	0	0	0	0	0	0	0	0	0	0	-7	62	46	0	62	
Newman JJ Team	0	0	0	0	0	0	0	0	0	0	0	0	0	0	0	0	0	3	3	0	3	
North Metro JJ Team	0	0	0	0	0	0	0	0	0	0	0	0	0	0	0	0	-7	60	58	1	61	
Northam JJ Team	0	0	0	0	0	0	0	0	0	0	0	0	0	0	0	0	2	9	9	0	9	
Roebourne JJ Team	0	0	0	0	0	0	0	0	0	0	0	0	0	0	0	0	-1	2	2	0	2	
South East Metro JJ Team	0	0	0	0	0	0	0	0	0	0	0	0	0	0	0	0	3	62	56	0	62	
South Hedland JJ Team	0	0	0	0	0	0	0	0	0	0	0	0	0	0	0	0	3	9	9	0	9	
South West Metro JJ Team	0	0	0	0	0	0	0	0	0	0	0	0	0	0	0	0	1	91	80	13	104	
TOTAL JJ Team	0	0	0	0	0	0	0	0	0	0	0	0	0	0	0	0	1	464	406	14	478	
Court Assessment and Treatment Service	0	0	0	0	0	0	0	0	0	0	0	0	0	0	0	0	2	0	0	17	17	
Geraldton Y & FSS	0	0	0	0	0	0	0	0	0	0	0	0	0	0	0	0	5	0	0	0	0	
Killara Youth Services	0	0	0	0	0	0	0	0	0	0	0	0	0	0	0	0	-3	0	0	0	0	
TOTAL Others	0	0	0	0	0	0	0	0	0	0	0	0	0	0	0	0	7	0	0	17	17	
Not Recorded	0	0	0	0	0	0	0	0	0	0	0	0	0	0	0	0	0	0	0	0	0	
TOTAL Not Recorded	0	0	0	0	0	0	0	0	0	0	0	0	0	0	0	0	0	0	0	0	0	
GRAND TOTAL	0	0	219	389	195	11	7	94	0	908	442	77	283	38	21	861	177	-31	521	451	293	1722
% of Total Orders	0.00%	0.00%	24.12%	42.84%	21.48%	1.21%	0.77%	10.35%	0.00%	100.00%	51.34%	8.94%	32.87%	4.41%	2.44%	Average Supervised Orders / Person		1.05				



Adults Offenders in Custody as at 28/07/2011 00:00 Hours. Count by Facility, Status, Ethnicity and Gender.

This includes all persons in workcamps and in hospital and lockup.

FACILITY	Sentenced							Unsentenced							Total
	Aboriginal			Non-Aboriginal			Total	Aboriginal			Non-Aboriginal			Total	
	MALE	FEMALE	Total	MALE	FEMALE	Total		MALE	FEMALE	Total	MALE	FEMALE	Total		
ACACIA PRISON	367	0	367	614	0	614	981	0	0	0	0	0	0	0	981
ALBANY REGIONAL PRISON	96	0	96	181	0	181	277	5	0	5	23	0	23	28	305
BANDYUP WOMENS PRISON	0	63	63	0	94	94	157	0	19	19	0	26	26	45	202
BORONIA PRE RELEASE CENTRE	0	11	11	0	70	70	81	0	0	0	0	0	0	0	81
BROOME REGIONAL PRISON	73	7	80	26	0	26	106	10	0	10	1	0	1	11	117
BUNBURY REGIONAL PRISON	53	0	53	255	0	255	308	7	0	7	17	0	17	24	332
CASUARINA PRISON	212	0	212	292	0	292	504	43	0	43	20	0	20	63	567
EASTERN GOLDFIELDS REGIONAL PRISON	57	12	69	23	0	23	92	19	1	20	10	0	10	30	122
GREENOUGH REGIONAL PRISON	182	14	196	37	4	41	237	31	3	34	8	0	8	42	279
HAKEA PRISON	51	0	51	182	0	182	233	184	0	184	380	0	380	564	797
KARNET PRISON FARM	30	0	30	207	0	207	237	0	0	0	0	0	0	0	237
PARDELUP PRISON FARM	6	0	6	86	0	86	92	0	0	0	0	0	0	0	92
ROEBOURNE REGIONAL PRISON	108	8	116	11	0	11	127	24	4	28	1	0	1	29	156
WOOROLOO PRISON FARM	40	0	40	318	0	318	358	0	0	0	1	0	1	1	359
Total	1275	115	1390	2232	168	2400	3790	323	27	350	461	26	487	837	4627



Juvenile Offenders in Detention as at 28/07/2011 00:00 Hours. Count by Facility, Status, Ethnicity and Gender.

FACILITY	Sentenced						Unsentenced						Total	
	Aboriginal			Non-Aboriginal		Total	Aboriginal			Non-Aboriginal		Total		
	MALE	FEMALE	Total	MALE	Total		MALE	FEMALE	Total	MALE	FEMALE			Total
BANKSIA HILL DETENTION CENTRE	59	0	59	28	28	87	15	0	15	12	0	12	27	114
RANGEVIEW REMAND CENTRE	5	2	7	2	2	9	29	7	36	12	3	15	51	60
Total	64	2	66	30	30	96	44	7	51	24	3	27	78	174



Prisoners in Custody of Hospital or Police Lockup as at 28/07/2011 00:00 Hours.

Parent Facility and Prisoner Locations		Sentenced			Unsentenced			Total
		A	N	Total	A	N	Total	
		MALE	MALE		MALE	MALE		
CASUARINA PRISON	CASU EU LONGTERM HOSPITAL	0	1	1	2	0	2	3
HAKEA PRISON	HAKE EU POLICE LOCKUP	0	5	5	0	0	0	5
	GRAYLANDS HOSPITAL	0	0	0	0	1	1	1
BROOME REGIONAL PRISON	HEALTH APPOINTMENT	0	0	0	1	0	1	1
ACACIA PRISON	HOSPITAL ADMISSION OVERNIGHT	2	2	4	0	0	0	4
WOOROLOO PRISON FARM	WOOR EU POLICE LOCKUP	0	1	1	0	0	0	1
Total		2	9	11	3	1	4	15



Prisoners in Custody of WorkCamp as at 28/07/2011 00:00 Hours.

Parent Facility and WorkCamp Locations		Sentenced			Total
		Aboriginal	Non-Aboriginal	Total	
		MALE	MALE		
BROOME REGIONAL PRISON	WYNDHAM WORK CAMP	14	6	20	20
EASTERN GOLDFIELDS REGIONAL PRISON	MT. MORGANS WORKCAMP	1	1	2	2
PARDELUP PRISON FARM	WALPOLE WORK CAMP	2	8	10	10
ROEBOURNE REGIONAL PRISON	MILLSTREAM WORKCAMP	8	3	11	11
WOOROLOO PRISON FARM	KELLERBERRIN WORKCAMP	1	10	11	11
Total		26	28	54	54