



Weekly Offender Statistics (WOS) Report as at 21/07/2011 00:00 hours



Performance and Statistics

Department of Corrective Services

Generated On: 21/07/2011 12:05:16 PM

Generated by: JUSTICE\RattanaT



Report Notes

Report Title Weekly Offender Statistics (WOS) Report

Report Designer Performance and Statistics Team

Last Modified

Report Data Source WOSdb in the Analysis Platform

Data Guidelines

This report shows a weekly snapshot of the Adult and Juvenile custodial systems and the variation between weekly snapshots as well as a rolling five year history of the snapshot reports in graphical form.



Legend:

Adult OrderType Codes

CB - Community Based Orders

CE - CEO Parole / Short Term Parole Orders

CSI - Conditional Suspended Imprisonment Orders

DS - Dangerous Sex Offender Orders

HB - Conditional/ Monitored Bail Orders

IS - Intensive Supervision Orders

PA - Parole Orders

PO - Probation Orders

PS - Pre-Sentence Orders

WD - Work and Development Orders

WR/RR - Work Release or ReEntry Release Orders



Legend: Juvenile OrderTypes

AISO - Adult Intensive Supervision Order
ACBO - Adult Community Based Order
BAIL - Supervising Bail
CONF - Court Conferencing Referral
CUST - Juvenile Detention Support
CWO - Community Work Order
DBWT - Deferred Bench Warrant
INOR - Interstate Order
IYSO - Intensive Youth Supervision Order
JCRO - Juvenile Conditional Release Order
JTMP - Juvenile Drug Court (CATS) Treatment
Mgmt Plan
JJTM - JJ Team Referral
PREV - Prevention
PRIS - Adult Prison Support
SRO - Supervised Release Order
YCBO - Youth Community Based Order

All Reports:

Includes: Adult Pre-sentence Report
Breach of Adult Court Order Report
Breach of Juvenile Court Order Report
Breach of SRO Report (S.144 - non-compliance)
Breach of SRO Report (S.145 - offending)
Combined Juvenile Court Report & Adult PSR
Court Report
Court Conference Referral Report
Juvenile Court Diversion Assessment



Weekly Offender Statistics - Thursday Prisoner Population Report as at 21/07/2011 00:00 hours

Adult Prisoner Population

	Count	% of Total	Previous Count	Variation
Total *	4623		4616	7
Sentenced	3791	82.0%	3774	17
Remand	816	17.7%	824	-8
Aboriginal	1738	37.6%	1739	-1
Female	337	7.3%	333	4
Hospital/Lockup	16	0.3%	18	-2
Fine Defaulters:				
State ^	19	0.4%	10	9
Federal	0	0.0%	0	0
By Facility				
Acacia	990	21.4%	982	8
Albany	305	6.6%	306	-1
Bandyup	196	4.2%	196	0
Boronia Pre release	82	1.8%	82	0
Broome	113	2.4%	106	7
Bunbury	334	7.2%	335	-1
Casuarina	568	12.3%	573	-5
Eastern Goldfields	114	2.5%	114	0
Greenough	285	6.2%	286	-1
Hakea	787	17.0%	789	-2
Karnet	238	5.1%	236	2
Pardelup	87	1.9%	87	0
Roebourne	155	3.4%	158	-3
Woorloo	369	8.0%	366	3
Alternatives to Imprisonment (inc Early release, Bail and Pre-Sentence orders)				
CEO/Short Term Parole	82	8.6%	78	4
Conditional Bail	235	24.7%	236	-1
Cwlth Parole	12	1.3%	12	0
Interstate parole	4	0.4%	4	0
Monitored Bail	0	0.0%	0	0
Pre-Sentence	195	20.5%	198	-3
State Parole	343	36.0%	351	-8
Work Rel. or Re-Entry	0	0.0%	0	0

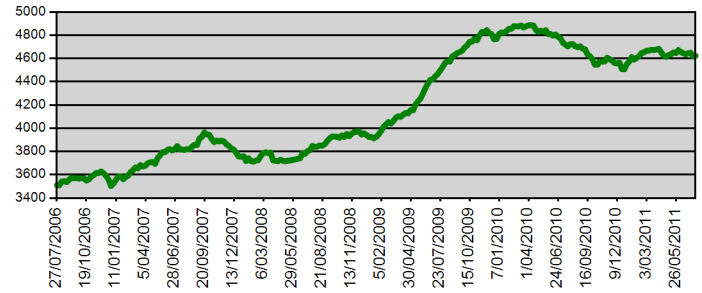
Juvenile Custodial Population

Total	178		181	-3
Sentenced	96	53.9%	94	2
Unsentenced	82	46.1%	87	-5
Aboriginal	120	67.4%	119	1
Female	12	6.7%	10	2
Supervised Bail	71		77	-6
By Facility				
Banksia Hill	116	65.2%	118	-2
Range View	62	34.8%	63	-1

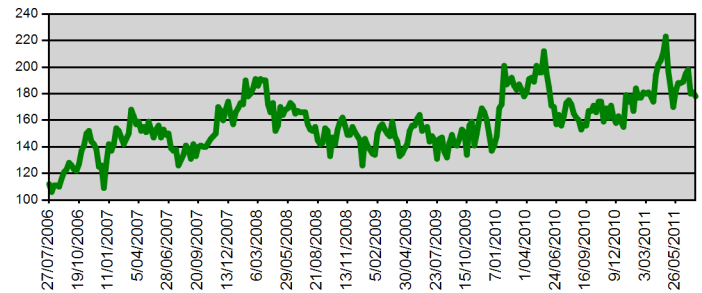
* Includes Hospital/Lockup
^ Includes cases where fine defaulters have a current remand warrant

Trends in Justice - Rolling Five Year History

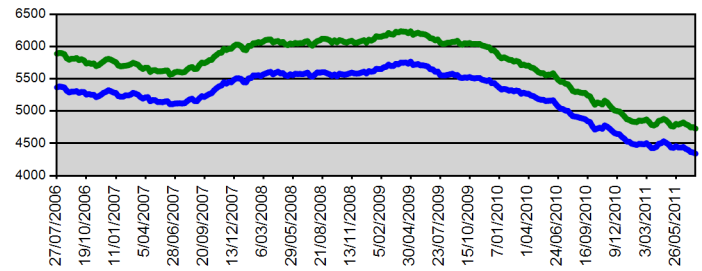
Adult Prisoner Population - Rolling 5 Year Snapshot



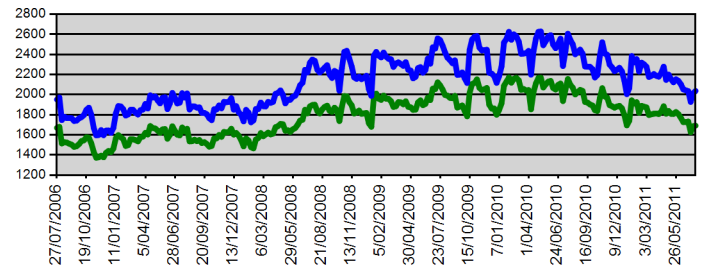
Juvenile Detention Population - Rolling 5 Year Snapshot



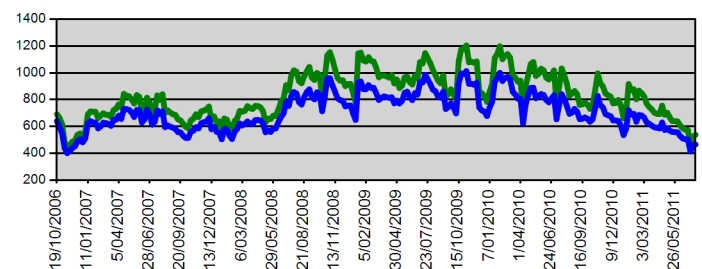
Adult Community Corrections - Orders and Offenders - Rolling 5 Year Snapshot



Juvenile Community Justice - Orders and Offenders - Rolling 5 Year Snapshot



Juvenile Community Justice - JJTeam Referrals and Distinct Persons - Snapshot (Since 19 Oct 2006)





Adult Community Justice Service Orders Valid as at 14/07/2011 00:00 hours														Distinct Persons						
Branch	IS	CB	CSI	DS	PS	PO	HB	CE	PA	WR / RR	WD	Total Count Orders	Distinct Persons Special / High Risk	Variation Total Distinct Persons	Aboriginal Male	Aboriginal Female	Non-Aboriginal Male	Non-Aboriginal Female	Not Recorded	Total Distinct Persons
Albany	16	52	13	1	6	0	15	2	10	0	11	126	3	0	19	7	62	16	0	104
Broome	48	46	17	1	4	1	0	3	2	0	25	147	4	3	97	22	18	5	1	143
Bunbury	69	116	29	2	6	0	6	5	16	0	10	259	10	5	40	19	134	43	0	236
Busselton	31	46	12	0	5	1	1	0	6	0	3	105	6	-6	4	5	59	17	0	85
Carnarvon	12	35	6	0	0	0	0	0	2	0	3	58	1	-2	32	11	8	2	0	53
Central Breach Unit	0	0	0	0	0	0	0	0	0	0	0	0	0	-2	0	0	0	0	0	0
Central East Metro	86	118	45	5	7	0	3	7	35	0	5	311	29	0	43	21	183	41	0	288
Central Law Court	0	0	1	0	0	0	9	0	0	0	0	10	0	0	1	2	6	1	0	10
Central West Metro	97	155	61	0	9	4	25	7	41	0	13	412	22	-1	40	18	250	76	0	384
Court Assessment Treatment	4	0	0	0	34	0	44	0	0	0	0	82	32	-1	9	3	22	7	0	41
Esperance	6	19	5	0	5	0	1	1	1	0	0	38	2	1	9	4	16	6	0	35
Geraldton	41	90	22	1	0	0	9	1	2	0	9	175	2	-1	73	23	49	17	0	162
Halls Creek	29	21	4	0	7	0	0	0	0	0	13	74	1	0	47	15	5	2	0	69
Kalgoorlie	41	53	11	0	31	1	10	6	5	0	17	175	7	-11	73	33	39	10	0	155
Karratha	17	12	5	0	0	0	0	1	3	0	10	48	1	0	20	12	12	2	0	46
Katanning	5	31	5	0	2	0	1	0	0	0	0	44	0	-1	15	8	13	1	0	37
Kununurra	43	36	9	0	9	0	0	0	1	0	33	131	6	-7	83	27	6	2	1	119
Mandurah	29	71	23	0	1	1	14	1	12	0	8	160	6	0	20	2	108	23	0	153
Meekatharra	8	42	7	0	2	0	0	2	0	0	1	62	1	-2	35	13	5	0	0	53
Narrogin	8	32	6	0	3	0	2	0	1	0	1	53	2	-2	19	9	17	3	0	48
Newman	10	19	2	0	1	0	0	4	1	0	7	44	1	3	27	6	6	0	1	40
North East Metro	90	126	46	1	10	1	20	9	41	0	11	355	20	6	58	18	216	49	0	341
North West Metro	157	220	88	0	18	2	20	10	60	0	14	589	17	2	51	22	393	75	0	541
Northam	17	48	11	0	2	2	0	0	8	0	4	92	5	-1	16	10	49	9	0	84
Rockingham	65	108	35	1	15	1	13	6	33	0	20	297	9	3	25	10	197	48	0	280
Roebourne	15	11	4	0	0	0	0	7	2	0	22	61	3	-4	30	9	15	3	0	57
South East Metro	122	183	62	4	7	0	20	4	39	0	7	448	13	-3	63	19	275	62	1	420
South Hedland	36	17	12	0	1	0	0	3	4	0	5	78	1	-2	47	19	9	1	0	76
South West Coasta	71	106	38	1	10	2	22	3	34	0	9	296	18	4	27	21	192	41	0	281
TOTAL	1173	1813	579	17	195	16	235	82	359	0	261	4730	222	-19	1023	388	2364	562	4	4341
% of Total Orders	24.80%	38.33%	12.24%	0.36%	4.12%	0.34%	4.97%	1.73%	7.59%	0.00%	5.52%	Average orders/person	1.09		23.57%	8.94%	54.46%	12.95%	0.09%	100.00%



Juvenile Community Justice Service Orders Valid as at 14/07/2011 00:00 hrs											Distinct Persons on Orders											
Branch	AISO	ACBO	IYSO	YCBO	JCRO	CWO	INOR	SRO	BAIL	Total Orders	AB Male	AB Fem	Non AB Male	Non AB Fem	Not Recorded	Total Distinct Persons	Special Risk	Variation Total Distinct Persons on previous week	JJTM Referrals	JJTM Distinct Persons	Reports	Total Services
Albany Branch	0	0	2	2	2	0	1	0	0	6	3	0	3	0	0	6	0	1	0	0	4	10
Broome RYJS	0	0	13	16	15	0	0	4	0	48	38	5	1	0	0	44	14	-2	0	0	9	57
Broome Y&FSS	0	0	0	0	0	0	0	0	0	0	0	0	0	0	0	0	0	-1	0	0	0	0
Bunbury Branch	0	0	16	26	9	0	0	5	0	56	17	2	27	3	1	50	7	5	1	1	16	73
Busselton Branch	0	0	2	1	2	2	0	1	0	8	0	0	8	0	0	8	1	2	0	0	2	10
Carnarvon Branch	0	0	2	9	0	0	0	2	0	13	7	3	2	0	0	12	0	0	22	20	3	38
Central Metro YJS	0	0	24	30	19	1	0	16	0	90	33	10	39	3	1	86	33	-6	0	0	29	119
Christmas & Cocos Islands	0	0	0	0	0	0	0	0	0	0	0	0	0	0	0	0	0	0	0	0	0	0
Derby Y&FSS	0	0	0	0	0	0	0	0	0	0	0	0	0	0	0	0	0	2	0	0	0	0
Esperance Branch	0	0	1	3	4	0	0	2	0	10	7	0	3	0	0	10	1	0	1	1	1	12
Fitzroy Crossing Y&FSS	0	0	0	0	0	0	0	0	0	0	0	0	0	0	0	0	0	0	0	0	0	0
Geraldton RYJS	0	0	8	26	2	0	0	3	0	39	22	5	8	2	0	37	10	3	0	0	7	46
Goldfields Y & FSS	0	0	0	0	0	0	0	0	0	0	0	0	0	0	0	0	0	7	0	0	0	0
Halls Creek Branch	0	0	5	4	1	0	0	0	0	10	8	1	0	0	0	9	0	2	0	0	1	11
Halls Creek Y&FSS	0	0	0	0	0	0	0	0	0	0	0	0	0	0	0	0	0	0	0	0	0	0
Kalgoorlie YJS	0	0	5	21	5	0	1	6	0	37	31	2	3	0	0	36	7	-2	21	15	15	73
Karratha Branch	0	0	2	11	5	0	0	2	0	20	13	3	4	0	0	20	3	1	0	0	11	31
Katanning Branch	0	0	0	0	0	0	0	0	0	0	0	0	0	0	0	0	0	0	2	1	0	2
Kununurra Branch	0	0	0	0	0	0	0	0	0	0	0	0	0	0	0	0	0	-30	0	0	0	0
Kununurra RYJS	0	0	8	11	3	0	1	6	0	28	26	2	0	0	0	28	9	31	0	0	0	28
Kununurra Y&FSS	0	0	0	0	0	0	0	0	0	0	0	0	0	0	0	0	0	0	0	0	0	0
Meekatharra Branch	0	0	6	10	2	0	0	2	0	20	20	0	0	0	0	20	4	3	0	0	10	30
Narrogin Branch	0	0	5	2	3	0	1	0	0	10	4	3	2	0	1	10	2	9	21	16	4	35
Newman Branch	0	0	0	0	0	0	0	0	0	0	0	0	0	0	0	0	0	-15	0	0	0	0
North Metro YJS	0	0	30	50	22	3	0	13	0	118	35	6	63	8	2	114	24	-1	0	0	34	152
Northam Branch	0	0	8	4	1	0	0	1	0	14	11	0	1	1	0	13	3	0	0	0	5	19
Roebourne Branch	0	0	4	12	5	0	0	4	0	25	13	11	0	1	0	25	7	0	0	0	8	33
South East Metro	0	0	39	82	47	3	0	11	0	182	78	9	62	12	10	171	21	3	0	0	59	241
South Hedland Branch	0	0	7	27	12	0	0	3	0	49	38	8	1	0	0	47	6	16	0	0	10	59
South West Metro Youth Justice Services	0	0	30	52	37	2	2	12	0	133	41	10	60	6	8	125	19	-6	0	0	28	161
Wyndham Y&FSS	0	0	0	0	0	0	0	0	0	0	0	0	0	0	0	0	0	0	0	0	0	0
TOTAL Branches	0	0	217	399	196	11	6	93	0	916	445	80	287	36	23	871	171	22	68	54	256	1240



Juvenile Community Justice Service Orders Valid as at 14/07/2011 00:00 hrs											Distinct Persons on Orders											
Branch	AISO	ACBO	IYSO	YCBO	JCRO	CWO	INOR	SRO	BAIL	Total Orders	AB Male	AB Fem	Non AB Male	Non AB Fem	Not Recorded	Total Distinct Persons	Special Risk	Variation Total Distinct Persons on previous week	JJTM Referrals	JJTM Distinct Persons	Reports	Total Services
Albany JJ Team	0	0	0	0	0	0	0	0	0	0	0	0	0	0	0	0	0	9	20	17	0	20
Broome JJ Team	0	0	0	0	0	0	0	0	0	0	0	0	0	0	0	0	0	-4	5	5	0	5
Bunbury JJ Team	0	0	0	0	0	0	0	0	0	0	0	0	0	0	0	0	0	-4	14	12	0	14
Central Metro JJT	0	0	0	0	0	0	0	0	0	0	0	0	0	0	0	0	0	-4	61	52	2	63
Geraldton JJ Team	0	0	0	0	0	0	0	0	0	0	0	0	0	0	0	0	0	0	12	12	0	12
Halls Creek JJ Team	0	0	0	0	0	0	0	0	0	0	0	0	0	0	0	0	0	-1	20	15	0	20
Kalgoorlie JJ Team	0	0	0	0	0	0	0	0	0	0	0	0	0	0	0	0	0	0	14	14	0	14
Karratha JJ Team	0	0	0	0	0	0	0	0	0	0	0	0	0	0	0	0	0	0	12	11	0	12
Kununurra JJ Team	0	0	0	0	0	0	0	0	0	0	0	0	0	0	0	0	0	-11	72	53	0	72
Newman JJ Team	0	0	0	0	0	0	0	0	0	0	0	0	0	0	0	0	0	0	3	3	0	3
North Metro JJ Team	0	0	0	0	0	0	0	0	0	0	0	0	0	0	0	0	0	8	64	63	2	66
Northam JJ Team	0	0	0	0	0	0	0	0	0	0	0	0	0	0	0	0	0	5	9	9	0	9
Roebourne JJ Team	0	0	0	0	0	0	0	0	0	0	0	0	0	0	0	0	1	0	4	3	0	4
South East Metro JJ Team	0	0	0	0	0	0	0	0	0	0	0	0	0	0	0	0	0	-2	60	54	3	63
South Hedland JJ Team	0	0	0	0	0	0	0	0	0	0	0	0	0	0	0	0	0	-1	7	6	0	7
South West Metro JJ Team	0	0	0	0	0	0	0	0	0	0	0	0	0	0	0	0	0	-4	93	82	14	107
TOTAL JJ Team	0	0	0	0	0	0	0	0	0	0	0	0	0	0	0	0	1	-9	470	411	21	491
Court Assessment and Treatment Service	0	0	0	0	0	0	0	0	0	0	0	0	0	0	0	0	2	0	0	0	19	19
Geraldton Y & FSS	0	0	0	0	0	0	0	0	0	0	0	0	0	0	0	0	6	-1	0	0	0	0
Killara Youth Services	0	0	0	0	0	0	0	0	0	0	0	0	0	0	0	0	0	-7	0	0	0	0
TOTAL Others	0	0	0	0	0	0	0	0	0	0	0	0	0	0	0	0	8	-8	0	0	19	19
Not Recorded	0	0	0	0	0	0	0	0	0	0	0	0	0	0	0	0	0	0	0	0	0	0
TOTAL Not Recorded	0	0	0	0	0	0	0	0	0	0	0	0	0	0	0	0	0	0	0	0	0	0
GRAND TOTAL	0	0	217	399	196	11	6	93	0	916	445	80	287	36	23	871	180	5	538	465	296	1750
% of Total Orders	0.00%	0.00%	23.69%	43.56%	21.40%	1.20%	0.66%	10.15%	0.00%	100.00%	51.09%	9.18%	32.95%	4.13%	2.64%	Average Supervised Orders / Person			1.05			



Adults Offenders in Custody as at 21/07/2011 00:00 Hours. Count by Facility, Status, Ethnicity and Gender.

This includes all persons in workcamps and in hospital and lockup.

FACILITY	Sentenced							Unsentenced							Total
	Aboriginal			Non-Aboriginal			Total	Aboriginal			Non-Aboriginal			Total	
	MALE	FEMALE	Total	MALE	FEMALE	Total		MALE	FEMALE	Total	MALE	FEMALE	Total		
ACACIA PRISON	363	0	363	627	0	627	990	0	0	0	0	0	0	0	990
ALBANY REGIONAL PRISON	96	0	96	180	0	180	276	5	1	6	23	0	23	29	305
BANDYUP WOMENS PRISON	0	62	62	0	87	87	149	0	21	21	0	26	26	47	196
BORONIA PRE RELEASE CENTRE	0	13	13	0	69	69	82	0	0	0	0	0	0	0	82
BROOME REGIONAL PRISON	75	7	82	24	0	24	106	6	1	7	0	0	0	7	113
BUNBURY REGIONAL PRISON	53	0	53	250	0	250	303	7	0	7	24	0	24	31	334
CASUARINA PRISON	209	0	209	292	0	292	501	45	0	45	22	0	22	67	568
EASTERN GOLDFIELDS REGIONAL PRISON	51	13	64	26	3	29	93	12	1	13	8	0	8	21	114
GREENOUGH REGIONAL PRISON	185	15	200	37	4	41	241	35	3	38	6	0	6	44	285
HAKEA PRISON	57	0	57	183	0	183	240	180	0	180	367	0	367	547	787
KARNET PRISON FARM	30	0	30	208	0	208	238	0	0	0	0	0	0	0	238
PARDELUP PRISON FARM	6	0	6	81	0	81	87	0	0	0	0	0	0	0	87
ROEBOURNE REGIONAL PRISON	108	9	117	12	0	12	129	23	2	25	1	0	1	26	155
WOOROLOO PRISON FARM	44	0	44	324	0	324	368	0	0	0	1	0	1	1	369
Total	1277	119	1396	2244	163	2407	3803	313	29	342	452	26	478	820	4623



Juvenile Offenders in Detention as at 21/07/2011 00:00 Hours. Count by Facility, Status, Ethnicity and Gender.

FACILITY	Sentenced						Unsentenced						Total	
	Aboriginal			Non-Aboriginal		Total	Aboriginal			Non-Aboriginal		Total		
	MALE	FEMALE	Total	MALE	Total		MALE	FEMALE	Total	MALE	FEMALE			Total
BANKSIA HILL DETENTION CENTRE	58	0	58	30	30	88	16	0	16	12	0	12	28	116
RANGEVIEW REMAND CENTRE	6	2	8	0	0	8	29	9	38	15	1	16	54	62
Total	64	2	66	30	30	96	45	9	54	27	1	28	82	178



Prisoners in Custody of Hospital or Police Lockup as at 21/07/2011 00:00 Hours.

Parent Facility and Prisoner Locations		Sentenced			Unsentenced			Total
		A	N	Total	A	N	Total	
		MALE	MALE		MALE	MALE		
CASUARINA PRISON	CASU EU LONGTERM HOSPITAL	0	2	2	2	0	2	4
HAKEA PRISON	HAKE EU POLICE LOCKUP	0	5	5	0	0	0	5
	GRAYLANDS HOSPITAL	0	0	0	0	1	1	1
BROOME REGIONAL PRISON	HEALTH APPOINTMENT	0	0	0	1	0	1	1
ACACIA PRISON	HOSPITAL ADMISSION OVERNIGHT	2	2	4	0	0	0	4
WOOROLOO PRISON FARM	JOONDALUP LOCKUP	0	1	1	0	0	0	1
Total		2	10	12	3	1	4	16



Prisoners in Custody of WorkCamp as at 21/07/2011 00:00 Hours.

Parent Facility and WorkCamp Locations		Sentenced			Total
		Aboriginal	Non-Aboriginal	Total	
		MALE	MALE		
BROOME REGIONAL PRISON	WYNDHAM WORK CAMP	11	7	18	18
EASTERN GOLDFIELDS REGIONAL PRISON	MT. MORGANS WORKCAMP	3	1	4	4
PARDELUP PRISON FARM	WALPOLE WORK CAMP	1	8	9	9
ROEBOURNE REGIONAL PRISON	MILLSTREAM WORKCAMP	6	3	9	9
WOOROLOO PRISON FARM	KELLERBERRIN WORKCAMP	1	9	10	10
Total		22	28	50	50