



## Weekly Offender Statistics (WOS) Report as at 14/07/2011 00:00 hours



### Performance and Statistics

### Department of Corrective Services

Generated On: 14/07/2011 10:14:58 AM

Generated by: JUSTICE\GrzelecA



## Report Notes

---

**Report Title** Weekly Offender Statistics (WOS) Report

**Report Designer** Performance and Statistics Team

**Last Modified**

**Report Data Source** WOSdb in the Analysis Platform

### Data Guidelines

This report shows a weekly snapshot of the Adult and Juvenile custodial systems and the variation between weekly snapshots as well as a rolling five year history of the snapshot reports in graphical form.



**Legend:**

**Adult OrderType Codes**

CB - Community Based Orders

CE - CEO Parole / Short Term Parole Orders

CSI - Conditional Suspended Imprisonment Orders

DS - Dangerous Sex Offender Orders

HB - Conditional/ Monitored Bail Orders

IS - Intensive Supervision Orders

PA - Parole Orders

PO - Probation Orders

PS - Pre-Sentence Orders

WD - Work and Development Orders

WR/RR - Work Release or ReEntry Release Orders



**Legend: Juvenile OrderTypes**

AISO - Adult Intensive Supervision Order  
ACBO - Adult Community Based Order  
BAIL - Supervising Bail  
CONF - Court Conferencing Referral  
CUST - Juvenile Detention Support  
CWO - Community Work Order  
DBWT - Deferred Bench Warrant  
INOR - Interstate Order  
IYSO - Intensive Youth Supervision Order  
JCRO - Juvenile Conditional Release Order  
JTMP - Juvenile Drug Court (CATS) Treatment Mgmt Plan  
JJTM - JJ Team Referral  
PREV - Prevention  
PRIS - Adult Prison Support  
SRO - Supervised Release Order  
YCBO - Youth Community Based Order

**All Reports:**

**Includes:** Adult Pre-sentence Report  
Breach of Adult Court Order Report  
Breach of Juvenile Court Order Report  
Breach of SRO Report (S.144 - non-compliance)  
Breach of SRO Report (S.145 - offending)  
Combined Juvenile Court Report & Adult PSR  
Court Report  
Court Conference Referral Report  
Juvenile Court Diversion Assessment



Weekly Offender Statistics - Thursday Prisoner Population Report as at 14/07/2011 00:00 hours

Adult Prisoner Population

	Count	% of Total	Previous Count	Variation
Total *	4616		4649	-33
Sentenced	3774	81.8%	3807	-33
Remand	824	17.9%	827	-3
Aboriginal	1739	37.7%	1755	-16
Female	333	7.2%	345	-12
Hospital/Lockup	18	0.4%	15	3
Fine Defaulters:				
State ^	10	0.2%	35	-25
Federal	0	0.0%	0	0
By Facility				
Acacia	982	21.3%	995	-13
Albany	306	6.6%	307	-1
Bandyup	196	4.2%	211	-15
Boronia Pre release	82	1.8%	79	3
Broome	106	2.3%	106	0
Bunbury	335	7.3%	333	2
Casuarina	573	12.4%	575	-2
Eastern Goldfields	114	2.5%	110	4
Greenough	286	6.2%	284	2
Hakea	789	17.1%	792	-3
Karnet	236	5.1%	236	0
Pardelup	87	1.9%	88	-1
Roebourne	158	3.4%	170	-12
Woorloo	366	7.9%	363	3
Alternatives to Imprisonment (inc Early release, Bail and Pre-Sentence orders)				
CEO/Short Term Parole	78	8.2%	89	-11
Conditional Bail	236	24.7%	231	5
Cwlth Parole	12	1.3%	14	-2
Interstate parole	4	0.4%	4	0
Monitored Bail	0	0.0%	0	0
Pre-Sentence	198	20.7%	202	-4
State Parole	351	36.7%	354	-3
Work Rel. or Re-Entry	0	0.0%	0	0

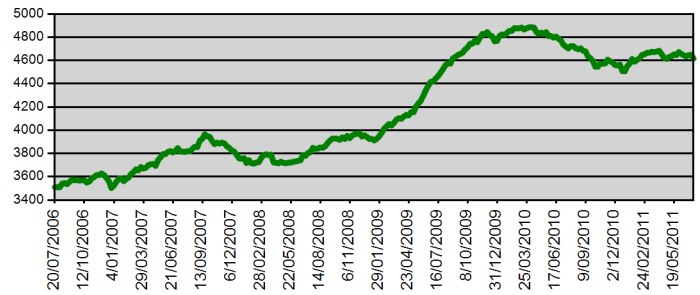
Juvenile Custodial Population

Total	181		180	1
Sentenced	94	51.9%	103	-9
Unsentenced	87	48.1%	77	10
Aboriginal	119	65.7%	119	0
Female	10	5.5%	14	-4
Supervised Bail	77		75	2
By Facility				
Banksia Hill	118	65.2%	121	-3
Range View	63	34.8%	59	4

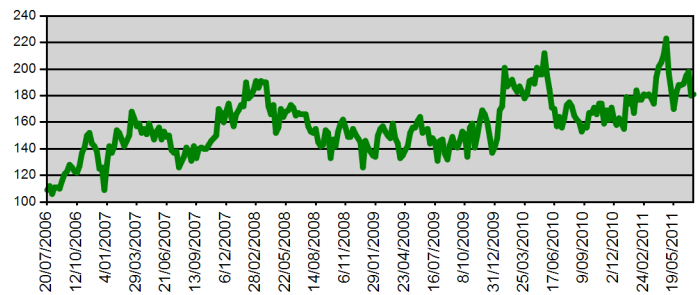
\* Includes Hospital/Lockup  
^ Includes cases where fine defaulters have a current remand warrant

Trends in Justice - Rolling Five Year History

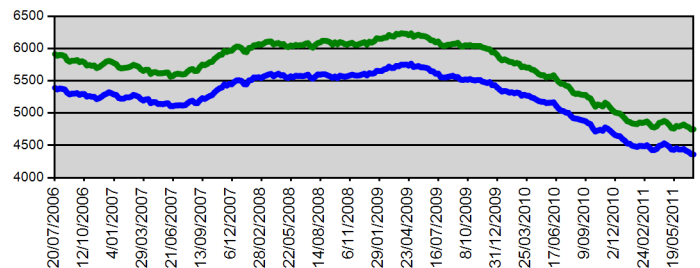
Adult Prisoner Population - Rolling 5 Year Snapshot



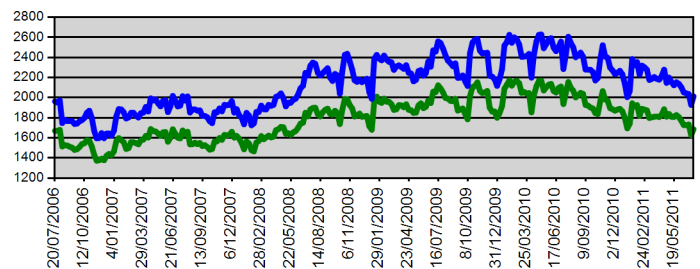
Juvenile Detention Population - Rolling 5 Year Snapshot



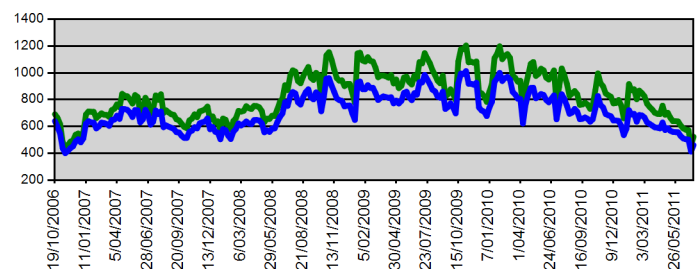
Adult Community Corrections - Orders and Offenders - Rolling 5 Year Snapshot



Juvenile Community Justice - Orders and Offenders - Rolling 5 Year Snapshot



Juvenile Community Justice - JJTeam Referrals and Distinct Persons - Snapshot (Since 19 Oct 2006)





Adult Community Justice Service Orders Valid as at 7/07/2011 00:00 hours													Distinct Persons							
Branch	IS	CB	CSI	DS	PS	PO	HB	CE	PA	WR / RR	WD	Total Count Orders	Distinct Persons Special / High Risk	Variation Total Distinct Persons	Aboriginal Male	Aboriginal Female	Non-Aboriginal Male	Non-Aboriginal Female	Not Recorded	Total Distinct Persons
Albany	16	50	13	1	8	0	16	1	10	0	10	125	2	0	20	6	62	16	0	104
Broome	48	46	17	1	4	1	0	3	3	0	21	144	4	-2	93	23	19	4	1	140
Bunbury	68	115	28	2	5	0	6	6	16	0	8	254	10	-5	40	19	128	43	1	231
Busselton	32	49	13	0	5	1	1	0	6	0	3	110	7	6	4	5	61	20	1	91
Carnarvon	12	35	6	1	0	0	0	1	2	0	4	61	1	-3	32	13	7	2	1	55
Central Breach Unit	0	0	2	0	0	0	0	0	0	0	0	2	1	0	0	0	2	0	0	2
Central East Metro	84	118	45	5	7	0	3	7	34	0	6	309	30	3	42	20	186	39	1	288
Central Law Court	0	0	0	0	0	0	10	0	0	0	0	10	0	0	1	2	6	1	0	10
Central West Metro	98	156	60	0	9	4	27	6	40	0	13	413	20	-1	43	19	243	75	5	385
Court Assessment Treatment	4	0	0	0	37	0	43	0	0	0	0	84	31	2	9	3	24	6	0	42
Esperance	5	18	5	0	5	0	1	1	1	0	1	37	3	0	8	4	16	6	0	34
Geraldton	42	92	23	0	0	0	9	1	2	0	9	178	0	0	76	23	47	16	1	163
Halls Creek	26	21	3	0	8	0	0	0	0	0	14	72	1	1	46	16	0	0	7	69
Kalgoorlie	43	55	11	0	30	1	10	6	5	0	24	185	6	0	79	39	37	10	1	166
Karratha	17	14	5	0	0	0	0	1	2	0	10	49	1	3	21	11	11	2	1	46
Katanning	5	32	5	0	2	0	1	0	0	0	1	46	0	-1	16	8	13	1	0	38
Kununurra	45	37	9	0	9	0	0	0	1	0	39	140	6	-9	85	31	5	0	5	126
Mandurah	29	70	23	0	1	1	15	1	12	0	7	159	6	-1	20	2	106	22	3	153
Meekatharra	8	42	7	0	2	0	0	2	0	0	4	65	1	-2	36	14	5	0	0	55
Narrogin	8	34	6	0	3	0	1	0	1	0	1	54	2	-3	20	10	17	3	0	50
Newman	10	18	2	0	0	0	0	3	1	0	6	40	1	2	25	6	5	0	1	37
North East Metro	89	127	48	1	11	1	13	10	42	0	8	350	21	4	55	20	212	48	0	335
North West Metro	152	219	89	0	16	2	21	8	63	0	15	585	15	5	51	21	392	75	0	539
Northam	17	47	11	0	2	2	0	0	8	0	6	93	5	1	15	11	50	9	0	85
Rockingham	65	105	33	1	15	1	13	6	36	0	18	293	9	-1	26	9	193	48	1	277
Roebourne	15	10	4	0	0	0	0	7	3	0	25	64	2	9	29	13	15	0	4	61
South East Metro	119	183	61	4	8	0	25	4	41	0	7	452	16	-10	63	20	282	58	0	423
South Hedland	39	16	13	0	1	0	0	3	4	0	5	81	1	0	47	19	11	1	0	78
South West Coasta	72	110	37	1	10	2	21	1	34	0	8	296	18	-4	27	21	190	39	0	277
<b>TOTAL</b>	<b>1168</b>	<b>1819</b>	<b>579</b>	<b>17</b>	<b>198</b>	<b>16</b>	<b>236</b>	<b>78</b>	<b>367</b>	<b>0</b>	<b>273</b>	<b>4751</b>	<b>220</b>	<b>-6</b>	<b>1029</b>	<b>408</b>	<b>2345</b>	<b>544</b>	<b>34</b>	<b>4360</b>
% of Total Orders	24.58%	38.29%	12.19%	0.36%	4.17%	0.34%	4.97%	1.64%	7.72%	0.00%	5.75%	Average orders/person		1.09	23.60%	9.36%	53.78%	12.48%	0.78%	100.00%



Juvenile Community Justice Service Orders Valid as at 7/07/2011 00:00 hrs											Distinct Persons on Orders											
Branch	AISO	ACBO	IYSO	YCBO	JCRO	CWO	INOR	SRO	BAIL	Total Orders	AB Male	AB Fem	Non AB Male	Non AB Fem	Not Recorded	Total Distinct Persons	Special Risk	Variation Total Distinct Persons on previous week	JJTM Referrals	JJTM Distinct Persons	Reports	Total Services
Albany Branch	0	0	1	2	2	0	1	0	0	5	2	0	3	0	0	5	0	-1	0	0	4	9
Broome RYJS	0	0	13	16	16	0	0	4	0	49	38	5	1	0	0	44	14	1	0	0	15	64
Broome Y&FSS	0	0	0	0	0	0	0	0	0	0	0	0	0	0	0	0	0	3	0	0	0	0
Bunbury Branch	0	0	16	21	9	0	0	5	0	51	16	2	24	3	1	46	7	2	1	1	6	58
Busselton Branch	0	0	2	1	2	1	0	1	0	7	0	0	7	0	0	7	1	1	0	0	1	8
Carnarvon Branch	0	0	2	9	0	0	0	2	0	13	7	3	2	0	0	12	0	11	23	21	2	38
Central Metro YJS	0	0	25	29	19	1	0	14	0	88	30	10	42	3	0	85	33	3	0	0	34	122
Christmas & Cocos Islands	0	0	0	0	0	0	0	0	0	0	0	0	0	0	0	0	0	0	0	0	0	0
Derby Y&FSS	0	0	0	0	0	0	0	0	0	0	0	0	0	0	0	0	0	0	0	0	0	0
Esperance Branch	0	0	1	3	4	0	0	2	0	10	7	0	3	0	0	10	1	-1	1	1	0	11
Fitzroy Crossing Y&FSS	0	0	0	0	0	0	0	0	0	0	0	0	0	0	0	0	0	0	0	0	0	0
Geraldton RYJS	0	0	8	24	2	0	0	3	0	37	22	4	7	2	0	35	9	-2	0	0	3	40
Goldfields Y & FSS	0	0	0	0	0	0	0	0	0	0	0	0	0	0	0	0	0	2	0	0	0	0
Halls Creek Branch	0	0	3	3	1	0	0	0	0	7	6	1	0	0	0	7	0	-1	0	0	2	9
Kalgoorlie YJS	0	0	5	22	5	0	1	7	0	39	32	2	3	1	0	38	7	6	21	15	12	72
Karratha Branch	0	0	1	11	6	0	0	2	0	20	14	2	4	0	0	20	3	0	0	0	14	34
Katanning Branch	0	0	0	0	0	0	0	0	0	0	0	0	0	0	0	0	0	1	1	1	0	1
Kununurra Branch	0	0	9	10	3	0	1	5	0	27	25	2	0	0	0	27	9	-1	0	0	3	30
Meekatharra Branch	0	0	6	10	2	0	0	2	0	20	20	0	0	0	0	20	4	1	0	0	7	27
Narrogin Branch	0	0	4	2	3	0	1	0	0	9	4	3	1	0	1	9	2	0	6	6	5	20
Newman Branch	0	0	3	10	0	0	0	0	0	13	8	3	1	0	0	12	0	-7	0	0	5	18
North Metro YJS	0	0	30	53	21	3	0	14	0	121	37	6	65	8	1	117	24	2	0	0	40	161
Northam Branch	0	0	8	4	1	0	0	1	0	14	11	0	1	1	0	13	3	-1	0	0	3	17
Roebourne Branch	0	0	3	12	5	0	0	4	0	24	12	11	0	1	0	24	7	0	0	0	10	34
South East Metro	0	0	41	73	44	3	0	11	0	172	76	8	56	13	9	162	21	10	0	0	56	228
South Hedland Branch	0	0	5	16	11	0	0	3	0	35	28	5	0	0	0	33	6	6	0	0	10	45
South West Metro Youth Justice Services	0	0	30	59	36	3	2	12	0	140	43	10	63	8	8	132	20	-1	0	0	26	166
<b>TOTAL Branches</b>	<b>0</b>	<b>0</b>	<b>216</b>	<b>390</b>	<b>192</b>	<b>11</b>	<b>6</b>	<b>92</b>	<b>0</b>	<b>901</b>	<b>438</b>	<b>77</b>	<b>283</b>	<b>40</b>	<b>20</b>	<b>858</b>	<b>171</b>	<b>34</b>	<b>53</b>	<b>45</b>	<b>258</b>	<b>1212</b>



Juvenile Community Justice Service Orders Valid as at 7/07/2011 00:00 hrs											Distinct Persons on Orders											
Branch	AISO	ACBO	IYSO	YCBO	JCRO	CWO	INOR	SRO	BAIL	Total Orders	AB Male	AB Fem	Non AB Male	Non AB Fem	Not Recorded	Total Distinct Persons	Special Risk	Variation Total Distinct Persons on previous week	JJTM Referrals	JJTM Distinct Persons	Reports	Total Services
Albany JJ Team	0	0	0	0	0	0	0	0	0	0	0	0	0	0	0	0	0	-1	8	8	0	8
Broome JJ Team	0	0	0	0	0	0	0	0	0	0	0	0	0	0	0	0	0	0	9	8	0	9
Bunbury JJ Team	0	0	0	0	0	0	0	0	0	0	0	0	0	0	0	0	0	3	18	16	0	18
Central Metro JJT	0	0	0	0	0	0	0	0	0	0	0	0	0	0	0	0	-3	60	53	3	63	
Geraldton JJ Team	0	0	0	0	0	0	0	0	0	0	0	0	0	0	0	0	6	12	12	0	12	
Halls Creek JJ Team	0	0	0	0	0	0	0	0	0	0	0	0	0	0	0	0	5	20	16	0	20	
Kalgoorlie JJ Team	0	0	0	0	0	0	0	0	0	0	0	0	0	0	0	0	4	14	14	0	14	
Karratha JJ Team	0	0	0	0	0	0	0	0	0	0	0	0	0	0	0	0	3	12	11	0	12	
Kununurra JJ Team	0	0	0	0	0	0	0	0	0	0	0	0	0	0	0	0	5	85	64	0	85	
Newman JJ Team	0	0	0	0	0	0	0	0	0	0	0	0	0	0	0	0	0	3	3	0	3	
North Metro JJ Team	0	0	0	0	0	0	0	0	0	0	0	0	0	0	0	0	9	56	56	0	56	
Northam JJ Team	0	0	0	0	0	0	0	0	0	0	0	0	0	0	0	0	2	6	6	0	6	
Roebourne JJ Team	0	0	0	0	0	0	0	0	0	0	0	0	0	0	0	0	-4	4	3	0	4	
South East Metro JJ Team	0	0	0	0	0	0	0	0	0	0	0	0	0	0	0	0	1	59	54	0	59	
South Hedland JJ Team	0	0	0	0	0	0	0	0	0	0	0	0	0	0	0	0	0	8	7	0	8	
South West Metro JJ Team	0	0	0	0	0	0	0	0	0	0	0	0	0	0	0	0	-1	96	85	14	110	
<b>TOTAL JJ Team</b>	<b>0</b>	<b>0</b>	<b>0</b>	<b>0</b>	<b>0</b>	<b>0</b>	<b>0</b>	<b>0</b>	<b>0</b>	<b>0</b>	<b>0</b>	<b>0</b>	<b>0</b>	<b>0</b>	<b>0</b>	<b>0</b>	<b>1</b>	<b>29</b>	<b>470</b>	<b>416</b>	<b>17</b>	<b>487</b>
Court Assessment and Treatment Service	0	0	0	0	0	0	0	0	0	0	0	0	0	0	0	0	2	0	0	0	19	19
Geraldton Y & FSS	0	0	0	0	0	0	0	0	0	0	0	0	0	0	0	0	3	-3	0	0	0	0
Killara Youth Services	0	0	0	0	0	0	0	0	0	0	0	0	0	0	0	0	1	0	0	0	0	0
<b>TOTAL Others</b>	<b>0</b>	<b>0</b>	<b>0</b>	<b>0</b>	<b>0</b>	<b>0</b>	<b>0</b>	<b>0</b>	<b>0</b>	<b>0</b>	<b>0</b>	<b>0</b>	<b>0</b>	<b>0</b>	<b>0</b>	<b>0</b>	<b>6</b>	<b>-3</b>	<b>0</b>	<b>0</b>	<b>19</b>	<b>19</b>
<b>Not Recorded</b>	<b>0</b>	<b>0</b>	<b>0</b>	<b>0</b>	<b>0</b>	<b>0</b>	<b>0</b>	<b>0</b>	<b>0</b>	<b>0</b>	<b>0</b>	<b>0</b>	<b>0</b>	<b>0</b>	<b>0</b>	<b>0</b>	<b>0</b>	<b>0</b>	<b>0</b>	<b>0</b>	<b>0</b>	<b>0</b>
<b>TOTAL Not Recorded</b>	<b>0</b>	<b>0</b>	<b>0</b>	<b>0</b>	<b>0</b>	<b>0</b>	<b>0</b>	<b>0</b>	<b>0</b>	<b>0</b>	<b>0</b>	<b>0</b>	<b>0</b>	<b>0</b>	<b>0</b>	<b>0</b>	<b>0</b>	<b>0</b>	<b>0</b>	<b>0</b>	<b>0</b>	<b>0</b>
<b>GRAND TOTAL</b>	<b>0</b>	<b>0</b>	<b>216</b>	<b>390</b>	<b>192</b>	<b>11</b>	<b>6</b>	<b>92</b>	<b>0</b>	<b>901</b>	<b>438</b>	<b>77</b>	<b>283</b>	<b>40</b>	<b>20</b>	<b>858</b>	<b>178</b>	<b>60</b>	<b>523</b>	<b>461</b>	<b>294</b>	<b>1718</b>
% of Total Orders	0.00%	0.00%	23.97%	43.29%	21.31%	1.22%	0.67%	10.21%	0.00%	100.00%	51.05%	8.97%	32.98%	4.66%	2.33%	Average Supervised Orders / Person		1.05				





**Adults Offenders in Custody as at 14/07/2011 00:00 Hours. Count by Facility, Status, Ethnicity and Gender.**

This includes all persons in workcamps and in hospital and lockup.

FACILITY	Sentenced							Unsentenced							Total
	Aboriginal			Non-Aboriginal			Total	Aboriginal			Non-Aboriginal			Total	
	MALE	FEMALE	Total	MALE	FEMALE	Total		MALE	FEMALE	Total	MALE	FEMALE	Total		
ACACIA PRISON	363	0	363	619	0	619	982	0	0	0	0	0	0	0	982
ALBANY REGIONAL PRISON	95	0	95	182	0	182	277	5	0	5	24	0	24	29	306
BANDYUP WOMENS PRISON	0	63	63	0	85	85	148	0	20	20	0	28	28	48	196
BORONIA PRE RELEASE CENTRE	0	13	13	0	69	69	82	0	0	0	0	0	0	0	82
BROOME REGIONAL PRISON	67	6	73	24	0	24	97	8	1	9	0	0	0	9	106
BUNBURY REGIONAL PRISON	55	0	55	250	0	250	305	7	0	7	23	0	23	30	335
CASUARINA PRISON	208	0	208	293	0	293	501	49	0	49	23	0	23	72	573
EASTERN GOLDFIELDS REGIONAL PRISON	54	9	63	25	2	27	90	12	2	14	10	0	10	24	114
GREENOUGH REGIONAL PRISON	190	15	205	37	5	42	247	31	3	34	5	0	5	39	286
HAKA PRISON	56	0	56	180	0	180	236	187	0	187	366	0	366	553	789
KARNET PRISON FARM	27	0	27	209	0	209	236	0	0	0	0	0	0	0	236
PARDELUP PRISON FARM	5	0	5	82	0	82	87	0	0	0	0	0	0	0	87
ROEBOURNE REGIONAL PRISON	113	9	122	13	0	13	135	20	2	22	0	1	1	23	158
WOOROLOO PRISON FARM	44	0	44	321	0	321	365	0	0	0	1	0	1	1	366
<b>Total</b>	<b>1277</b>	<b>115</b>	<b>1392</b>	<b>2235</b>	<b>161</b>	<b>2396</b>	<b>3788</b>	<b>319</b>	<b>28</b>	<b>347</b>	<b>452</b>	<b>29</b>	<b>481</b>	<b>828</b>	<b>4616</b>



**Juvenile Offenders in Detention as at 14/07/2011 00:00 Hours. Count by Facility, Status, Ethnicity and Gender.**

FACILITY	Sentenced						Unsentenced						Total
	Aboriginal			Non-Aboriginal		Total	Aboriginal			Non-Aboriginal		Total	
	MALE	FEMALE	Total	MALE	Total		MALE	FEMALE	Total	MALE	Total		
BANKSIA HILL DETENTION CENTRE	58	0	58	28	28	86	19	0	19	13	13	32	118
RANGEVIEW REMAND CENTRE	4	3	7	1	1	8	28	7	35	20	20	55	63
<b>Total</b>	<b>62</b>	<b>3</b>	<b>65</b>	<b>29</b>	<b>29</b>	<b>94</b>	<b>47</b>	<b>7</b>	<b>54</b>	<b>33</b>	<b>33</b>	<b>87</b>	<b>181</b>



**Prisoners in Custody of Hospital or Police Lockup as at 14/07/2011 00:00 Hours.**

Parent Facility and Prisoner Locations		Sentenced				Unsentenced			Total
		A	N		Total	A	N	Total	
		MALE	MALE	FEMALE		MALE	MALE		
HAKEA PRISON	BENTLEY HOSPITAL	0	0	0	0	0	1	1	1
	HAKE EU POLICE LOCKUP	0	5	0	5	0	0	0	5
	GRAYLANDS HOSPITAL	0	0	0	0	0	1	1	1
CASUARINA PRISON	CASU EU LONGTERM HOSPITAL	0	1	0	1	2	0	2	3
ACACIA PRISON	HEALTH APPOINTMENT	1	0	0	1	0	0	0	1
	HOSPITAL ADMISSION OVERNIGHT	1	2	0	3	0	0	0	3
GREENOUGH REGIONAL PRISON	HEALTH APPOINTMENT	1	0	0	1	0	0	0	1
KARNET PRISON FARM	HOSPITAL ADMISSION OVERNIGHT	0	1	0	1	0	0	0	1
BORONIA PRE RELEASE CENTRE	HOSPITAL ADMISSION OVERNIGHT	0	0	1	1	0	0	0	1
WOOROLOO PRISON FARM	JOONDALUP LOCKUP	0	1	0	1	0	0	0	1
<b>Total</b>		<b>3</b>	<b>10</b>	<b>1</b>	<b>14</b>	<b>2</b>	<b>2</b>	<b>4</b>	<b>18</b>



**Prisoners in Custody of WorkCamp as at 14/07/2011 00:00 Hours.**

Parent Facility and WorkCamp Locations		Sentenced			Total
		Aboriginal	Non-Aboriginal	Total	
		MALE	MALE		
<b>BROOME REGIONAL PRISON</b>	<b>WYNDHAM WORK CAMP</b>	<b>11</b>	<b>7</b>	<b>18</b>	<b>18</b>
<b>EASTERN GOLDFIELDS REGIONAL PRISON</b>	<b>MT. MORGANS WORKCAMP</b>	<b>5</b>	<b>1</b>	<b>6</b>	<b>6</b>
<b>PARDELUP PRISON FARM</b>	<b>WALPOLE WORK CAMP</b>	<b>0</b>	<b>8</b>	<b>8</b>	<b>8</b>
<b>ROEBOURNE REGIONAL PRISON</b>	<b>MILLSTREAM WORKCAMP</b>	<b>6</b>	<b>3</b>	<b>9</b>	<b>9</b>
<b>WOOROLOO PRISON FARM</b>	<b>KELLERBERRIN WORKCAMP</b>	<b>1</b>	<b>10</b>	<b>11</b>	<b>11</b>
<b>Total</b>		<b>23</b>	<b>29</b>	<b>52</b>	<b>52</b>