



## Weekly Offender Statistics (WOS) Report as at 23/06/2011 00:00 hours



**Performance and Statistics**  
**Department of Corrective Services**

Generated On: 24/06/2011 12:07:00 PM

Generated by: JUSTICE\GrzelecA



## Report Notes

---

**Report Title** Weekly Offender Statistics (WOS) Report

**Report Designer** Performance and Statistics Team

**Last Modified**

**Report Data Source** WOSdb in the Analysis Platform

### Data Guidelines

This report shows a weekly snapshot of the Adult and Juvenile custodial systems and the variation between weekly snapshots as well as a rolling five year history of the snapshot reports in graphical form.



**Legend:**

**Adult OrderType Codes**

CB - Community Based Orders

CE - CEO Parole / Short Term Parole Orders

CSI - Conditional Suspended Imprisonment Orders

DS - Dangerous Sex Offender Orders

HB - Conditional/ Monitored Bail Orders

IS - Intensive Supervision Orders

PA - Parole Orders

PO - Probation Orders

PS - Pre-Sentence Orders

WD - Work and Development Orders

WR/RR - Work Release or ReEntry Release Orders



**Legend: Juvenile OrderTypes**

AISO - Adult Intensive Supervision Order  
ACBO - Adult Community Based Order  
BAIL - Supervising Bail  
CONF - Court Conferencing Referral  
CUST - Juvenile Detention Support  
CWO - Community Work Order  
DBWT - Deferred Bench Warrant  
INOR - Interstate Order  
IYSO - Intensive Youth Supervision Order  
JCRO - Juvenile Conditional Release Order  
JTMP - Juvenile Drug Court (CATS) Treatment Mgmt Plan  
JJTM - JJ Team Referral  
PREV - Prevention  
PRIS - Adult Prison Support  
SRO - Supervised Release Order  
YCBO - Youth Community Based Order

**All Reports:**

**Includes:** Adult Pre-sentence Report  
Breach of Adult Court Order Report  
Breach of Juvenile Court Order Report  
Breach of SRO Report (S.144 - non-compliance)  
Breach of SRO Report (S.145 - offending)  
Combined Juvenile Court Report & Adult PSR  
Court Report  
Court Conference Referral Report  
Juvenile Court Diversion Assessment



Weekly Offender Statistics - Thursday Prisoner Population Report as at 23/06/2011 00:00 hours

Adult Prisoner Population

	Count	% of Total	Previous Count	Variation
Total *	4636		4645	-9
Sentenced	3807	82.1%	3811	-4
Remand	810	17.5%	816	-6
Aboriginal	1776	38.3%	1776	0
Female	355	7.7%	345	10
Hospital/Lockup	19	0.4%	18	1
Fine Defaulters:				
State ^	17	0.4%	14	3
Federal	0	0.0%	0	0
By Facility				
Acacia	990	21.4%	991	-1
Albany	310	6.7%	308	2
Bandyup	216	4.7%	211	5
Boronia Pre release	77	1.7%	76	1
Broome	112	2.4%	116	-4
Bunbury	321	6.9%	328	-7
Casuarina	613	13.2%	614	-1
Eastern Goldfields	114	2.5%	119	-5
Greenough	285	6.1%	280	5
Hakea	738	15.9%	750	-12
Karnet	238	5.1%	235	3
Pardelup	84	1.8%	83	1
Roebourne	176	3.8%	171	5
Woorloo	362	7.8%	363	-1
Alternatives to Imprisonment (inc Early release, Bail and Pre-Sentence orders)				
CEO/Short Term Parole	82	8.4%	83	-1
Conditional Bail	228	23.4%	240	-12
Cwlth Parole	14	1.4%	14	0
Interstate parole	4	0.4%	4	0
Monitored Bail	0	0.0%	0	0
Pre-Sentence	204	20.9%	203	1
State Parole	360	37.0%	359	1
Work Rel. or Re-Entry	0	0.0%	0	0

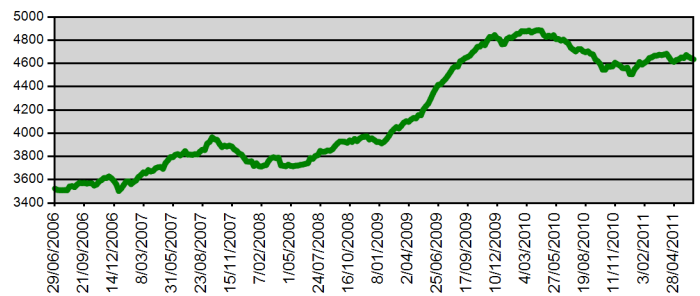
Juvenile Custodial Population

Total	195		189	6
Sentenced	104	53.3%	103	1
Unsentenced	91	46.7%	86	5
Aboriginal	133	68.2%	125	8
Female	15	7.7%	12	3
Supervised Bail	63		66	-3
By Facility				
Banksia Hill	124	63.6%	118	6
Range View	71	36.4%	71	0

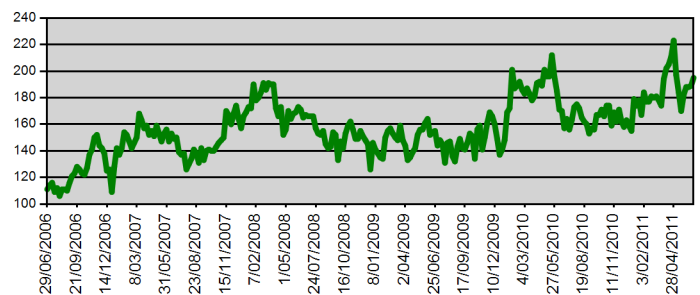
\* Includes Hospital/Lockup  
^ Includes cases where fine defaulters have a current remand warrant

Trends in Justice - Rolling Five Year History

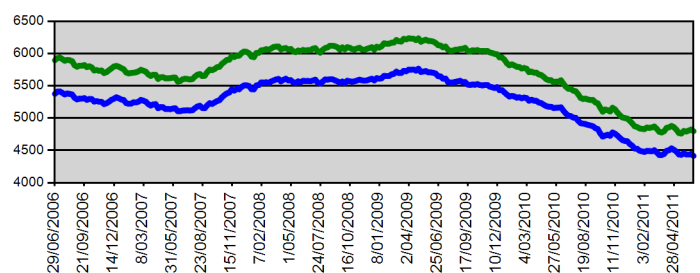
Adult Prisoner Population - Rolling 5 Year Snapshot



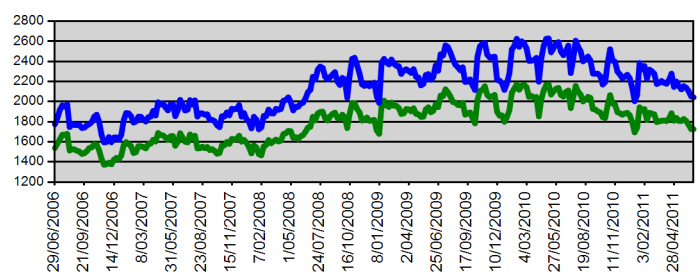
Juvenile Detention Population - Rolling 5 Year Snapshot



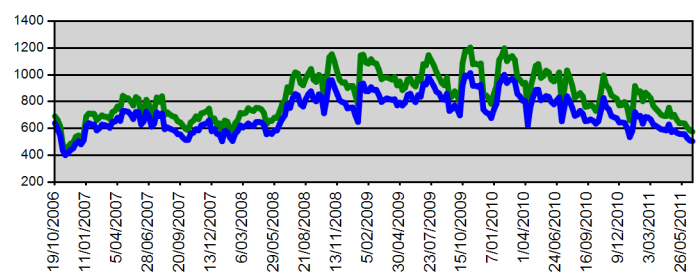
Adult Community Corrections - Orders and Offenders - Rolling 5 Year Snapshot



Juvenile Community Justice - Orders and Offenders - Rolling 5 Year Snapshot



Juvenile Community Justice - JJTeam Referrals and Distinct Persons - Snapshot (Since 19 Oct 2006)





Adult Community Justice Service Orders Valid as at 16/06/2011 00:00 hours														Distinct Persons						
Branch	IS	CB	CSI	DS	PS	PO	HB	CE	PA	WR / RR	WD	Total Count Orders	Distinct Persons Special / High Risk	Variation Total Distinct Persons	Aboriginal Male	Aboriginal Female	Non-Aboriginal Male	Non-Aboriginal Female	Not Recorded	Total Distinct Persons
Albany	16	54	14	1	11	0	17	2	9	0	8	132	4	1	22	7	63	17	0	109
Broome	46	47	16	1	3	1	0	5	3	0	25	147	4	-1	97	22	19	3	2	143
Bunbury	70	116	26	2	6	0	4	7	18	0	5	254	9	-4	35	19	132	46	0	232
Busselton	30	43	12	0	3	1	1	0	6	0	1	97	7	-3	4	5	59	14	0	82
Carnarvon	14	33	7	1	0	0	0	1	1	0	5	62	1	1	34	12	8	3	0	57
Central Breach Unit	2	0	2	0	0	0	0	0	0	0	0	4	1	0	1	0	1	0	0	2
Central East Metro	87	116	43	5	11	0	2	7	36	0	5	312	30	4	45	22	183	38	3	291
Central Law Court	0	0	1	0	0	0	12	0	0	0	0	13	0	-3	3	1	6	1	2	13
Central West Metro	98	159	61	0	13	4	25	4	38	0	13	415	20	-1	43	18	251	74	3	389
Court Assessment Treatment	1	0	0	0	36	0	39	0	0	0	1	77	32	0	8	3	23	5	0	39
Esperance	7	19	5	0	7	0	1	1	1	0	1	42	4	0	8	5	17	6	0	36
Geraldton	38	97	23	0	0	1	10	2	3	0	9	183	0	-2	80	21	53	14	3	171
Halls Creek	29	18	4	0	8	0	0	0	0	0	20	79	1	-2	48	17	0	0	9	74
Kalgoorlie	43	61	11	0	24	1	10	8	5	0	19	182	2	-7	73	46	37	9	1	166
Karratha	16	13	5	0	0	0	0	1	2	0	8	45	1	2	20	11	8	2	3	44
Katanning	5	32	5	0	3	0	0	0	1	0	1	47	0	-2	17	10	12	1	0	40
Kununurra	45	36	11	0	10	0	0	1	1	0	58	162	4	1	97	40	4	0	6	147
Mandurah	30	70	22	0	1	1	14	1	13	0	9	161	7	-1	20	3	109	21	0	153
Meekatharra	8	42	7	0	2	0	0	1	0	0	6	66	1	-1	36	14	5	0	0	55
Narrogin	9	35	8	0	5	0	1	1	1	0	2	62	3	-2	19	10	20	7	0	56
Newman	9	17	1	0	0	0	0	3	1	0	3	34	1	-1	20	7	5	0	0	32
North East Metro	92	128	47	1	10	1	15	7	44	0	5	350	17	-4	53	19	210	48	4	334
North West Metro	152	213	93	0	13	2	22	8	64	0	18	585	12	-4	45	21	396	77	0	539
Northam	16	42	11	0	2	2	0	0	8	0	4	85	5	2	15	9	47	7	1	79
Rockingham	64	101	35	0	13	1	9	7	36	0	15	281	6	-3	19	6	192	50	1	268
Roebourne	14	10	4	0	0	0	0	6	3	0	19	56	3	-3	23	11	14	0	5	53
South East Metro	124	193	62	4	10	0	23	5	44	0	9	474	34	4	66	19	294	60	2	441
South Hedland	37	20	14	0	3	0	0	2	4	0	5	85	2	-1	51	19	11	1	0	82
South West Coasta	70	114	39	1	10	2	23	2	36	0	9	306	16	-1	32	19	195	40	2	288
<b>TOTAL</b>	<b>1172</b>	<b>1829</b>	<b>589</b>	<b>16</b>	<b>204</b>	<b>17</b>	<b>228</b>	<b>82</b>	<b>378</b>	<b>0</b>	<b>283</b>	<b>4798</b>	<b>227</b>	<b>-29</b>	<b>1034</b>	<b>416</b>	<b>2374</b>	<b>544</b>	<b>47</b>	<b>4415</b>
% of Total Orders	24.43%	38.12%	12.28%	0.33%	4.25%	0.35%	4.75%	1.71%	7.88%	0.00%	5.90%	Average orders/person	1.09		23.42%	9.42%	53.77%	12.32%	1.06%	100.00%



Branch	Juvenile Community Justice Service Orders Valid as at 16/06/2011 00:00 hrs										Distinct Persons on Orders							Reports	Total Services			
	AISO	ACBO	IYSO	YCBO	JCRO	CWO	INOR	SRO	BAIL	Total Orders	AB Male	AB Fem	Non AB Male	Non AB Fem	Not Recorded	Total Distinct Persons	Special Risk			Variation Total Distinct Persons on previous week	JJTM Referrals	JJTM Distinct Persons
Albany Branch	0	0	1	3	3	0	1	0	0	7	2	0	5	0	0	7	0	1	0	0	4	11
Broome RYJS	0	0	14	16	16	0	0	4	0	50	40	3	1	0	0	44	12	-2	0	0	20	70
Broome Y&FSS	0	0	0	0	0	0	0	0	0	0	0	0	0	0	0	0	0	1	0	0	0	0
Bunbury Branch	0	0	17	17	9	0	0	5	0	48	17	2	22	2	0	43	7	-2	1	1	7	56
Busselton Branch	0	0	2	1	2	1	0	1	0	7	0	0	7	0	0	7	1	0	0	0	0	7
Carnarvon Branch	0	0	2	5	1	0	0	2	0	10	7	1	1	0	0	9	0	8	12	12	7	29
Central Metro YJS	0	0	21	27	22	1	0	12	0	83	29	9	40	3	0	81	31	-4	0	0	36	119
Christmas & Cocos Islands	0	0	0	0	0	0	0	0	0	0	0	0	0	0	0	0	0	0	0	0	0	0
Derby Y&FSS	0	0	0	0	0	0	0	0	0	0	0	0	0	0	0	0	0	0	0	0	0	0
Esperance Branch	0	0	0	3	4	0	0	2	0	9	7	0	2	0	0	9	2	-3	2	1	1	12
Fitzroy Crossing Y&FSS	0	0	0	0	0	0	0	0	0	0	0	0	0	0	0	0	0	0	0	0	0	0
Geraldton RYJS	0	0	6	20	4	0	0	4	0	34	19	4	7	2	0	32	8	-1	0	0	6	40
Goldfields Y & FSS	0	0	0	0	0	0	0	0	0	0	0	0	0	0	0	0	0	-4	0	0	0	0
Halls Creek Branch	0	0	6	4	1	0	0	0	0	11	9	2	0	0	0	11	0	0	0	0	0	11
Kalgoorlie YJS	0	0	7	21	5	0	1	7	0	40	32	2	5	1	0	40	7	-2	7	5	15	62
Karratha Branch	0	0	0	15	5	0	0	2	0	22	12	4	6	0	0	22	3	3	0	0	8	30
Katanning Branch	0	0	0	0	0	0	0	0	0	0	0	0	0	0	0	0	0	-1	0	0	0	0
Kununurra Branch	0	0	9	14	3	0	1	5	0	31	27	3	0	0	0	30	9	2	0	0	5	36
Meekatharra Branch	0	0	7	14	3	0	0	0	0	24	22	0	0	0	0	22	4	0	1	1	7	32
Narrogin Branch	0	0	4	2	2	0	1	0	0	8	4	3	1	0	0	8	2	3	9	9	9	26
Newman Branch	0	0	3	14	0	0	0	1	0	18	14	2	1	0	0	17	0	3	0	0	7	25
North Metro YJS	0	0	26	47	19	3	0	14	0	109	35	6	57	6	1	105	23	2	0	0	19	128
Northam Branch	0	0	9	4	1	0	0	1	0	15	10	1	1	1	0	13	3	0	0	0	1	16
Roebourne Branch	0	0	4	11	7	0	0	4	0	26	14	11	0	1	0	26	8	-1	0	0	5	31
South East Metro	0	0	45	74	43	1	1	12	0	175	76	7	60	12	10	165	24	0	0	0	43	218
South Hedland Branch	0	0	4	16	10	0	0	4	0	34	26	6	0	0	0	32	7	1	0	0	4	38
South West Metro Youth Justice Services	0	0	30	56	33	3	2	11	0	133	41	10	64	8	7	130	21	1	1	1	35	169
<b>TOTAL Branches</b>	<b>0</b>	<b>0</b>	<b>217</b>	<b>384</b>	<b>193</b>	<b>9</b>	<b>7</b>	<b>91</b>	<b>0</b>	<b>894</b>	<b>443</b>	<b>76</b>	<b>280</b>	<b>36</b>	<b>18</b>	<b>853</b>	<b>172</b>	<b>5</b>	<b>33</b>	<b>30</b>	<b>239</b>	<b>1166</b>



Juvenile Community Justice Service Orders Valid as at 16/06/2011 00:00 hrs											Distinct Persons on Orders											
Branch	AISO	ACBO	IYSO	YCBO	JCRO	CWO	INOR	SRO	BAIL	Total Orders	AB Male	AB Fem	Non AB Male	Non AB Fem	Not Recorded	Total Distinct Persons	Special Risk	Variation Total Distinct Persons on previous week	JJTM Referrals	JJTM Distinct Persons	Reports	Total Services
Albany JJ Team	0	0	0	0	0	0	0	0	0	0	0	0	0	0	0	0	0	-3	6	6	0	6
Broome JJ Team	0	0	0	0	0	0	0	0	0	0	0	0	0	0	0	0	0	1	25	22	0	25
Bunbury JJ Team	0	0	0	0	0	0	0	0	0	0	0	0	0	0	0	0	0	-1	15	15	0	15
Central Metro JJT	0	0	0	0	0	0	0	0	0	0	0	0	0	0	0	0	1	63	54	0	63	
Geraldton JJ Team	0	0	0	0	0	0	0	0	0	0	0	0	0	0	0	0	-1	9	9	0	9	
Halls Creek JJ Team	0	0	0	0	0	0	0	0	0	0	0	0	0	0	0	0	0	12	12	0	12	
Kalgoorlie JJ Team	0	0	0	0	0	0	0	0	0	0	0	0	0	0	0	0	-2	10	10	0	10	
Karratha JJ Team	0	0	0	0	0	0	0	0	0	0	0	0	0	0	0	0	-2	22	21	0	22	
Kununurra JJ Team	0	0	0	0	0	0	0	0	0	0	0	0	0	0	0	0	-2	85	66	0	85	
Newman JJ Team	0	0	0	0	0	0	0	0	0	0	0	0	0	0	0	0	3	31	23	0	31	
North Metro JJ Team	0	0	0	0	0	0	0	0	0	0	0	0	0	0	0	0	1	54	53	0	54	
Northam JJ Team	0	0	0	0	0	0	0	0	0	0	0	0	0	0	0	0	-3	6	6	0	6	
Roebourne JJ Team	0	0	0	0	0	0	0	0	0	0	0	0	0	0	0	2	0	29	22	0	29	
South East Metro JJ Team	0	0	0	0	0	0	0	0	0	0	0	0	0	0	0	0	6	60	54	0	60	
South Hedland JJ Team	0	0	0	0	0	0	0	0	0	0	0	0	0	0	0	0	2	23	21	0	23	
South West Metro JJ Team	0	0	0	0	0	0	0	0	0	0	0	0	0	0	0	0	-7	92	80	14	106	
<b>TOTAL JJ Team</b>	<b>0</b>	<b>0</b>	<b>0</b>	<b>0</b>	<b>0</b>	<b>0</b>	<b>0</b>	<b>0</b>	<b>0</b>	<b>0</b>	<b>0</b>	<b>0</b>	<b>0</b>	<b>0</b>	<b>0</b>	<b>0</b>	<b>2</b>	<b>-7</b>	<b>542</b>	<b>474</b>	<b>14</b>	<b>556</b>
Court Assessment and Treatment Service	0	0	0	0	0	0	0	0	0	0	0	0	0	0	0	0	1	0	0	0	12	12
Geraldton Y & FSS	0	0	0	0	0	0	0	0	0	0	0	0	0	0	0	0	3	-1	0	0	0	0
Killara Youth Services	0	0	0	0	0	0	0	0	0	0	0	0	0	0	0	0	1	3	0	0	0	0
<b>TOTAL Others</b>	<b>0</b>	<b>0</b>	<b>0</b>	<b>0</b>	<b>0</b>	<b>0</b>	<b>0</b>	<b>0</b>	<b>0</b>	<b>0</b>	<b>0</b>	<b>0</b>	<b>0</b>	<b>0</b>	<b>0</b>	<b>0</b>	<b>5</b>	<b>2</b>	<b>0</b>	<b>0</b>	<b>12</b>	<b>12</b>
<b>Not Recorded</b>	<b>0</b>	<b>0</b>	<b>0</b>	<b>0</b>	<b>0</b>	<b>0</b>	<b>0</b>	<b>0</b>	<b>0</b>	<b>0</b>	<b>0</b>	<b>0</b>	<b>0</b>	<b>0</b>	<b>0</b>	<b>0</b>	<b>0</b>	<b>0</b>	<b>0</b>	<b>0</b>	<b>0</b>	<b>0</b>
<b>TOTAL Not Recorded</b>	<b>0</b>	<b>0</b>	<b>0</b>	<b>0</b>	<b>0</b>	<b>0</b>	<b>0</b>	<b>0</b>	<b>0</b>	<b>0</b>	<b>0</b>	<b>0</b>	<b>0</b>	<b>0</b>	<b>0</b>	<b>0</b>	<b>0</b>	<b>0</b>	<b>0</b>	<b>0</b>	<b>0</b>	<b>0</b>
<b>GRAND TOTAL</b>	<b>0</b>	<b>0</b>	<b>217</b>	<b>384</b>	<b>193</b>	<b>9</b>	<b>7</b>	<b>91</b>	<b>0</b>	<b>894</b>	<b>443</b>	<b>76</b>	<b>280</b>	<b>36</b>	<b>18</b>	<b>853</b>	<b>179</b>	<b>0</b>	<b>575</b>	<b>504</b>	<b>265</b>	<b>1734</b>
% of Total Orders	0.00%	0.00%	24.27%	42.95%	21.59%	1.01%	0.78%	10.18%	0.00%	100.00%	51.93%	8.91%	32.83%	4.22%	2.11%	Average Supervised Orders / Person		1.05				





**Adults Offenders in Custody as at 23/06/2011 00:00 Hours. Count by Facility, Status, Ethnicity and Gender.**

This includes all persons in workcamps and in hospital and lockup.

FACILITY	Sentenced							Unsentenced							Total
	Aboriginal			Non-Aboriginal			Total	Aboriginal			Non-Aboriginal			Total	
	MALE	FEMALE	Total	MALE	FEMALE	Total		MALE	FEMALE	Total	MALE	FEMALE	Total		
ACACIA PRISON	366	0	366	624	0	624	990	0	0	0	0	0	0	0	990
ALBANY REGIONAL PRISON	95	0	95	184	0	184	279	6	1	7	24	0	24	31	310
BANDYUP WOMENS PRISON	0	69	69	0	96	96	165	0	26	26	0	25	25	51	216
BORONIA PRE RELEASE CENTRE	0	11	11	0	66	66	77	0	0	0	0	0	0	0	77
BROOME REGIONAL PRISON	71	6	77	23	1	24	101	11	0	11	0	0	0	11	112
BUNBURY REGIONAL PRISON	51	0	51	243	0	243	294	6	0	6	21	0	21	27	321
CASUARINA PRISON	228	0	228	305	0	305	533	59	0	59	21	0	21	80	613
EASTERN GOLDFIELDS REGIONAL PRISON	54	11	65	23	2	25	90	8	5	13	11	0	11	24	114
GREENOUGH REGIONAL PRISON	186	15	201	37	4	41	242	34	3	37	6	0	6	43	285
HAKEA PRISON	55	0	55	164	0	164	219	165	0	165	354	0	354	519	738
KARNET PRISON FARM	27	0	27	211	0	211	238	0	0	0	0	0	0	0	238
PARDELUP PRISON FARM	3	0	3	81	0	81	84	0	0	0	0	0	0	0	84
ROEBOURNE REGIONAL PRISON	121	13	134	11	0	11	145	26	0	26	4	1	5	31	176
WOOROLOO PRISON FARM	44	0	44	317	0	317	361	0	0	0	1	0	1	1	362
<b>Total</b>	<b>1301</b>	<b>125</b>	<b>1426</b>	<b>2223</b>	<b>169</b>	<b>2392</b>	<b>3818</b>	<b>315</b>	<b>35</b>	<b>350</b>	<b>442</b>	<b>26</b>	<b>468</b>	<b>818</b>	<b>4636</b>



**Juvenile Offenders in Detention as at 23/06/2011 00:00 Hours. Count by Facility, Status, Ethnicity and Gender.**

FACILITY	Sentenced						Unsentenced						Total	
	Aboriginal			Non-Aboriginal		Total	Aboriginal			Non-Aboriginal		Total		
	MALE	FEMALE	Total	MALE	Total		MALE	FEMALE	Total	MALE	FEMALE			Total
BANKSIA HILL DETENTION CENTRE	65	0	65	29	29	94	18	0	18	12	0	12	30	124
RANGEVIEW REMAND CENTRE	4	4	8	2	2	10	34	8	42	16	3	19	61	71
<b>Total</b>	<b>69</b>	<b>4</b>	<b>73</b>	<b>31</b>	<b>31</b>	<b>104</b>	<b>52</b>	<b>8</b>	<b>60</b>	<b>28</b>	<b>3</b>	<b>31</b>	<b>91</b>	<b>195</b>



**Prisoners in Custody of Hospital or Police Lockup as at 23/06/2011 00:00 Hours.**

Parent Facility and Prisoner Locations		Sentenced			Unsentenced			Total	
		A	N	Total	A	N			Total
		MALE	MALE		MALE	MALE	FEMALE		
CASUARINA PRISON	CASU EU LONGTERM HOSPITAL	2	0	2	2	0	0	2	4
HAKEA PRISON	GRAYLANDS HOSPITAL	0	0	0	1	4	0	5	5
	HAKE EU POLICE LOCKUP	0	5	5	0	0	0	0	5
BANDYUP WOMENS PRISON	GRAYLANDS HOSPITAL	0	0	0	0	0	1	1	1
ROEBOURNE REGIONAL PRISON	HEALTH APPOINTMENT	1	0	1	0	0	0	0	1
ACACIA PRISON	HOSPITAL ADMISSION OVERNIGHT	1	1	2	0	0	0	0	2
WOOROLOO PRISON FARM	JOONDALUP LOCKUP	0	1	1	0	0	0	0	1
<b>Total</b>		<b>4</b>	<b>7</b>	<b>11</b>	<b>3</b>	<b>4</b>	<b>1</b>	<b>8</b>	<b>19</b>



**Prisoners in Custody of WorkCamp as at 23/06/2011 00:00 Hours.**

Parent Facility and WorkCamp Locations		Sentenced			Total
		Aboriginal	Non-Aboriginal	Total	
		MALE	MALE		
<b>BROOME REGIONAL PRISON</b>	<b>WYNDHAM WORK CAMP</b>	<b>10</b>	<b>5</b>	<b>15</b>	<b>15</b>
<b>EASTERN GOLDFIELDS REGIONAL PRISON</b>	<b>MT. MORGANS WORKCAMP</b>	<b>7</b>	<b>1</b>	<b>8</b>	<b>8</b>
<b>PARDELUP PRISON FARM</b>	<b>WALPOLE WORK CAMP</b>	<b>0</b>	<b>9</b>	<b>9</b>	<b>9</b>
<b>ROEBOURNE REGIONAL PRISON</b>	<b>MILLSTREAM WORKCAMP</b>	<b>7</b>	<b>2</b>	<b>9</b>	<b>9</b>
<b>WOOROLOO PRISON FARM</b>	<b>KELLERBERRIN WORKCAMP</b>	<b>3</b>	<b>6</b>	<b>9</b>	<b>9</b>
<b>Total</b>		<b>27</b>	<b>23</b>	<b>50</b>	<b>50</b>