



## Weekly Offender Statistics (WOS) Report as at 12/05/2011 00:00 hours



**Performance and Statistics**  
**Department of Corrective Services**

Generated On: 12/05/2011 9:36:34 AM

Generated by: JUSTICE\GrzelecA



## Report Notes

---

**Report Title** Weekly Offender Statistics (WOS) Report

**Report Designer** Performance and Statistics Team

**Last Modified**

**Report Data Source** WOSdb in the Analysis Platform

### Data Guidelines

This report shows a weekly snapshot of the Adult and Juvenile custodial systems and the variation between weekly snapshots as well as a rolling five year history of the snapshot reports in graphical form.



**Legend:**

**Adult OrderType Codes**

CB - Community Based Orders

CE - CEO Parole / Short Term Parole Orders

CSI - Conditional Suspended Imprisonment Orders

DS - Dangerous Sex Offender Orders

HB - Conditional/ Monitored Bail Orders

IS - Intensive Supervision Orders

PA - Parole Orders

PO - Probation Orders

PS - Pre-Sentence Orders

WD - Work and Development Orders

WR/RR - Work Release or ReEntry Release Orders



**Legend: Juvenile OrderTypes**

AISO - Adult Intensive Supervision Order  
ACBO - Adult Community Based Order  
BAIL - Supervising Bail  
CONF - Court Conferencing Referral  
CUST - Juvenile Detention Support  
CWO - Community Work Order  
DBWT - Deferred Bench Warrant  
INOR - Interstate Order  
IYSO - Intensive Youth Supervision Order  
JCRO - Juvenile Conditional Release Order  
JTMP - Juvenile Drug Court (CATS) Treatment Mgmt Plan  
JJTM - JJ Team Referral  
PREV - Prevention  
PRIS - Adult Prison Support  
SRO - Supervised Release Order  
YCBO - Youth Community Based Order

**All Reports:**

**Includes:** Adult Pre-sentence Report  
Breach of Adult Court Order Report  
Breach of Juvenile Court Order Report  
Breach of SRO Report (S.144 - non-compliance)  
Breach of SRO Report (S.145 - offending)  
Combined Juvenile Court Report & Adult PSR  
Court Report  
Court Conference Referral Report  
Juvenile Court Diversion Assessment



Weekly Offender Statistics - Thursday Prisoner Population Report as at 12/05/2011 00:00 hours

Adult Prisoner Population

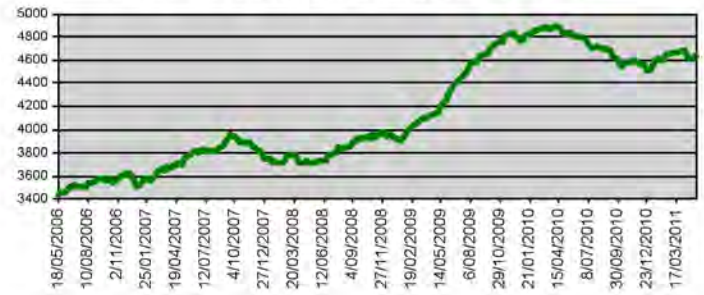
	Count	% of Total	Previous Count	Variation
Total *	4636		4630	6
Sentenced	3780	81.5%	3757	23
Remand	832	17.9%	847	-15
Aboriginal	1768	38.1%	1763	5
Female	360	7.8%	358	2
Hospital/Lockup	24	0.5%	26	-2
Fine Defaulters:				
State ^	13	0.3%	17	-4
Federal	0	0.0%	0	0
By Facility				
Acacia	990	21.4%	991	-1
Albany	308	6.6%	306	2
Bandyup	217	4.7%	214	3
Boronia Pre release	79	1.7%	80	-1
Broome	110	2.4%	103	7
Bunbury	328	7.1%	324	4
Casuarina	601	13.0%	615	-14
Eastern Goldfields	131	2.8%	121	10
Greenough	280	6.0%	290	-10
Hakea	718	15.5%	711	7
Karnet	235	5.1%	237	-2
Pardelup	91	2.0%	88	3
Roebourne	182	3.9%	190	-8
Woorloo	366	7.9%	360	6
Alternatives to Imprisonment (inc Early release, Bail and Pre-Sentence orders)				
CEO/Short Term Parole	74	7.7%	74	0
Conditional Bail	223	23.3%	217	6
Cwlth Parole	14	1.5%	14	0
Interstate parole	4	0.4%	4	0
Monitored Bail	0	0.0%	0	0
Pre-Sentence	196	20.5%	192	4
State Parole	373	38.9%	377	-4
Work Rel. or Re-Entry	0	0.0%	0	0

Juvenile Custodial Population

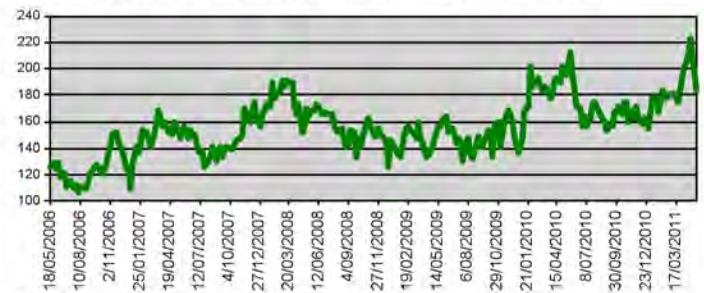
Total	184		197	-13
Sentenced	96	52.2%	99	-3
Unsentenced	88	47.8%	98	-10
Aboriginal	126	68.5%	143	-17
Female	14	7.6%	19	-5
Supervised Bail	82		75	7
By Facility				
Banksia Hill	115	62.5%	125	-10
Range View	69	37.5%	72	-3

Trends in Justice - Rolling Five Year History

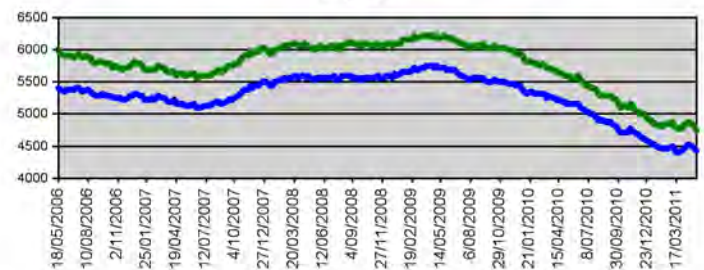
Adult Prisoner Population - Rolling 5 Year Snapshot



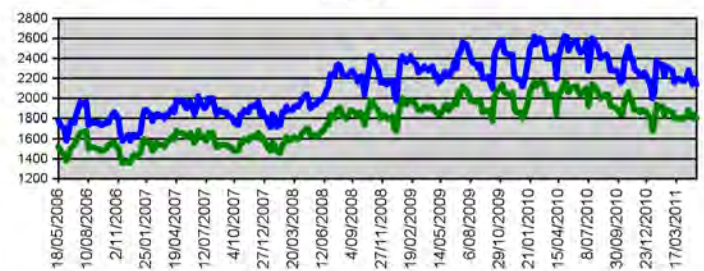
Juvenile Detention Population - Rolling 5 Year Snapshot



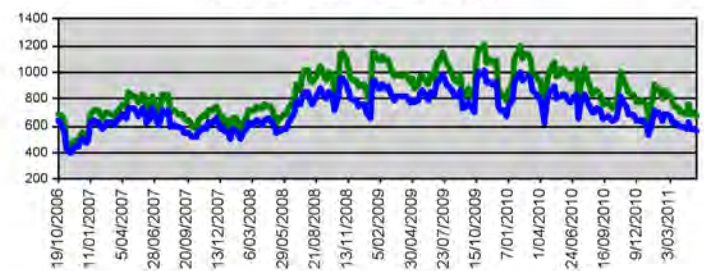
Adult Community Corrections - Orders and Offenders - Rolling 5 Year Snapshot



Juvenile Community Justice - Orders and Offenders - Rolling 5 Year Snapshot



Juvenile Community Justice - JJTeam Referrals and Distinct Persons - Snapshot (Since 19 Oct 2006)



\* Includes Hospital/Lockup  
^ Includes cases where fine defaulters have a current remand warrant



Adult Community Justice Service Orders Valid as at 5/05/2011 00:00 hours														Distinct Persons						
Branch	IS	CB	CSI	DS	PS	PO	HB	CE	PA	WR / RR	WD	Total Count Orders	Distinct Persons Special / High Risk	Variation Total Distinct Persons	Aboriginal Male	Aboriginal Female	Non-Aboriginal Male	Non-Aboriginal Female	Not Recorded	Total Distinct Persons
Albany	16	62	15	1	11	0	13	2	10	0	8	138	5	-3	22	10	70	16	0	118
Broome	35	40	14	1	4	1	0	6	3	0	30	134	4	-3	93	20	16	3	2	134
Bunbury	67	118	29	2	6	0	4	4	19	0	3	252	10	-7	30	21	137	43	1	232
Busselton	30	49	11	0	2	1	1	0	6	0	1	101	7	-3	5	4	61	15	4	89
Carnarvon	15	31	7	1	0	0	0	0	1	0	1	56	4	0	29	12	9	3	0	53
Central Breach Unit	3	1	1	0	0	0	0	0	0	0	0	5	1	-1	1	0	2	0	0	3
Central East Metro	78	120	46	4	6	0	1	6	37	0	3	301	27	2	45	19	178	43	0	285
Central Law Court	0	0	0	0	0	0	13	0	0	0	0	13	0	-4	4	2	5	2	0	13
Central West Metro	91	162	64	0	14	4	29	5	35	0	12	416	23	-2	45	22	258	65	4	394
Court Assessment Treatment	0	1	0	0	37	0	31	0	0	0	1	70	32	1	10	3	22	9	0	44
Esperance	9	22	7	0	3	0	2	1	1	0	2	47	1	-1	13	4	19	6	0	42
Geraldton	39	102	21	0	0	1	11	3	6	0	7	190	2	2	85	23	58	12	0	178
Halls Creek	30	20	2	0	7	0	0	1	0	0	14	74	1	1	46	20	1	0	2	69
Kalgoorlie	41	69	12	0	23	0	10	10	4	0	24	193	3	-6	88	44	31	8	1	172
Karratha	14	13	5	0	0	0	0	1	1	0	4	38	3	0	19	9	5	2	2	37
Katanning	8	33	4	0	2	0	1	0	1	0	0	49	0	1	15	10	15	2	0	42
Kununurra	47	36	12	0	10	0	0	0	0	0	65	170	4	-5	112	44	3	0	4	163
Mandurah	32	62	22	0	1	1	12	0	11	0	4	145	4	-3	18	4	96	23	0	141
Meeekatharra	5	53	6	0	2	0	0	1	0	0	7	74	1	7	40	18	3	0	1	62
Narrogin	10	42	7	0	5	0	0	1	2	0	1	68	5	1	20	10	26	5	0	61
Newman	8	15	2	0	0	0	0	1	1	0	0	27	0	-2	12	6	7	0	0	25
North East Metro	94	120	42	1	8	1	17	6	47	0	8	344	15	-7	58	19	197	52	2	328
North West Metro	162	216	102	0	13	2	19	3	65	0	14	596	18	-7	57	21	397	82	0	557
Northam	19	35	11	0	2	1	0	1	6	0	5	80	3	-4	14	9	43	9	0	75
Rockingham	60	94	35	0	11	1	13	7	36	0	15	272	4	-1	18	5	187	49	1	260
Roebourne	11	10	4	0	0	0	0	5	2	0	9	41	2	-3	18	8	14	1	0	41
South East Metro	130	184	64	4	13	0	23	5	53	0	4	480	40	2	67	17	299	55	9	447
South Hedland	38	17	15	0	2	0	0	3	4	0	0	79	2	0	46	20	10	1	0	77
South West Coasta	70	120	41	0	14	2	23	2	40	0	5	317	27	0	32	20	199	42	2	295
<b>TOTAL</b>	<b>1162</b>	<b>1847</b>	<b>601</b>	<b>14</b>	<b>196</b>	<b>15</b>	<b>223</b>	<b>74</b>	<b>391</b>	<b>0</b>	<b>247</b>	<b>4770</b>	<b>248</b>	<b>-45</b>	<b>1062</b>	<b>424</b>	<b>2368</b>	<b>548</b>	<b>35</b>	<b>4437</b>
% of Total Orders	24.36%	38.72%	12.60%	0.29%	4.11%	0.31%	4.68%	1.55%	8.20%	0.00%	5.18%	Average orders/person	1.08		23.94%	9.56%	53.37%	12.35%	0.79%	100.00%



Branch	Juvenile Community Justice Service Orders Valid as at 5/05/2011 00:00 hrs										Distinct Persons on Orders							Reports	Total Services			
	AISO	ACBO	IYSO	YCBO	JCRO	CWO	INOR	SRO	BAIL	Total Orders	AB Male	AB Fem	Non AB Male	Non AB Fem	Not Recorded	Total Distinct Persons	Special Risk			Variation Total Distinct Persons on previous week	JJTM Referrals	JJTM Distinct Persons
Albany Branch	0	0	1	2	6	0	1	0	0	9	4	0	5	0	0	9	3	-2	1	1	1	11
Broome RYJS	0	0	19	19	14	0	0	5	0	57	44	5	1	0	0	50	12	3	0	0	13	70
Broome Y&FSS	0	0	0	0	0	0	0	0	0	0	0	0	0	0	0	0	0	-1	0	0	0	0
Bunbury Branch	0	0	9	15	10	0	0	5	0	39	17	0	19	1	0	37	7	-1	0	0	17	56
Busselton Branch	0	0	1	1	3	2	0	1	0	8	1	0	7	0	0	8	1	0	0	0	1	9
Carnarvon Branch	0	0	2	9	3	0	0	2	0	16	14	1	0	0	0	15	0	0	6	6	3	25
Central Metro YJS	0	0	21	30	29	0	1	12	0	92	30	12	45	3	0	90	31	-4	0	0	36	128
Christmas & Cocos Islands	0	0	0	0	0	0	0	0	0	0	0	0	0	0	0	0	0	0	0	0	0	0
Derby Y&FSS	0	0	0	0	0	0	0	0	0	0	0	0	0	0	0	0	0	-1	0	0	0	0
Esperance Branch	0	0	0	3	4	0	0	2	0	9	7	0	2	0	0	9	0	-2	2	1	0	11
Fitzroy Crossing Y&FSS	0	0	0	0	0	0	0	0	0	0	0	0	0	0	0	0	0	0	0	0	0	0
Geraldton RYJS	0	0	3	17	4	0	0	3	0	27	18	3	4	0	0	25	7	2	0	0	11	38
Goldfields Y & FSS	0	0	0	0	0	0	0	0	1	0	0	0	0	0	0	0	0	-4	0	0	0	0
Halls Creek Branch	0	0	6	3	1	0	0	0	0	10	8	2	0	0	0	10	0	2	0	0	2	12
Kalgoorlie YJS	0	0	7	28	6	1	1	6	0	48	36	1	6	1	0	44	7	-5	6	6	11	65
Karratha Branch	0	0	2	9	4	0	0	2	0	17	10	2	5	0	0	17	3	-1	0	0	13	30
Katanning Branch	0	0	0	0	0	0	0	0	0	0	0	0	0	0	0	0	0	0	2	2	0	2
Kununurra Branch	0	0	7	12	3	0	1	5	0	27	26	1	0	0	0	27	10	1	0	0	8	35
Meekatharra Branch	0	0	9	9	2	0	0	0	0	20	18	0	0	0	0	18	2	4	26	21	4	50
Narrogin Branch	0	0	5	4	2	0	0	0	0	11	7	3	1	0	0	11	2	-1	13	8	5	29
Newman Branch	0	0	2	11	2	0	0	1	0	16	13	2	1	0	0	16	0	1	0	0	3	19
North Metro YJS	0	0	25	48	20	1	1	15	0	109	31	5	64	5	1	106	25	-4	0	0	32	141
Northam Branch	0	0	7	3	2	0	0	2	0	14	9	2	1	0	0	12	3	-1	0	0	3	17
Roebourne Branch	0	0	4	9	7	0	0	2	0	22	12	8	0	1	0	21	8	-1	0	0	5	27
South East Metro	0	0	40	74	36	0	1	14	0	164	67	12	58	13	7	157	20	-3	0	0	48	212
South Hedland Branch	0	0	1	16	7	0	0	4	0	28	19	7	1	0	0	27	8	6	0	0	9	37
South West Metro Youth Justice Services	0	0	29	57	28	2	3	12	0	128	42	7	62	7	5	123	23	-3	0	0	32	160
<b>TOTAL Branches</b>	<b>0</b>	<b>0</b>	<b>200</b>	<b>379</b>	<b>193</b>	<b>6</b>	<b>9</b>	<b>93</b>	<b>1</b>	<b>871</b>	<b>433</b>	<b>73</b>	<b>282</b>	<b>31</b>	<b>13</b>	<b>832</b>	<b>172</b>	<b>-15</b>	<b>56</b>	<b>45</b>	<b>257</b>	<b>1184</b>





Juvenile Community Justice Service Orders Valid as at 5/05/2011 00:00 hrs											Distinct Persons on Orders											
Branch	AISO	ACBO	IYSO	YCBO	JCRO	CWO	INOR	SRO	BAIL	Total Orders	AB Male	AB Fem	Non AB Male	Non AB Fem	Not Recorded	Total Distinct Persons	Special Risk	Variation Total Distinct Persons on previous week	JJTM Referrals	JJTM Distinct Persons	Reports	Total Services
Albany JJ Team	0	0	0	0	0	0	0	0	0	0	0	0	0	0	0	0	0	-3	15	14	0	15
Broome JJ Team	0	0	0	0	0	0	0	0	0	0	0	0	0	0	0	0	0	4	25	23	0	25
Bunbury JJ Team	0	0	0	0	0	0	0	0	0	0	0	0	0	0	0	0	3	19	19	0	19	
Central Metro JJT	0	0	0	0	0	0	0	0	0	0	0	0	0	0	0	0	-4	58	50	0	58	
Geraldton JJ Team	0	0	0	0	0	0	0	0	0	0	0	0	0	0	0	0	-13	13	12	0	13	
Halls Creek JJ Team	0	0	0	0	0	0	0	0	0	0	0	0	0	0	0	0	0	21	19	0	21	
Kalgoorlie JJ Team	0	0	0	0	0	0	0	0	0	0	0	0	0	0	0	0	1	9	6	0	9	
Karratha JJ Team	0	0	0	0	0	0	0	0	0	0	0	0	0	0	0	0	2	29	28	0	29	
Kununurra JJ Team	0	0	0	0	0	0	0	0	0	0	0	0	0	0	0	0	0	104	69	0	104	
Newman JJ Team	0	0	0	0	0	0	0	0	0	0	0	0	0	0	0	0	0	35	26	0	35	
North Metro JJ Team	0	0	0	0	0	0	0	0	0	0	0	0	0	0	0	0	4	51	50	0	51	
Northam JJ Team	0	0	0	0	0	0	0	0	0	0	0	0	0	0	0	0	-4	18	18	3	21	
Roebourne JJ Team	0	0	0	0	0	0	0	0	0	0	0	0	0	0	0	0	2	28	20	0	28	
South East Metro JJ Team	0	0	0	0	0	0	0	0	0	0	0	0	0	0	0	0	5	64	63	0	64	
South Hedland JJ Team	0	0	0	0	0	0	0	0	0	0	0	0	0	0	0	0	-5	33	28	0	33	
South West Metro JJ Team	0	0	0	0	0	0	0	0	0	0	0	0	0	0	0	0	-3	87	77	14	101	
<b>TOTAL JJ Team</b>	<b>0</b>	<b>0</b>	<b>0</b>	<b>0</b>	<b>0</b>	<b>0</b>	<b>0</b>	<b>0</b>	<b>0</b>	<b>0</b>	<b>0</b>	<b>0</b>	<b>0</b>	<b>0</b>	<b>0</b>	<b>0</b>	<b>3</b>	<b>-15</b>	<b>609</b>	<b>522</b>	<b>17</b>	<b>626</b>
Court Assessment and Treatment Service	0	0	0	0	0	0	0	0	0	0	0	0	0	0	0	0	2	-1	0	0	10	10
Geraldton Y & FSS	0	0	0	0	0	0	0	0	0	0	0	0	0	0	0	0	2	0	0	0	0	0
Killara Youth Services	0	0	0	0	0	0	0	0	0	0	0	0	0	0	0	0	3	0	0	0	0	0
<b>TOTAL Others</b>	<b>0</b>	<b>0</b>	<b>0</b>	<b>0</b>	<b>0</b>	<b>0</b>	<b>0</b>	<b>0</b>	<b>0</b>	<b>0</b>	<b>0</b>	<b>0</b>	<b>0</b>	<b>0</b>	<b>0</b>	<b>0</b>	<b>4</b>	<b>2</b>	<b>0</b>	<b>0</b>	<b>10</b>	<b>10</b>
<b>Not Recorded</b>	<b>0</b>	<b>0</b>	<b>0</b>	<b>0</b>	<b>0</b>	<b>0</b>	<b>0</b>	<b>0</b>	<b>0</b>	<b>0</b>	<b>0</b>	<b>0</b>	<b>0</b>	<b>0</b>	<b>0</b>	<b>0</b>	<b>0</b>	<b>0</b>	<b>0</b>	<b>0</b>	<b>0</b>	<b>0</b>
<b>TOTAL Not Recorded</b>	<b>0</b>	<b>0</b>	<b>0</b>	<b>0</b>	<b>0</b>	<b>0</b>	<b>0</b>	<b>0</b>	<b>0</b>	<b>0</b>	<b>0</b>	<b>0</b>	<b>0</b>	<b>0</b>	<b>0</b>	<b>0</b>	<b>0</b>	<b>0</b>	<b>0</b>	<b>0</b>	<b>0</b>	<b>0</b>
<b>GRAND TOTAL</b>	<b>0</b>	<b>0</b>	<b>200</b>	<b>379</b>	<b>193</b>	<b>6</b>	<b>9</b>	<b>93</b>	<b>1</b>	<b>871</b>	<b>433</b>	<b>73</b>	<b>282</b>	<b>31</b>	<b>13</b>	<b>832</b>	<b>179</b>	<b>-28</b>	<b>665</b>	<b>567</b>	<b>284</b>	<b>1820</b>
% of Total Orders	0.00%	0.00%	22.96%	43.51%	22.16%	0.69%	1.03%	10.68%	0.11%	100.00%	52.04%	8.77%	33.89%	3.73%	1.56%	Average Supervised Orders / Person		1.05				





**Adults Offenders in Custody as at 12/05/2011 00:00 Hours. Count by Facility, Status, Ethnicity and Gender.**

This includes all persons in workcamps and in hospital and lockup.

FACILITY	Sentenced							Unsentenced							Total
	Aboriginal			Non-Aboriginal			Total	Aboriginal			Non-Aboriginal			Total	
	MALE	FEMALE	Total	MALE	FEMALE	Total		MALE	FEMALE	Total	MALE	FEMALE	Total		
ACACIA PRISON	371	0	371	619	0	619	990	0	0	0	0	0	0	0	990
ALBANY REGIONAL PRISON	96	0	96	176	0	176	272	6	0	6	30	0	30	36	308
BANDYUP WOMENS PRISON	0	74	74	0	95	95	169	0	19	19	0	29	29	48	217
BORONIA PRE RELEASE CENTRE	0	9	9	0	70	70	79	0	0	0	0	0	0	0	79
BROOME REGIONAL PRISON	66	7	73	23	1	24	97	13	0	13	0	0	0	13	110
BUNBURY REGIONAL PRISON	57	0	57	246	0	246	303	4	0	4	21	0	21	25	328
CASUARINA PRISON	210	0	210	306	0	306	516	64	0	64	21	0	21	85	601
EASTERN GOLDFIELDS REGIONAL PRISON	52	14	66	24	2	26	92	23	4	27	12	0	12	39	131
GREENOUGH REGIONAL PRISON	187	13	200	32	5	37	237	34	1	35	8	0	8	43	280
HAKEA PRISON	42	0	42	165	0	165	207	155	0	155	356	0	356	511	718
KARNET PRISON FARM	28	0	28	207	0	207	235	0	0	0	0	0	0	0	235
PARDELUP PRISON FARM	4	0	4	87	0	87	91	0	0	0	0	0	0	0	91
ROEBOURNE REGIONAL PRISON	119	13	132	10	0	10	142	32	4	36	4	0	4	40	182
WOOROLOO PRISON FARM	47	0	47	318	0	318	365	0	0	0	1	0	1	1	366
<b>Total</b>	<b>1279</b>	<b>130</b>	<b>1409</b>	<b>2213</b>	<b>173</b>	<b>2386</b>	<b>3795</b>	<b>331</b>	<b>28</b>	<b>359</b>	<b>453</b>	<b>29</b>	<b>482</b>	<b>841</b>	<b>4636</b>



**Juvenile Offenders in Detention as at 12/05/2011 00:00 Hours. Count by Facility, Status, Ethnicity and Gender.**

FACILITY	Sentenced						Unsentenced						Total	
	Aboriginal			Non-Aboriginal		Total	Aboriginal			Non-Aboriginal		Total		
	MALE	FEMALE	Total	MALE	Total		MALE	FEMALE	Total	MALE	FEMALE			Total
<b>BANKSIA HILL DETENTION CENTRE</b>	<b>58</b>	<b>0</b>	<b>58</b>	<b>24</b>	<b>24</b>	<b>82</b>	<b>23</b>	<b>0</b>	<b>23</b>	<b>10</b>	<b>0</b>	<b>10</b>	<b>33</b>	<b>115</b>
<b>RANGEVIEW REMAND CENTRE</b>	<b>4</b>	<b>8</b>	<b>12</b>	<b>2</b>	<b>2</b>	<b>14</b>	<b>28</b>	<b>5</b>	<b>33</b>	<b>21</b>	<b>1</b>	<b>22</b>	<b>55</b>	<b>69</b>
<b>Total</b>	<b>62</b>	<b>8</b>	<b>70</b>	<b>26</b>	<b>26</b>	<b>96</b>	<b>51</b>	<b>5</b>	<b>56</b>	<b>31</b>	<b>1</b>	<b>32</b>	<b>88</b>	<b>184</b>



**Prisoners in Custody of Hospital or Police Lockup as at 12/05/2011 00:00 Hours.**

Parent Facility and Prisoner Locations		Sentenced				Unsentenced				Total
		A	N		Total	A	N		Total	
		MALE	MALE	FEMALE		MALE	MALE	FEMALE		
CASUARINA PRISON	CASU EU LONGTERM HOSPITAL	0	0	0	0	2	0	0	2	2
HAKEA PRISON	HAKE EU POLICE LOCKUP	0	8	0	8	0	0	0	0	8
	GRAYLANDS HOSPITAL	0	0	0	0	0	6	0	6	6
ROEBOURNE REGIONAL PRISON	HEALTH APPOINTMENT	1	0	0	1	0	0	0	0	1
ACACIA PRISON	HOSPITAL ADMISSION OVERNIGHT	1	3	0	4	0	0	0	0	4
BANDYUP WOMENS PRISON	KING EDWARD HOSPITAL	0	0	1	1	0	0	0	0	1
	BAND EU LONGTERM HOSPITAL	0	0	0	0	0	0	1	1	1
WOOROLOO PRISON FARM	WOOR EU POLICE LOCKUP	0	1	0	1	0	0	0	0	1
<b>Total</b>		<b>2</b>	<b>12</b>	<b>1</b>	<b>15</b>	<b>2</b>	<b>6</b>	<b>1</b>	<b>9</b>	<b>24</b>



**Prisoners in Custody of WorkCamp as at 12/05/2011 00:00 Hours.**

Parent Facility and WorkCamp Locations		Sentenced			Total
		Aboriginal	Non-Aboriginal	Total	
		MALE	MALE		
<b>BROOME REGIONAL PRISON</b>	<b>BUNGARUN WORKCAMP</b>	<b>7</b>	<b>1</b>	<b>8</b>	<b>8</b>
<b>BROOME REGIONAL PRISON</b>	<b>WYNDHAM WORK CAMP</b>	<b>10</b>	<b>4</b>	<b>14</b>	<b>14</b>
<b>EASTERN GOLDFIELDS REGIONAL PRISON</b>	<b>MT. MORGANS WORKCAMP</b>	<b>8</b>	<b>1</b>	<b>9</b>	<b>9</b>
<b>PARDELUP PRISON FARM</b>	<b>WALPOLE WORK CAMP</b>	<b>0</b>	<b>9</b>	<b>9</b>	<b>9</b>
<b>ROEBOURNE REGIONAL PRISON</b>	<b>MILLSTREAM WORKCAMP</b>	<b>8</b>	<b>1</b>	<b>9</b>	<b>9</b>
<b>WOOROLOO PRISON FARM</b>	<b>KELLERBERRIN WORKCAMP</b>	<b>1</b>	<b>10</b>	<b>11</b>	<b>11</b>
<b>Total</b>		<b>34</b>	<b>26</b>	<b>60</b>	<b>60</b>