



## Weekly Offender Statistics (WOS) Report as at 5/05/2011 00:00 hours



**Performance and Statistics**  
**Department of Corrective Services**

Generated On: 5/05/2011 10:02:51 AM

Generated by: JUSTICE\GrzelecA



## Report Notes

---

**Report Title** Weekly Offender Statistics (WOS) Report

**Report Designer** Performance and Statistics Team

**Last Modified**

**Report Data Source** WOSdb in the Analysis Platform

### Data Guidelines

This report shows a weekly snapshot of the Adult and Juvenile custodial systems and the variation between weekly snapshots as well as a rolling five year history of the snapshot reports in graphical form.



**Legend:**

**Adult OrderType Codes**

CB - Community Based Orders

CE - CEO Parole / Short Term Parole Orders

CSI - Conditional Suspended Imprisonment Orders

DS - Dangerous Sex Offender Orders

HB - Conditional/ Monitored Bail Orders

IS - Intensive Supervision Orders

PA - Parole Orders

PO - Probation Orders

PS - Pre-Sentence Orders

WD - Work and Development Orders

WR/RR - Work Release or ReEntry Release Orders



**Legend:      Juvenile OrderTypes**

AISO - Adult Intensive Supervision Order  
ACBO - Adult Community Based Order  
BAIL - Supervising Bail  
CONF - Court Conferencing Referral  
CUST - Juvenile Detention Support  
CWO - Community Work Order  
DBWT - Deferred Bench Warrant  
INOR - Interstate Order  
IYSO - Intensive Youth Supervision Order  
JCRO - Juvenile Conditional Release Order  
JTMP - Juvenile Drug Court (CATS) Treatment Mgmt Plan  
JJTM - JJ Team Referral  
PREV - Prevention  
PRIS - Adult Prison Support  
SRO - Supervised Release Order  
YCBO - Youth Community Based Order

**All Reports:**

**Includes:** Adult Pre-sentence Report  
Breach of Adult Court Order Report  
Breach of Juvenile Court Order Report  
Breach of SRO Report (S.144 - non-compliance)  
Breach of SRO Report (S.145 - offending)  
Combined Juvenile Court Report & Adult PSR  
Court Report  
Court Conference Referral Report  
Juvenile Court Diversion Assessment



Weekly Offender Statistics - Thursday Prisoner Population Report as at 5/05/2011 00:00 hours

Adult Prisoner Population

	Count	% of Total	Previous Count	Variation
Total *	4630		4614	16
Sentenced	3757	81.1%	3740	17
Remand	847	18.3%	848	-1
Aboriginal	1763	38.1%	1750	13
Female	358	7.7%	357	1
Hospital/Lockup	26	0.6%	26	0
Fine Defaulters:				
State ^	17	0.4%	7	10
Federal	0	0.0%	2	-2
By Facility				
Acacia	991	21.4%	992	-1
Albany	306	6.6%	302	4
Bandyup	214	4.6%	219	-5
Boronia Pre release	80	1.7%	76	4
Broome	103	2.2%	98	5
Bunbury	324	7.0%	320	4
Casuarina	615	13.3%	612	3
Eastern Goldfields	121	2.6%	111	10
Greenough	290	6.3%	291	-1
Hakea	711	15.4%	728	-17
Karnet	237	5.1%	236	1
Pardelup	88	1.9%	90	-2
Roebourne	190	4.1%	184	6
Woorloo	360	7.8%	355	5
Alternatives to Imprisonment (inc Early release, Bail and Pre-Sentence orders)				
CEO/Short Term Parole	74	7.8%	68	6
Conditional Bail	217	22.8%	211	6
Cwlth Parole	14	1.5%	14	0
Interstate parole	4	0.4%	4	0
Monitored Bail	0	0.0%	1	-1
Pre-Sentence	192	20.2%	194	-2
State Parole	377	39.6%	376	1
Work Rel. or Re-Entry	0	0.0%	0	0

Juvenile Custodial Population

Total	197		223	-26
Sentenced	99	50.3%	102	-3
Unsentenced	98	49.7%	121	-23
Aboriginal	143	72.6%	159	-16
Female	19	9.6%	22	-3
Supervised Bail	75		66	9
By Facility				
Banksia Hill	125	63.5%	137	-12
Range View	72	36.5%	86	-14

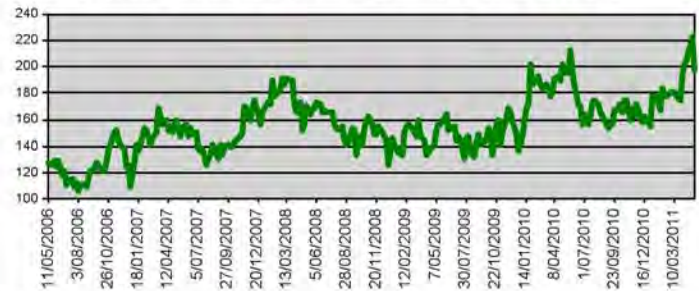
\* Includes Hospital/Lockup  
^ Includes cases where fine defaulters have a current remand warrant

Trends in Justice - Rolling Five Year History

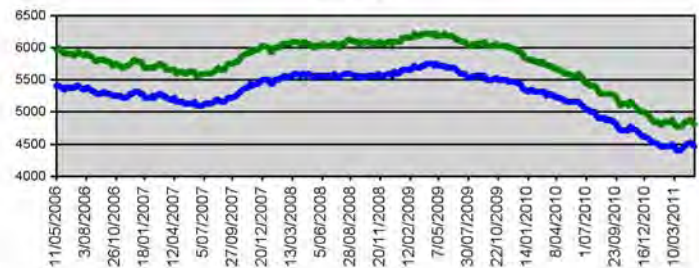
Adult Prisoner Population - Rolling 5 Year Snapshot



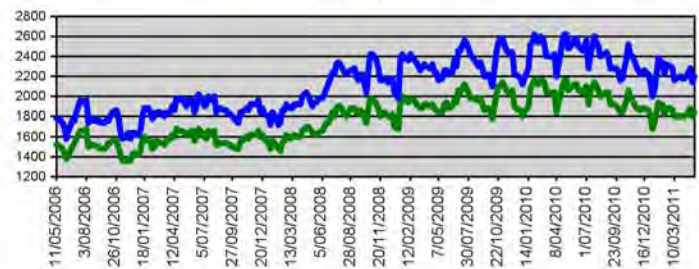
Juvenile Detention Population - Rolling 5 Year Snapshot



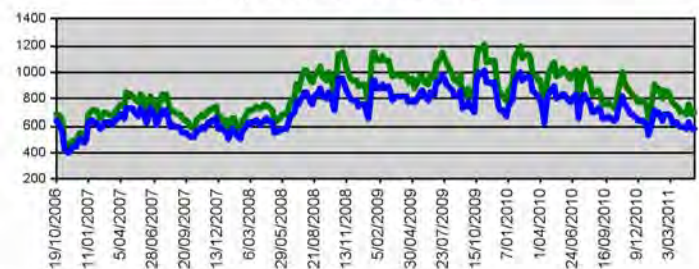
Adult Community Corrections - Orders and Offenders - Rolling 5 Year Snapshot



Juvenile Community Justice - Orders and Offenders - Rolling 5 Year Snapshot



Juvenile Community Justice - JJTeam Referrals and Distinct Persons - Snapshot (Since 19 Oct 2006)





Adult Community Justice Service Orders Valid as at 28/04/2011 00:00 hours														Distinct Persons						
Branch	IS	CB	CSI	DS	PS	PO	HB	CE	PA	WR / RR	WD	Total Count Orders	Distinct Persons Special / High Risk	Variation Total Distinct Persons	Aboriginal Male	Aboriginal Female	Non-Aboriginal Male	Non-Aboriginal Female	Not Recorded	Total Distinct Persons
Albany	17	67	16	1	11	0	12	1	10	0	8	143	4	0	22	11	72	16	0	121
Broome	40	36	16	1	3	1	0	5	4	0	32	138	4	-1	96	20	16	3	2	137
Bunbury	69	123	30	2	8	0	5	4	18	0	3	262	11	-1	31	20	144	44	0	239
Busselton	28	50	12	0	1	1	1	1	6	0	2	102	6	-2	5	4	64	14	5	92
Carnarvon	14	31	8	1	0	0	0	0	1	0	2	57	4	-3	28	12	10	3	0	53
Central Breach Unit	3	2	1	0	0	0	0	0	0	0	0	6	1	2	1	0	2	1	0	4
Central East Metro	80	120	45	4	6	0	1	6	36	0	2	300	27	-5	42	19	178	43	1	283
Central Law Court	0	0	0	0	0	0	17	0	0	0	0	17	1	7	7	2	6	2	0	17
Central West Metro	93	162	68	0	13	4	23	5	37	0	13	418	23	-5	44	21	261	68	2	396
Court Assessment Treatment	0	1	0	0	36	0	31	0	0	0	1	69	34	-1	10	3	21	9	0	43
Esperance	9	23	7	0	3	0	2	1	1	0	2	48	1	2	12	4	19	7	1	43
Geraldton	41	100	21	0	0	1	9	3	7	0	7	189	2	-1	81	21	58	14	2	176
Halls Creek	27	19	2	0	8	0	0	1	0	0	15	72	0	-1	45	19	1	0	3	68
Kalgoorlie	45	69	12	0	23	0	10	11	4	0	24	198	4	-1	91	46	32	8	1	178
Karratha	14	14	5	0	0	0	0	1	1	0	3	38	3	1	20	10	5	2	0	37
Katanning	8	32	4	0	2	0	1	0	1	0	0	48	0	-1	15	10	14	2	0	41
Kununurra	47	37	12	0	9	0	0	0	0	0	70	175	5	3	116	45	4	0	3	168
Mandurah	32	63	23	0	1	1	12	1	11	0	6	150	3	-2	19	4	97	24	0	144
Meekatharra	5	47	6	0	2	0	0	0	0	0	4	64	1	-2	37	15	3	0	0	55
Narrogin	9	42	7	0	5	0	0	1	2	0	1	67	5	-1	19	11	25	5	0	60
Newman	8	16	3	0	0	0	0	1	1	0	1	30	0	1	14	6	7	0	0	27
North East Metro	94	124	44	1	8	1	16	6	48	0	10	352	14	-9	60	21	200	52	2	335
North West Metro	168	214	104	0	13	2	19	3	66	0	13	602	19	-1	60	23	397	83	1	564
Northam	20	40	9	0	2	1	0	2	6	0	5	85	3	0	16	9	44	10	0	79
Perth	0	0	0	0	0	0	0	0	0	0	0	0	0	-1	0	0	0	0	0	0
Rockingham	61	87	36	0	11	1	20	7	36	0	16	275	3	1	18	4	190	48	1	261
Roebourne	11	11	4	0	0	0	0	5	2	0	11	44	2	-1	20	9	14	1	0	44
South East Metro	136	184	62	4	12	0	17	4	52	0	7	478	36	-3	66	17	298	54	10	445
South Hedland	35	18	16	0	2	0	0	3	4	0	0	78	2	-1	45	20	11	1	0	77
South West Coasta	70	118	44	0	13	2	21	2	41	0	5	316	25	-1	32	21	198	44	0	295
<b>TOTAL</b>	<b>1184</b>	<b>1850</b>	<b>617</b>	<b>14</b>	<b>192</b>	<b>15</b>	<b>217</b>	<b>74</b>	<b>395</b>	<b>0</b>	<b>263</b>	<b>4821</b>	<b>243</b>	<b>-27</b>	<b>1072</b>	<b>427</b>	<b>2391</b>	<b>558</b>	<b>34</b>	<b>4482</b>
% of Total Orders	24.56%	38.37%	12.80%	0.29%	3.98%	0.31%	4.50%	1.53%	8.19%	0.00%	5.46%	Average orders/person	1.08		23.92%	9.53%	53.35%	12.45%	0.76%	100.00%



Branch	Juvenile Community Justice Service Orders Valid as at 28/04/2011 00:00 hrs										Distinct Persons on Orders							Reports	Total Services			
	AISO	ACBO	IYSO	YCBO	JCRO	CWO	INOR	SRO	BAIL	Total Orders	AB Male	AB Fem	Non AB Male	Non AB Fem	Not Recorded	Total Distinct Persons	Special Risk			Variation Total Distinct Persons on previous week	JJTM Referrals	JJTM Distinct Persons
Albany Branch	0	0	1	3	6	0	1	0	0	10	5	0	4	0	1	10	3	0	1	1	2	13
Broome RYJS	0	0	21	18	14	0	0	4	0	57	43	5	1	0	0	49	12	0	0	0	11	68
Broome Y&FSS	0	0	0	0	0	0	0	0	0	0	0	0	0	0	0	0	0	0	0	0	0	0
Bunbury Branch	0	0	9	17	10	0	0	5	0	41	17	0	20	1	0	38	7	1	0	0	16	57
Busselton Branch	0	0	1	1	3	2	0	1	0	8	1	0	7	0	0	8	1	0	0	0	1	9
Carnarvon Branch	0	0	2	9	3	0	0	2	0	16	14	1	0	0	0	15	0	-6	7	7	2	25
Central Metro YJS	0	0	19	29	26	0	1	12	0	86	28	8	45	3	0	84	30	0	0	0	42	128
Christmas & Cocos Islands	0	0	0	0	0	0	0	0	0	0	0	0	0	0	0	0	0	0	0	0	0	0
Derby Y&FSS	0	0	0	0	0	0	0	0	0	0	0	0	0	0	0	0	0	0	0	0	0	0
Esperance Branch	0	0	0	3	4	0	0	2	0	9	7	0	2	0	0	9	0	0	7	4	0	16
Fitzroy Crossing Y&FSS	0	0	0	0	0	0	0	0	0	0	0	0	0	0	0	0	0	0	0	0	0	0
Geraldton RYJS	0	0	3	16	4	0	0	3	0	26	19	3	3	0	0	25	8	2	0	0	11	37
Goldfields Y & FSS	0	0	0	0	0	0	0	0	0	0	0	0	0	0	0	0	0	0	0	0	0	0
Halls Creek Branch	0	0	5	2	0	0	0	0	0	7	7	0	0	0	0	7	0	0	0	0	3	10
Kalgoorlie YJS	0	0	7	28	6	1	1	6	0	48	35	1	6	1	1	44	7	-3	7	7	17	72
Karratha Branch	0	0	2	10	4	0	0	2	0	18	11	4	3	0	0	18	3	-1	0	0	15	33
Katanning Branch	0	0	0	0	0	0	0	0	0	0	0	0	0	0	0	0	0	0	2	2	0	2
Kununurra Branch	0	0	8	12	3	0	1	4	0	27	25	2	0	0	0	27	10	-1	0	0	5	32
Meekatharra Branch	0	0	7	8	2	0	0	0	0	17	16	0	0	0	0	16	2	1	26	19	6	49
Narrogin Branch	0	0	5	4	2	0	0	0	0	11	7	3	1	0	0	11	2	0	15	10	7	33
Newman Branch	0	0	1	12	3	0	0	0	0	16	12	2	1	0	0	15	0	-1	0	0	3	19
North Metro YJS	0	0	23	51	18	2	1	13	0	107	30	6	63	6	1	106	24	5	0	0	39	146
Northam Branch	0	0	7	4	2	0	0	2	0	15	10	2	1	0	0	13	3	2	0	0	4	19
Roebourne Branch	0	0	4	10	7	0	0	2	0	23	12	9	0	1	0	22	4	0	0	0	7	30
South East Metro	0	0	38	74	37	0	1	12	0	161	61	11	63	12	7	154	24	-2	0	0	47	208
South Hedland Branch	0	0	2	15	6	0	0	5	0	28	19	7	1	0	0	27	5	0	0	0	5	33
South West Metro Youth Justice Services	0	0	29	60	29	2	3	11	0	131	41	7	66	7	5	126	25	0	0	0	33	164
<b>TOTAL Branches</b>	<b>0</b>	<b>0</b>	<b>194</b>	<b>386</b>	<b>189</b>	<b>7</b>	<b>9</b>	<b>86</b>	<b>0</b>	<b>862</b>	<b>420</b>	<b>71</b>	<b>287</b>	<b>31</b>	<b>15</b>	<b>824</b>	<b>170</b>	<b>-3</b>	<b>65</b>	<b>50</b>	<b>276</b>	<b>1203</b>





Juvenile Community Justice Service Orders Valid as at 28/04/2011 00:00 hrs											Distinct Persons on Orders											
Branch	AISO	ACBO	IYSO	YCBO	JCRO	CWO	INOR	SRO	BAIL	Total Orders	AB Male	AB Fem	Non AB Male	Non AB Fem	Not Recorded	Total Distinct Persons	Special Risk	Variation Total Distinct Persons on previous week	JJTM Referrals	JJTM Distinct Persons	Reports	Total Services
Albany JJ Team	0	0	0	0	0	0	0	0	0	0	0	0	0	0	0	0	0	-2	18	17	0	18
Broome JJ Team	0	0	0	0	0	0	0	0	0	0	0	0	0	0	0	0	0	1	23	20	0	23
Bunbury JJ Team	0	0	0	0	0	0	0	0	0	0	0	0	0	0	0	0	0	2	15	15	0	15
Central Metro JJT	0	0	0	0	0	0	0	0	0	0	0	0	0	0	0	0	13	63	54	0	63	
Geraldton JJ Team	0	0	0	0	0	0	0	0	0	0	0	0	0	0	0	0	-2	28	26	0	28	
Halls Creek JJ Team	0	0	0	0	0	0	0	0	0	0	0	0	0	0	0	0	1	23	19	0	23	
Kalgoorlie JJ Team	0	0	0	0	0	0	0	0	0	0	0	0	0	0	0	0	-2	9	6	0	9	
Karratha JJ Team	0	0	0	0	0	0	0	0	0	0	0	0	0	0	0	0	1	27	26	0	27	
Kununurra JJ Team	0	0	0	0	0	0	0	0	0	0	0	0	0	0	0	0	1	109	69	0	109	
Newman JJ Team	0	0	0	0	0	0	0	0	0	0	0	0	0	0	0	0	0	36	26	0	36	
North Metro JJ Team	0	0	0	0	0	0	0	0	0	0	0	0	0	0	0	0	2	45	44	0	45	
Northam JJ Team	0	0	0	0	0	0	0	0	0	0	0	0	0	0	0	0	6	21	21	4	25	
Roebourne JJ Team	0	0	0	0	0	0	0	0	0	0	0	0	0	0	0	0	1	30	22	0	30	
South East Metro JJ Team	0	0	0	0	0	0	0	0	0	0	0	0	0	0	0	0	0	59	58	0	59	
South Hedland JJ Team	0	0	0	0	0	0	0	0	0	0	0	0	0	0	0	0	4	39	33	0	39	
South West Metro JJ Team	0	0	0	0	0	0	0	0	0	0	0	0	0	0	0	0	2	92	81	10	102	
<b>TOTAL JJ Team</b>	<b>0</b>	<b>0</b>	<b>0</b>	<b>0</b>	<b>0</b>	<b>0</b>	<b>0</b>	<b>0</b>	<b>0</b>	<b>0</b>	<b>0</b>	<b>0</b>	<b>0</b>	<b>0</b>	<b>0</b>	<b>0</b>	<b>2</b>	<b>637</b>	<b>537</b>	<b>14</b>	<b>651</b>	
Court Assessment and Treatment Service	0	0	0	0	0	0	0	0	0	0	0	0	0	0	0	0	5	6	0	0	10	10
Geraldton Y & FSS	0	0	0	0	0	0	0	0	0	0	0	0	0	0	0	0	2	1	0	0	0	0
Killara Youth Services	0	0	0	0	0	0	0	0	0	0	0	0	0	0	0	0	1	-4	0	0	0	0
<b>TOTAL Others</b>	<b>0</b>	<b>0</b>	<b>0</b>	<b>0</b>	<b>0</b>	<b>0</b>	<b>0</b>	<b>0</b>	<b>0</b>	<b>0</b>	<b>0</b>	<b>0</b>	<b>0</b>	<b>0</b>	<b>0</b>	<b>0</b>	<b>8</b>	<b>3</b>	<b>0</b>	<b>0</b>	<b>10</b>	<b>10</b>
<b>Not Recorded</b>	<b>0</b>	<b>0</b>	<b>0</b>	<b>0</b>	<b>0</b>	<b>0</b>	<b>0</b>	<b>0</b>	<b>0</b>	<b>0</b>	<b>0</b>	<b>0</b>	<b>0</b>	<b>0</b>	<b>0</b>	<b>0</b>	<b>0</b>	<b>0</b>	<b>0</b>	<b>0</b>	<b>0</b>	<b>0</b>
<b>TOTAL Not Recorded</b>	<b>0</b>	<b>0</b>	<b>0</b>	<b>0</b>	<b>0</b>	<b>0</b>	<b>0</b>	<b>0</b>	<b>0</b>	<b>0</b>	<b>0</b>	<b>0</b>	<b>0</b>	<b>0</b>	<b>0</b>	<b>0</b>	<b>0</b>	<b>0</b>	<b>0</b>	<b>0</b>	<b>0</b>	<b>0</b>
<b>GRAND TOTAL</b>	<b>0</b>	<b>0</b>	<b>194</b>	<b>386</b>	<b>189</b>	<b>7</b>	<b>9</b>	<b>86</b>	<b>0</b>	<b>862</b>	<b>420</b>	<b>71</b>	<b>287</b>	<b>31</b>	<b>15</b>	<b>824</b>	<b>180</b>	<b>27</b>	<b>702</b>	<b>587</b>	<b>300</b>	<b>1864</b>
% of Total Orders	0.00%	0.00%	22.51%	44.78%	21.93%	0.81%	1.04%	9.98%	0.00%	100.00%	50.97%	8.62%	34.83%	3.76%	1.82%	Average Supervised Orders / Person		1.05				





**Adults Offenders in Custody as at 5/05/2011 00:00 Hours. Count by Facility, Status, Ethnicity and Gender.**

This includes all persons in workcamps and in hospital and lockup.

FACILITY	Sentenced							Unsentenced							Total
	Aboriginal			Non-Aboriginal			Total	Aboriginal			Non-Aboriginal			Total	
	MALE	FEMALE	Total	MALE	FEMALE	Total		MALE	FEMALE	Total	MALE	FEMALE	Total		
ACACIA PRISON	372	0	372	619	0	619	991	0	0	0	0	0	0	0	991
ALBANY REGIONAL PRISON	90	0	90	178	0	178	268	8	0	8	30	0	30	38	306
BANDYUP WOMENS PRISON	0	69	69	0	94	94	163	0	23	23	0	28	28	51	214
BORONIA PRE RELEASE CENTRE	0	8	8	0	72	72	80	0	0	0	0	0	0	0	80
BROOME REGIONAL PRISON	61	6	67	22	0	22	89	13	1	14	0	0	0	14	103
BUNBURY REGIONAL PRISON	56	0	56	244	0	244	300	4	0	4	20	0	20	24	324
CASUARINA PRISON	217	0	217	308	0	308	525	64	0	64	26	0	26	90	615
EASTERN GOLDFIELDS REGIONAL PRISON	48	12	60	24	2	26	86	20	5	25	10	0	10	35	121
GREENOUGH REGIONAL PRISON	190	12	202	35	5	40	242	35	4	39	9	0	9	48	290
HAKEA PRISON	36	0	36	168	0	168	204	154	0	154	353	0	353	507	711
KARNET PRISON FARM	29	0	29	208	0	208	237	0	0	0	0	0	0	0	237
PARDELUP PRISON FARM	4	0	4	84	0	84	88	0	0	0	0	0	0	0	88
ROEBOURNE REGIONAL PRISON	117	12	129	10	0	10	139	42	5	47	4	0	4	51	190
WOOROLOO PRISON FARM	46	0	46	313	0	313	359	0	0	0	1	0	1	1	360
<b>Total</b>	<b>1266</b>	<b>119</b>	<b>1385</b>	<b>2213</b>	<b>173</b>	<b>2386</b>	<b>3771</b>	<b>340</b>	<b>38</b>	<b>378</b>	<b>453</b>	<b>28</b>	<b>481</b>	<b>859</b>	<b>4630</b>



**Juvenile Offenders in Detention as at 5/05/2011 00:00 Hours. Count by Facility, Status, Ethnicity and Gender.**

FACILITY	Sentenced						Unsentenced						Total	
	Aboriginal			Non-Aboriginal		Total	Aboriginal			Non-Aboriginal		Total		
	MALE	FEMALE	Total	MALE	Total		MALE	FEMALE	Total	MALE	FEMALE			Total
<b>BANKSIA HILL DETENTION CENTRE</b>	<b>62</b>	<b>0</b>	<b>62</b>	<b>23</b>	<b>23</b>	<b>85</b>	<b>29</b>	<b>0</b>	<b>29</b>	<b>11</b>	<b>0</b>	<b>11</b>	<b>40</b>	<b>125</b>
<b>RANGEVIEW REMAND CENTRE</b>	<b>5</b>	<b>8</b>	<b>13</b>	<b>1</b>	<b>1</b>	<b>14</b>	<b>29</b>	<b>10</b>	<b>39</b>	<b>18</b>	<b>1</b>	<b>19</b>	<b>58</b>	<b>72</b>
<b>Total</b>	<b>67</b>	<b>8</b>	<b>75</b>	<b>24</b>	<b>24</b>	<b>99</b>	<b>58</b>	<b>10</b>	<b>68</b>	<b>29</b>	<b>1</b>	<b>30</b>	<b>98</b>	<b>197</b>



**Prisoners in Custody of Hospital or Police Lockup as at 5/05/2011 00:00 Hours.**

Parent Facility and Prisoner Locations		Sentenced			Unsentenced			Total	
		A	N	Total	A	N			Total
		MALE	MALE		MALE	MALE	FEMALE		
BANDYUP WOMENS PRISON	BAND EU LONGTERM HOSPITAL	0	0	0	0	0	1	1	
CASUARINA PRISON	CASU EU LONGTERM HOSPITAL	0	0	0	2	0	0	2	
HAKEA PRISON	HAKE EU POLICE LOCKUP	0	8	8	0	0	0	8	
	ROYAL PERTH HOSPITAL	0	0	0	0	1	0	1	
	HAKE EU LONGTERM HOSPITAL	0	0	0	0	1	0	1	
	GRAYLANDS HOSPITAL	0	0	0	0	6	0	6	
PARDELUP PRISON FARM	HEALTH APPOINTMENT	0	1	1	0	0	0	1	
ROEBOURNE REGIONAL PRISON	HEALTH APPOINTMENT	0	0	0	1	0	0	1	
ACACIA PRISON	HOSPITAL ADMISSION OVERNIGHT	1	3	4	0	0	0	4	
WOOROLOO PRISON FARM	WOOR EU POLICE LOCKUP	0	1	1	0	0	0	1	
<b>Total</b>		<b>1</b>	<b>13</b>	<b>14</b>	<b>3</b>	<b>8</b>	<b>1</b>	<b>12</b>	



**Prisoners in Custody of WorkCamp as at 5/05/2011 00:00 Hours.**

Parent Facility and WorkCamp Locations		Sentenced			Total
		Aboriginal	Non-Aboriginal	Total	
		MALE	MALE		
<b>BROOME REGIONAL PRISON</b>	<b>BUNGARUN WORKCAMP</b>	<b>6</b>	<b>1</b>	<b>7</b>	<b>7</b>
<b>BROOME REGIONAL PRISON</b>	<b>WYNDHAM WORK CAMP</b>	<b>10</b>	<b>4</b>	<b>14</b>	<b>14</b>
<b>EASTERN GOLDFIELDS REGIONAL PRISON</b>	<b>MT. MORGANS WORKCAMP</b>	<b>9</b>	<b>1</b>	<b>10</b>	<b>10</b>
<b>PARDELUP PRISON FARM</b>	<b>WALPOLE WORK CAMP</b>	<b>0</b>	<b>11</b>	<b>11</b>	<b>11</b>
<b>ROEBOURNE REGIONAL PRISON</b>	<b>MILLSTREAM WORKCAMP</b>	<b>10</b>	<b>1</b>	<b>11</b>	<b>11</b>
<b>WOOROLOO PRISON FARM</b>	<b>KELLERBERRIN WORKCAMP</b>	<b>1</b>	<b>10</b>	<b>11</b>	<b>11</b>
<b>Total</b>		<b>36</b>	<b>28</b>	<b>64</b>	<b>64</b>