



Weekly Offender Statistics (WOS) Report as at 21/04/2011 00:00 hours



Performance and Statistics
Department of Corrective Services

Generated On: 21/04/2011 10:04:01 AM

Generated by: JUSTICE\GrzelecA



Report Notes

Report Title Weekly Offender Statistics (WOS) Report

Report Designer Performance and Statistics Team

Last Modified

Report Data Source WOSdb in the Analysis Platform

Data Guidelines

This report shows a weekly snapshot of the Adult and Juvenile custodial systems and the variation between weekly snapshots as well as a rolling five year history of the snapshot reports in graphical form.



Legend:

Adult OrderType Codes

CB - Community Based Orders

CE - CEO Parole / Short Term Parole Orders

CSI - Conditional Suspended Imprisonment Orders

DS - Dangerous Sex Offender Orders

HB - Conditional/ Monitored Bail Orders

IS - Intensive Supervision Orders

PA - Parole Orders

PO - Probation Orders

PS - Pre-Sentence Orders

WD - Work and Development Orders

WR/RR - Work Release or ReEntry Release Orders



Legend: Juvenile OrderTypes

AISO - Adult Intensive Supervision Order
ACBO - Adult Community Based Order
BAIL - Supervising Bail
CONF - Court Conferencing Referral
CUST - Juvenile Detention Support
CWO - Community Work Order
DBWT - Deferred Bench Warrant
INOR - Interstate Order
IYSO - Intensive Youth Supervision Order
JCRO - Juvenile Conditional Release Order
JTMP - Juvenile Drug Court (CATS) Treatment
Mgmt Plan
JJTM - JJ Team Referral
PREV - Prevention
PRIS - Adult Prison Support
SRO - Supervised Release Order
YCBO - Youth Community Based Order

All Reports:

Includes: Adult Pre-sentence Report
Breach of Adult Court Order Report
Breach of Juvenile Court Order Report
Breach of SRO Report (S.144 - non-compliance)
Breach of SRO Report (S.145 - offending)
Combined Juvenile Court Report & Adult PSR
Court Report
Court Conference Referral Report
Juvenile Court Diversion Assessment



Weekly Offender Statistics - Thursday Prisoner Population Report as at 21/04/2011 00:00 hours

Adult Prisoner Population

	Count	% of Total	Previous Count	Variation
Total *	4622		4653	-31
Sentenced	3783	81.8%	3796	-13
Remand	809	17.5%	827	-18
Aboriginal	1755	38.0%	1777	-22
Female	365	7.9%	369	-4
Hospital/Lockup	30	0.6%	30	0
Fine Defaulters:				
State ^	16	0.3%	11	5
Federal	1	0.0%	0	1
By Facility				
Acacia	989	21.4%	991	-2
Albany	304	6.6%	307	-3
Bandyup	224	4.8%	226	-2
Boronia Pre release	76	1.6%	80	-4
Broome	109	2.4%	100	9
Bunbury	325	7.0%	325	0
Casuarina	615	13.3%	619	-4
Eastern Goldfields	109	2.4%	106	3
Greenough	297	6.4%	300	-3
Hakea	713	15.4%	741	-28
Karnet	235	5.1%	237	-2
Pardelup	90	1.9%	86	4
Roebourne	185	4.0%	181	4
Woorloo	351	7.6%	354	-3
Alternatives to Imprisonment (inc Early release, Bail and Pre-Sentence orders)				
CEO/Short Term Parole	68	7.3%	67	1
Conditional Bail	212	22.7%	203	9
Cwlth Parole	14	1.5%	14	0
Interstate parole	4	0.4%	4	0
Monitored Bail	0	0.0%	0	0
Pre-Sentence	194	20.8%	199	-5
State Parole	374	40.0%	384	-10
Work Rel. or Re-Entry	0	0.0%	0	0

Juvenile Custodial Population

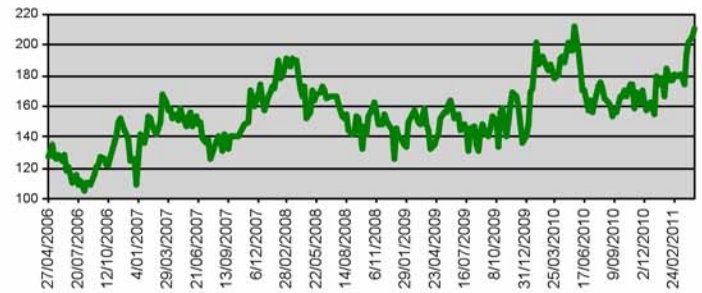
Total	211		205	6
Sentenced	102	48.3%	100	2
Unsentenced	109	51.7%	105	4
Aboriginal	151	71.6%	149	2
Female	20	9.5%	16	4
Supervised Bail	67		68	-1
By Facility				
Banksia Hill	130	61.6%	127	3
Range View	81	38.4%	78	3

Trends in Justice - Rolling Five Year History

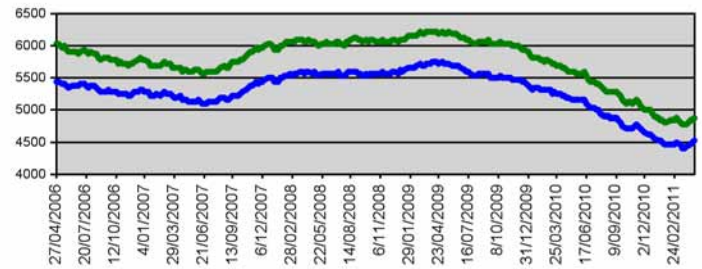
Adult Prisoner Population - Rolling 5 Year Snapshot



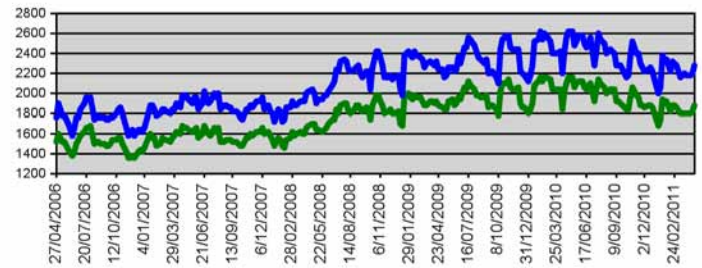
Juvenile Detention Population - Rolling 5 Year Snapshot



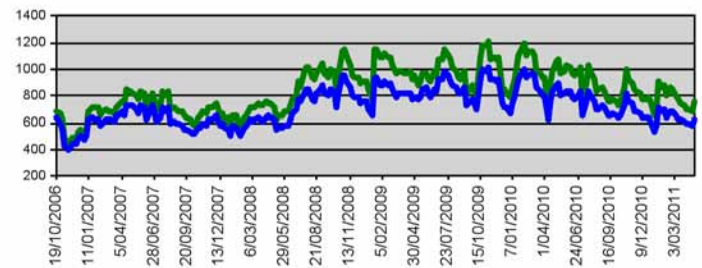
Adult Community Corrections - Orders and Offenders - Rolling 5 Year Snapshot



Juvenile Community Justice - Orders and Offenders - Rolling 5 Year Snapshot



Juvenile Community Justice - JJTeam Referrals and Distinct Persons - Snapshot (Since 19 Oct 2006)



* Includes Hospital/Lockup
^ Includes cases where fine defaulters have a current remand warrant



Adult Community Justice Service Orders Valid as at 14/04/2011 00:00 hours														Distinct Persons						
Branch	IS	CB	CSI	DS	PS	PO	HB	CE	PA	WR / RR	WD	Total Count Orders	Distinct Persons Special / High Risk	Variation Total Distinct Persons	Aboriginal Male	Aboriginal Female	Non-Aboriginal Male	Non-Aboriginal Female	Not Recorded	Total Distinct Persons
Albany	17	62	16	1	11	0	14	1	8	0	9	139	5	4	20	11	70	15	0	116
Broome	37	36	16	1	3	1	0	6	4	0	40	144	3	11	98	23	17	3	2	143
Bunbury	68	119	30	2	9	1	4	3	19	0	4	259	13	0	32	18	143	42	1	236
Busselton	28	54	12	0	1	1	1	1	6	0	3	107	4	-3	6	4	65	16	6	97
Carnarvon	14	32	9	1	0	0	0	0	1	0	1	58	4	-3	28	13	11	3	0	55
Central Breach Unit	2	2	1	0	0	0	0	0	0	0	0	5	1	-1	1	0	1	1	0	3
Central East Metro	87	124	48	3	6	0	1	5	37	0	2	313	27	2	47	19	180	46	1	293
Central Law Court	0	0	0	0	0	0	11	0	0	0	0	11	0	3	3	3	4	0	1	11
Central West Metro	95	168	69	0	12	4	26	2	41	0	13	430	24	-4	46	20	271	68	2	407
Court Assessment Treatment	0	2	0	0	36	0	32	0	0	0	1	71	36	1	9	4	22	9	0	44
Esperance	10	22	7	0	4	0	3	1	1	0	1	49	1	3	13	5	18	7	0	43
Geraldton	41	104	19	0	0	1	10	4	7	0	3	189	3	-4	81	20	61	14	0	176
Halls Creek	25	22	2	0	7	0	0	1	0	0	15	72	0	5	45	19	1	0	2	67
Kalgoorlie	44	73	13	0	22	0	8	9	4	0	27	200	4	5	89	52	31	9	1	182
Karratha	15	13	5	0	0	0	0	1	1	0	3	38	3	-2	19	9	7	2	0	37
Katanning	9	31	4	0	1	0	0	0	1	0	0	46	1	0	14	11	14	2	0	41
Kununurra	52	35	13	0	12	0	0	0	0	0	65	177	6	17	115	43	4	0	8	170
Mandurah	31	65	22	0	1	1	11	1	11	0	8	151	4	-4	19	4	94	26	0	143
Meekeatharra	6	53	6	0	2	0	0	0	0	0	0	67	0	1	40	15	3	0	0	58
Narrogin	10	44	7	0	5	0	0	1	2	0	1	70	5	-2	20	12	25	6	0	63
Newman	7	14	4	0	0	0	0	1	1	0	1	28	0	2	13	6	7	0	0	26
North East Metro	97	128	45	1	8	1	14	6	48	0	10	358	13	3	60	21	206	55	0	342
North West Metro	167	212	105	0	13	3	21	3	63	0	14	601	19	-5	61	22	401	82	0	566
Northam	22	41	9	0	3	1	0	1	6	0	5	88	3	0	15	10	45	10	0	80
Prison Based Scco's	1	0	0	0	1	0	0	0	0	0	0	2	1	0	0	0	2	0	0	2
Rockingham	62	88	34	0	13	1	20	6	32	0	16	272	3	2	18	5	189	44	1	257
Roebourne	11	11	4	0	0	0	0	5	2	0	16	49	2	1	24	9	14	1	0	48
South East Metro	136	191	64	4	9	0	15	4	52	0	8	483	35	-8	67	16	298	57	10	448
South Hedland	37	19	16	0	2	0	0	3	4	0	0	81	2	1	47	20	12	1	0	80
South West Coasta	71	121	46	0	13	2	21	3	41	0	4	322	27	3	33	22	199	44	0	298
TOTAL	1202	1886	626	13	194	17	212	68	392	0	270	4880	249	28	1083	436	2415	563	35	4532
% of Total Orders	24.63%	38.65%	12.83%	0.27%	3.98%	0.35%	4.34%	1.39%	8.03%	0.00%	5.53%	Average orders/person		1.08	23.90%	9.62%	53.29%	12.42%	0.77%	100.00%



Branch	Juvenile Community Justice Service Orders Valid as at 14/04/2011 00:00 hrs										Distinct Persons on Orders							Reports	Total Services			
	AISO	ACBO	IYSO	YCBO	JCRO	CWO	INOR	SRO	BAIL	Total Orders	AB Male	AB Fem	Non AB Male	Non AB Fem	Not Recorded	Total Distinct Persons	Special Risk			Variation Total Distinct Persons on previous week	JJTM Referrals	JJTM Distinct Persons
Albany Branch	0	0	0	1	7	0	1	0	0	8	5	0	3	0	0	8	3	0	1	1	1	10
Broome RYJS	0	0	21	19	12	0	0	3	0	55	42	5	1	0	0	48	10	-5	0	0	10	65
Broome Y&FSS	0	0	0	0	0	0	0	0	0	0	0	0	0	0	0	0	0	1	0	0	0	0
Bunbury Branch	0	0	11	20	8	0	0	5	0	44	18	0	23	1	0	42	6	0	0	0	19	63
Busselton Branch	0	0	0	2	2	0	0	1	0	5	0	0	5	0	0	5	1	0	0	0	3	8
Carnarvon Branch	0	0	2	9	4	0	0	1	0	16	13	1	0	0	0	14	0	3	25	20	1	42
Central Metro YJS	0	0	20	33	27	0	1	9	0	89	32	10	42	3	0	87	30	5	0	0	43	132
Christmas & Cocos Islands	0	0	0	0	0	0	0	0	0	0	0	0	0	0	0	0	0	0	0	0	0	0
Derby Y&FSS	0	0	0	0	0	0	0	0	0	0	0	0	0	0	0	0	0	0	0	0	0	0
Esperance Branch	0	0	0	2	4	0	0	0	0	6	4	0	2	0	0	6	0	-2	12	9	3	21
Fitzroy Crossing Y&FSS	0	0	0	0	0	0	0	0	0	0	0	0	0	0	0	0	0	0	0	0	0	0
Geraldton RYJS	0	0	3	16	7	0	0	2	0	28	20	4	3	0	0	27	7	1	0	0	4	32
Goldfields Y & FSS	0	0	0	0	0	0	0	0	0	0	0	0	0	0	0	0	0	-2	0	0	0	0
Halls Creek Branch	0	0	6	5	0	0	0	0	0	11	10	1	0	0	0	11	0	1	0	0	3	14
Kalgoorlie YJS	0	0	7	27	7	1	1	6	0	48	34	1	7	1	1	44	7	5	13	10	21	82
Karratha Branch	0	0	3	10	4	0	0	3	0	20	12	4	4	0	0	20	3	0	0	0	16	36
Katanning Branch	0	0	0	0	0	0	0	0	0	0	0	0	0	0	0	0	0	0	2	2	0	2
Kununurra Branch	0	0	8	12	3	0	1	3	0	26	24	2	0	0	0	26	9	-1	0	0	8	34
Meekatharra Branch	0	0	6	10	2	0	0	0	0	18	16	0	0	0	0	16	2	11	26	20	12	56
Narrogin Branch	0	0	4	5	2	0	0	0	0	11	7	2	1	0	0	10	2	0	15	10	7	33
Newman Branch	0	0	1	12	3	0	0	0	0	16	12	3	1	0	0	16	0	0	0	0	4	20
North Metro YJS	0	0	20	59	20	3	1	12	0	114	32	7	65	6	1	111	23	6	0	0	43	157
Northam Branch	0	0	6	5	2	0	0	2	0	15	10	2	1	0	0	13	3	-3	0	0	1	16
Roebourne Branch	0	0	4	11	7	0	0	2	0	24	13	9	0	1	0	23	4	0	0	0	5	29
South East Metro	0	0	34	75	39	0	1	12	0	160	60	10	65	9	7	151	23	4	0	0	43	203
South Hedland Branch	0	0	2	16	6	0	0	4	0	28	19	8	1	0	0	28	5	0	0	0	4	32
South West Metro Youth Justice Services	0	0	27	73	29	1	3	13	0	143	47	9	67	8	5	136	26	8	0	0	28	171
TOTAL Branches	0	0	185	422	195	5	9	78	0	885	430	78	291	29	14	842	164	32	94	72	279	1258



Juvenile Community Justice Service Orders Valid as at 14/04/2011 00:00 hrs											Distinct Persons on Orders											
Branch	AISO	ACBO	IYSO	YCBO	JCRO	CWO	INOR	SRO	BAIL	Total Orders	AB Male	AB Fem	Non AB Male	Non AB Fem	Not Recorded	Total Distinct Persons	Special Risk	Variation Total Distinct Persons on previous week	JJTM Referrals	JJTM Distinct Persons	Reports	Total Services
Albany JJ Team	0	0	0	0	0	0	0	0	0	0	0	0	0	0	0	0	0	1	17	17	0	17
Broome JJ Team	0	0	0	0	0	0	0	0	0	0	0	0	0	0	0	0	0	0	34	26	0	34
Bunbury JJ Team	0	0	0	0	0	0	0	0	0	0	0	0	0	0	0	0	0	-4	19	19	0	19
Central Metro JJT	0	0	0	0	0	0	0	0	0	0	0	0	0	0	0	0	5	58	48	0	58	
Geraldton JJ Team	0	0	0	0	0	0	0	0	0	0	0	0	0	0	0	0	12	29	26	0	29	
Halls Creek JJ Team	0	0	0	0	0	0	0	0	0	0	0	0	0	0	0	0	0	0	22	18	0	22
Kalgoorlie JJ Team	0	0	0	0	0	0	0	0	0	0	0	0	0	0	0	0	-1	14	13	0	14	
Karratha JJ Team	0	0	0	0	0	0	0	0	0	0	0	0	0	0	0	0	0	0	28	26	0	28
Kununurra JJ Team	0	0	0	0	0	0	0	0	0	0	0	0	0	0	0	0	1	98	61	0	98	
Newman JJ Team	0	0	0	0	0	0	0	0	0	0	0	0	0	0	0	0	9	38	28	0	38	
North Metro JJ Team	0	0	0	0	0	0	0	0	0	0	0	0	0	0	0	0	6	49	48	0	49	
Northam JJ Team	0	0	0	0	0	0	0	0	0	0	0	0	0	0	0	0	1	28	25	3	31	
Roebourne JJ Team	0	0	0	0	0	0	0	0	0	0	0	0	0	0	0	0	6	35	25	0	35	
South East Metro JJ Team	0	0	0	0	0	0	0	0	0	0	0	0	0	0	0	0	0	57	55	1	58	
South Hedland JJ Team	0	0	0	0	0	0	0	0	0	0	0	0	0	0	0	0	11	35	30	0	35	
South West Metro JJ Team	0	0	0	0	0	0	0	0	0	0	0	0	0	0	0	0	-17	100	92	9	109	
TOTAL JJ Team	0	0	0	0	0	0	0	0	0	0	0	0	0	0	0	0	3	30	661	557	13	674
Court Assessment and Treatment Service	0	0	0	0	0	0	0	0	0	0	0	0	0	0	0	0	4	-9	0	0	1	1
Geraldton Y & FSS	0	0	0	0	0	0	0	0	0	0	0	0	0	0	0	0	3	0	0	0	0	0
Killara Youth Services	0	0	0	0	0	0	0	0	0	0	0	0	0	0	0	0	-3	0	0	0	0	0
TOTAL Others	0	0	0	0	0	0	0	0	0	0	0	0	0	0	0	0	7	-9	0	0	1	1
Not Recorded	0	0	0	0	0	0	0	0	0	0	0	0	0	0	0	0	0	0	0	0	0	0
TOTAL Not Recorded	0	0	0	0	0	0	0	0	0	0	0	0	0	0	0	0	0	0	0	0	0	0
GRAND TOTAL	0	0	185	422	195	5	9	78	0	885	430	78	291	29	14	842	174	53	755	629	293	1933
% of Total Orders	0.00%	0.00%	20.90%	47.68%	22.03%	0.56%	1.02%	8.81%	0.00%	100.00%	51.07%	9.26%	34.56%	3.44%	1.66%	Average Supervised Orders / Person		1.05				



Adults Offenders in Custody as at 21/04/2011 00:00 Hours. Count by Facility, Status, Ethnicity and Gender.

This includes all persons in workcamps and in hospital and lockup.

FACILITY	Sentenced							Unsentenced							Total
	Aboriginal			Non-Aboriginal			Total	Aboriginal			Non-Aboriginal			Total	
	MALE	FEMALE	Total	MALE	FEMALE	Total		MALE	FEMALE	Total	MALE	FEMALE	Total		
ACACIA PRISON	370	0	370	619	0	619	989	0	0	0	0	0	0	0	989
ALBANY REGIONAL PRISON	92	0	92	172	0	172	264	5	0	5	34	1	35	40	304
BANDYUP WOMENS PRISON	0	70	70	0	101	101	171	0	23	23	0	30	30	53	224
BORONIA PRE RELEASE CENTRE	0	10	10	0	66	66	76	0	0	0	0	0	0	0	76
BROOME REGIONAL PRISON	68	6	74	22	0	22	96	10	1	11	2	0	2	13	109
BUNBURY REGIONAL PRISON	57	0	57	245	0	245	302	4	0	4	19	0	19	23	325
CASUARINA PRISON	211	0	211	317	0	317	528	63	0	63	24	0	24	87	615
EASTERN GOLDFIELDS REGIONAL PRISON	48	13	61	22	2	24	85	12	4	16	8	0	8	24	109
GREENOUGH REGIONAL PRISON	197	13	210	35	5	40	250	38	4	42	5	0	5	47	297
HAKEA PRISON	48	0	48	184	0	184	232	141	0	141	340	0	340	481	713
KARNET PRISON FARM	28	0	28	207	0	207	235	0	0	0	0	0	0	0	235
PARDELUP PRISON FARM	4	0	4	86	0	86	90	0	0	0	0	0	0	0	90
ROEBOURNE REGIONAL PRISON	114	10	124	10	0	10	134	41	6	47	4	0	4	51	185
WOOROLOO PRISON FARM	44	0	44	306	0	306	350	0	0	0	1	0	1	1	351
Total	1281	122	1403	2225	174	2399	3802	314	38	352	437	31	468	820	4622



Juvenile Offenders in Detention as at 21/04/2011 00:00 Hours. Count by Facility, Status, Ethnicity and Gender.

FACILITY	Sentenced						Unsentenced						Total	
	Aboriginal			Non-Aboriginal		Total	Aboriginal			Non-Aboriginal		Total		
	MALE	FEMALE	Total	MALE	Total		MALE	FEMALE	Total	MALE	FEMALE			Total
BANKSIA HILL DETENTION CENTRE	62	0	62	26	26	88	34	0	34	8	0	8	42	130
RANGEVIEW REMAND CENTRE	5	7	12	2	2	14	32	11	43	22	2	24	67	81
Total	67	7	74	28	28	102	66	11	77	30	2	32	109	211



Prisoners in Custody of Hospital or Police Lockup as at 21/04/2011 00:00 Hours.

Parent Facility and Prisoner Locations		Sentenced					Unsentenced				
		A		N		Total	A		N		Total
		MALE	FEMALE	MALE	FEMALE		MALE	FEMALE	MALE	FEMALE	
BANDYUP WOMENS PRISON	BAND EU LONGTERM HOSPITAL	0	1	0	0	1	0	1	0	1	2
	HOSPITAL ADMISSION OVERNIGHT	0	0	0	1	1	0	0	0	0	0
CASUARINA PRISON	CASU EU LONGTERM HOSPITAL	0	0	1	0	1	1	0	0	0	1
	HOSPITAL ADMISSION OVERNIGHT	0	0	0	0	0	1	0	0	0	1
HAKEA PRISON	HAKE EU POLICE LOCKUP	0	0	7	0	7	0	0	0	0	0
	GRAYLANDS HOSPITAL	0	0	0	0	0	1	0	6	0	7
	HAKE EU LONGTERM HOSPITAL	1	0	0	0	1	0	0	0	0	0
GREENOUGH REGIONAL PRISON	HEALTH APPOINTMENT	1	0	0	0	1	0	0	0	0	0
BORONIA PRE RELEASE CENTRE	HOSPITAL ADMISSION OVERNIGHT	0	1	0	0	1	0	0	0	0	0
ACACIA PRISON	HOSPITAL ADMISSION OVERNIGHT	1	0	4	0	5	0	0	0	0	0
WOOROLOO PRISON FARM	WOOR EU POLICE LOCKUP	0	0	1	0	1	0	0	0	0	0
Total		3	2	13	1	19	3	1	6	1	11



Parent Facility and Prisoner Locations		Total
BANDYUP WOMENS PRISON	BAND EU LONGTERM HOSPITAL	3
	HOSPITAL ADMISSION OVERNIGHT	1
CASUARINA PRISON	CASU EU LONGTERM HOSPITAL	2
	HOSPITAL ADMISSION OVERNIGHT	1
HAKEA PRISON	HAKE EU POLICE LOCKUP	7
	GRAYLANDS HOSPITAL	7
	HAKE EU LONGTERM HOSPITAL	1
GREENOUGH REGIONAL PRISON	HEALTH APPOINTMENT	1
BORONIA PRE RELEASE CENTRE	HOSPITAL ADMISSION OVERNIGHT	1
ACACIA PRISON	HOSPITAL ADMISSION OVERNIGHT	5
WOOROLOO PRISON FARM	WOOR EU POLICE LOCKUP	1
Total		30



Prisoners in Custody of WorkCamp as at 21/04/2011 00:00 Hours.

Parent Facility and WorkCamp Locations		Sentenced			Total
		Aboriginal	Non-Aboriginal	Total	
		MALE	MALE		
BROOME REGIONAL PRISON	BUNGARUN WORKCAMP	5	1	6	6
BROOME REGIONAL PRISON	WYNDHAM WORK CAMP	11	4	15	15
EASTERN GOLDFIELDS REGIONAL PRISON	MT. MORGANS WORKCAMP	10	1	11	11
PARDELUP PRISON FARM	WALPOLE WORK CAMP	0	12	12	12
ROEBOURNE REGIONAL PRISON	MILLSTREAM WORKCAMP	8	1	9	9
WOOROLOO PRISON FARM	KELLERBERRIN WORKCAMP	1	9	10	10
Total		35	28	63	63