



## Weekly Offender Statistics (WOS) Report as at 14/04/2011 00:00 hours



**Performance and Statistics**  
**Department of Corrective Services**

Generated On: 14/04/2011 9:53:33 AM

Generated by: JUSTICE\GrzelecA



## Report Notes

---

**Report Title** Weekly Offender Statistics (WOS) Report

**Report Designer** Performance and Statistics Team

**Last Modified**

**Report Data Source** WOSdb in the Analysis Platform

### Data Guidelines

This report shows a weekly snapshot of the Adult and Juvenile custodial systems and the variation between weekly snapshots as well as a rolling five year history of the snapshot reports in graphical form.



**Legend:**

**Adult OrderType Codes**

CB - Community Based Orders

CE - CEO Parole / Short Term Parole Orders

CSI - Conditional Suspended Imprisonment Orders

DS - Dangerous Sex Offender Orders

HB - Conditional/ Monitored Bail Orders

IS - Intensive Supervision Orders

PA - Parole Orders

PO - Probation Orders

PS - Pre-Sentence Orders

WD - Work and Development Orders

WR/RR - Work Release or ReEntry Release Orders



**Legend: Juvenile OrderTypes**

AISO - Adult Intensive Supervision Order  
ACBO - Adult Community Based Order  
BAIL - Supervising Bail  
CONF - Court Conferencing Referral  
CUST - Juvenile Detention Support  
CWO - Community Work Order  
DBWT - Deferred Bench Warrant  
INOR - Interstate Order  
IYSO - Intensive Youth Supervision Order  
JCRO - Juvenile Conditional Release Order  
JTMP - Juvenile Drug Court (CATS) Treatment Mgmt Plan  
JJTM - JJ Team Referral  
PREV - Prevention  
PRIS - Adult Prison Support  
SRO - Supervised Release Order  
YCBO - Youth Community Based Order

**All Reports:**

**Includes:** Adult Pre-sentence Report  
Breach of Adult Court Order Report  
Breach of Juvenile Court Order Report  
Breach of SRO Report (S.144 - non-compliance)  
Breach of SRO Report (S.145 - offending)  
Combined Juvenile Court Report & Adult PSR  
Court Report  
Court Conference Referral Report  
Juvenile Court Diversion Assessment



Weekly Offender Statistics - Thursday Prisoner Population Report as at 14/04/2011 00:00 hours

Adult Prisoner Population

	Count	% of Total	Previous Count	Variation
Total *	4653		4683	-30
Sentenced	3796	81.6%	3798	-2
Remand	827	17.8%	862	-35
Aboriginal	1777	38.2%	1792	-15
Female	369	7.9%	376	-7
Hospital/Lockup	30	0.6%	23	7
Fine Defaulters:				
State ^	11	0.2%	18	-7
Federal	0	0.0%	0	0
By Facility				
Acacia	991	21.3%	989	2
Albany	307	6.6%	310	-3
Bandyup	226	4.9%	239	-13
Boronia Pre release	80	1.7%	78	2
Broome	100	2.1%	100	0
Bunbury	325	7.0%	320	5
Casuarina	619	13.3%	621	-2
Eastern Goldfields	106	2.3%	110	-4
Greenough	300	6.4%	297	3
Hakea	741	15.9%	746	-5
Karnet	237	5.1%	238	-1
Pardelup	86	1.8%	88	-2
Roebourne	181	3.9%	177	4
Woorloo	354	7.6%	368	-14
Alternatives to Imprisonment (inc Early release, Bail and Pre-Sentence orders)				
CEO/Short Term Parole	67	7.1%	65	2
Conditional Bail	203	21.6%	208	-5
Cwlth Parole	14	1.5%	13	1
Interstate parole	4	0.4%	5	-1
Monitored Bail	0	0.0%	0	0
Pre-Sentence	199	21.2%	195	4
State Parole	384	40.9%	387	-3
Work Rel. or Re-Entry	0	0.0%	0	0

Juvenile Custodial Population

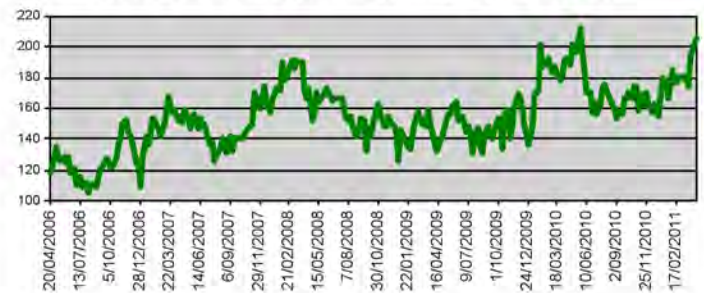
Total	205		202	3
Sentenced	100	48.8%	99	1
Unsentenced	105	51.2%	103	2
Aboriginal	149	72.7%	149	0
Female	16	7.8%	18	-2
Supervised Bail	68		71	-3
By Facility				
Banksia Hill	127	62.0%	123	4
Range View	78	38.0%	79	-1

Trends in Justice - Rolling Five Year History

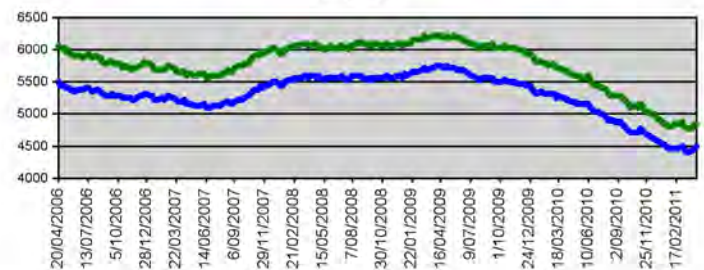
Adult Prisoner Population - Rolling 5 Year Snapshot



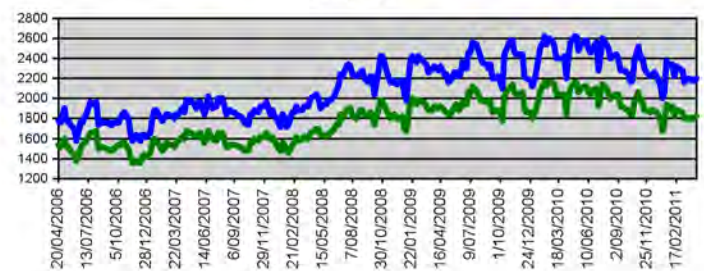
Juvenile Detention Population - Rolling 5 Year Snapshot



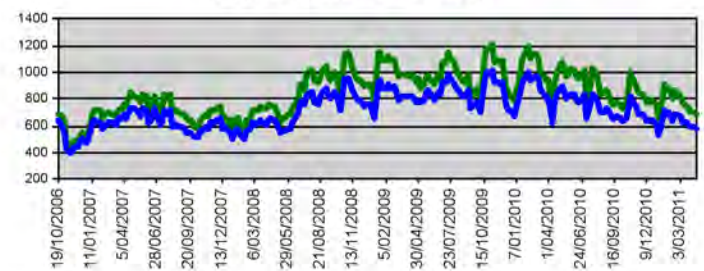
Adult Community Corrections - Orders and Offenders - Rolling 5 Year Snapshot



Juvenile Community Justice - Orders and Offenders - Rolling 5 Year Snapshot



Juvenile Community Justice - JJTeam Referrals and Distinct Persons - Snapshot (Since 19 Oct 2006)



\* Includes Hospital/Lockup  
^ Includes cases where fine defaulters have a current remand warrant



Adult Community Justice Service Orders Valid as at 7/04/2011 00:00 hours														Distinct Persons						
Branch	IS	CB	CSI	DS	PS	PO	HB	CE	PA	WR / RR	WD	Total Count Orders	Distinct Persons Special / High Risk	Variation Total Distinct Persons	Aboriginal Male	Aboriginal Female	Non-Aboriginal Male	Non-Aboriginal Female	Not Recorded	Total Distinct Persons
Albany	15	60	17	1	11	0	13	1	7	0	11	136	5	4	20	10	68	14	0	112
Broome	38	34	18	1	2	1	0	6	5	0	28	133	3	3	88	20	17	3	4	132
Bunbury	66	120	31	2	11	1	6	2	19	0	4	262	13	3	33	20	138	41	4	236
Busselton	28	56	12	0	1	1	1	1	6	0	4	110	4	0	6	4	68	17	5	100
Carnarvon	15	35	9	1	0	0	0	0	0	0	1	61	3	1	29	14	10	4	1	58
Central Breach Unit	3	3	1	0	0	0	0	0	0	0	0	7	1	-1	1	0	1	2	0	4
Central East Metro	87	125	45	3	6	0	1	5	35	0	3	310	27	3	48	21	177	44	1	291
Central Law Court	0	0	0	0	0	0	8	0	0	0	0	8	0	-2	2	1	3	0	2	8
Central West Metro	101	169	70	0	11	4	21	3	42	0	10	431	26	0	46	20	273	68	4	411
Court Assessment Treatment	0	2	0	0	35	0	30	0	0	0	1	68	36	0	9	4	22	8	0	43
Esperance	10	18	6	0	4	0	3	1	1	0	1	44	1	-2	11	4	18	7	0	40
Geraldton	41	108	19	0	0	1	10	5	7	0	3	194	4	0	85	18	63	14	0	180
Halls Creek	25	17	2	0	7	0	0	1	0	0	15	67	0	1	45	14	1	0	2	62
Kalgoorlie	46	73	14	0	24	0	8	8	5	0	17	195	4	3	85	53	29	10	0	177
Karratha	15	13	6	0	0	0	0	1	2	0	4	41	3	3	19	8	9	2	1	39
Katanning	9	31	4	0	1	0	0	0	1	0	0	46	1	0	14	11	14	2	0	41
Kununurra	53	32	14	0	12	0	0	0	0	0	50	161	6	3	103	34	3	0	13	153
Mandurah	30	66	23	0	1	1	12	1	11	0	9	154	5	3	19	4	98	26	0	147
Meekatharra	6	53	5	0	2	0	0	0	0	0	0	66	0	1	39	15	3	0	0	57
Narrogin	10	45	7	0	6	0	0	1	2	0	1	72	5	8	20	12	27	6	0	65
Newman	7	13	3	0	0	0	0	1	1	0	1	26	0	-1	13	6	5	0	0	24
North East Metro	94	130	46	1	7	1	13	5	50	0	9	356	13	-1	59	19	204	57	0	339
North West Metro	174	214	103	0	13	3	22	3	65	0	14	611	17	-13	61	22	404	84	0	571
Northam	21	42	9	0	3	1	0	1	6	0	5	88	3	-1	16	9	43	11	1	80
Prison Based Scco's	1	0	0	0	1	0	0	0	0	0	0	2	1	0	0	0	2	0	0	2
Rockingham	57	87	35	0	16	1	14	7	35	0	18	270	3	-4	15	6	189	42	3	255
Roebourne	11	11	4	0	0	0	0	3	2	0	17	48	2	-3	23	6	13	1	4	47
South East Metro	142	187	66	4	10	0	16	5	55	0	7	492	34	6	70	18	300	59	9	456
South Hedland	36	19	15	0	2	0	0	4	4	0	0	80	2	5	46	20	12	1	0	79
South West Coasta	70	117	46	0	13	1	25	2	41	0	5	320	27	-9	34	22	197	41	1	295
<b>TOTAL</b>	<b>1211</b>	<b>1880</b>	<b>630</b>	<b>13</b>	<b>199</b>	<b>16</b>	<b>203</b>	<b>67</b>	<b>402</b>	<b>0</b>	<b>238</b>	<b>4859</b>	<b>249</b>	<b>10</b>	<b>1059</b>	<b>415</b>	<b>2411</b>	<b>564</b>	<b>55</b>	<b>4504</b>
% of Total Orders	24.92%	38.69%	12.97%	0.27%	4.10%	0.33%	4.18%	1.38%	8.27%	0.00%	4.90%	Average orders/person		1.08	23.51%	9.21%	53.53%	12.52%	1.22%	100.00%



Juvenile Community Justice Service Orders Valid as at 7/04/2011 00:00 hrs											Distinct Persons on Orders											
Branch	AIISO	ACBO	IYSO	YCBO	JCRO	CWO	INOR	SRO	BAIL	Total Orders	AB Male	AB Fem	Non AB Male	Non AB Fem	Not Recorded	Total Distinct Persons	Special Risk	Variation Total Distinct Persons on previous week	JJTM Referrals	JJTM Distinct Persons	Reports	Total Services
Albany Branch	0	0	0	1	7	0	1	0	0	8	5	0	3	0	0	8	3	0	1	1	1	10
Broome RYJS	0	0	20	21	13	0	0	2	0	56	41	5	2	0	1	49	10	3	0	0	16	72
Broome Y&FSS	0	0	0	0	0	0	0	0	0	0	0	0	0	0	0	0	0	2	0	0	0	0
Bunbury Branch	0	0	10	23	7	0	0	5	0	45	18	0	25	1	0	44	6	2	0	0	21	66
Busselton Branch	0	0	0	2	2	0	0	1	0	5	0	0	5	0	0	5	1	-2	0	0	1	6
Carnarvon Branch	0	0	2	9	4	0	0	1	0	16	13	1	0	0	0	14	0	5	16	16	3	35
Central Metro YJS	0	0	20	34	24	0	1	9	0	87	30	10	40	3	0	83	30	-4	0	0	41	128
Christmas & Cocos Islands	0	0	0	0	0	0	0	0	0	0	0	0	0	0	0	0	0	0	0	0	0	0
Derby Y&FSS	0	0	0	0	0	0	0	0	0	0	0	0	0	0	0	0	0	1	0	0	0	0
Esperance Branch	0	0	0	2	4	0	0	0	0	6	4	0	2	0	0	6	1	-2	13	10	3	22
Fitzroy Crossing Y&FSS	0	0	0	0	0	0	0	0	0	0	0	0	0	0	0	0	0	0	0	0	0	0
Geraldton RYJS	0	0	3	16	7	0	0	1	0	27	18	4	4	0	0	26	8	1	0	0	4	31
Goldfields Y & FSS	0	0	0	0	0	0	0	0	2	0	0	0	0	0	0	0	1	4	0	0	0	0
Halls Creek Branch	0	0	5	5	0	0	0	0	0	10	9	1	0	0	0	10	0	3	0	0	1	11
Kalgoorlie YJS	0	0	7	30	8	1	1	5	0	51	34	1	7	1	1	44	6	-2	12	9	14	77
Karratha Branch	0	0	3	12	5	0	0	3	0	23	14	4	5	0	0	23	2	-1	0	0	11	34
Katanning Branch	0	0	0	0	0	0	0	0	0	0	0	0	0	0	0	0	0	2	2	0	0	2
Kununurra Branch	0	0	8	9	2	0	1	4	0	23	21	2	0	0	0	23	10	4	0	0	13	36
Meekatharra Branch	0	0	6	10	2	0	0	0	0	18	16	0	0	0	0	16	2	0	11	9	8	37
Narrogin Branch	0	0	4	5	2	0	0	0	0	11	7	2	1	0	0	10	2	6	15	10	7	33
Newman Branch	0	0	1	12	3	0	0	0	0	16	12	3	1	0	0	16	0	-2	0	0	4	20
North Metro YJS	0	0	20	58	21	3	1	14	0	116	34	7	65	6	1	113	23	12	0	0	35	151
Northam Branch	0	0	6	6	2	0	0	2	0	16	11	2	1	0	0	14	3	2	2	2	1	19
Roebourne Branch	0	0	4	7	7	0	0	2	0	20	10	8	0	1	0	19	4	-1	0	0	8	28
South East Metro	0	0	31	74	39	0	1	13	0	157	60	10	65	7	6	148	26	5	0	0	41	198
South Hedland Branch	0	0	2	14	6	0	0	4	0	26	18	7	1	0	0	26	5	2	0	0	7	33
South West Metro Youth Justice Services	0	0	28	62	30	1	1	14	0	135	46	9	64	5	4	128	25	-4	0	0	32	167
<b>TOTAL Branches</b>	<b>0</b>	<b>0</b>	<b>180</b>	<b>412</b>	<b>195</b>	<b>5</b>	<b>7</b>	<b>80</b>	<b>2</b>	<b>872</b>	<b>421</b>	<b>76</b>	<b>291</b>	<b>24</b>	<b>13</b>	<b>825</b>	<b>168</b>	<b>36</b>	<b>72</b>	<b>59</b>	<b>272</b>	<b>1216</b>





Branch	Juvenile Community Justice Service Orders Valid as at 7/04/2011 00:00 hrs										Distinct Persons on Orders								Reports	Total Services		
	AISO	ACBO	IYSO	YCBO	JCRO	CWO	INOR	SRO	BAIL	Total Orders	AB Male	AB Fem	Non AB Male	Non AB Fem	Not Recorded	Total Distinct Persons	Special Risk	Variation Total Distinct Persons on previous week			JJTM Referrals	JJTM Distinct Persons
Albany JJ Team	0	0	0	0	0	0	0	0	0	0	0	0	0	0	0	0	0	3	16	16	0	16
Broome JJ Team	0	0	0	0	0	0	0	0	0	0	0	0	0	0	0	0	0	-4	35	29	0	35
Bunbury JJ Team	0	0	0	0	0	0	0	0	0	0	0	0	0	0	0	0	0	-7	24	23	0	24
Central Metro JJT	0	0	0	0	0	0	0	0	0	0	0	0	0	0	0	0	0	-10	54	45	0	54
Geraldton JJ Team	0	0	0	0	0	0	0	0	0	0	0	0	0	0	0	0	1	3	15	13	0	15
Halls Creek JJ Team	0	0	0	1	0	0	0	0	0	1	1	0	0	0	0	1	0	0	22	18	0	23
Kalgoorlie JJ Team	0	0	0	0	0	0	0	0	0	0	0	0	0	0	0	0	-3	14	14	0	14	
Karratha JJ Team	0	0	0	0	0	0	0	0	0	0	0	0	0	0	0	0	-1	29	26	0	29	
Kununurra JJ Team	0	0	0	0	0	0	0	0	0	0	0	0	0	0	0	0	-1	97	60	0	97	
Newman JJ Team	0	0	0	0	0	0	0	0	0	0	0	0	0	0	0	0	3	25	19	0	25	
North Metro JJ Team	0	0	0	0	0	0	0	0	0	0	0	0	0	0	0	0	-5	42	42	0	42	
Northam JJ Team	0	0	0	0	0	0	0	0	0	0	0	0	0	0	0	0	7	27	24	3	30	
Roebourne JJ Team	0	0	0	0	0	0	0	0	0	0	0	0	0	0	0	0	-1	27	19	0	27	
South East Metro JJ Team	0	0	0	0	0	0	0	0	0	0	0	0	0	0	0	0	8	59	56	0	59	
South Hedland JJ Team	0	0	0	0	0	0	0	0	0	0	0	0	0	0	0	0	5	21	19	0	21	
South West Metro JJ Team	0	0	0	0	0	0	0	0	0	0	0	0	0	0	0	0	-10	113	103	15	128	
<b>TOTAL JJ Team</b>	<b>0</b>	<b>0</b>	<b>0</b>	<b>1</b>	<b>0</b>	<b>0</b>	<b>0</b>	<b>0</b>	<b>0</b>	<b>1</b>	<b>1</b>	<b>0</b>	<b>0</b>	<b>0</b>	<b>1</b>	<b>3</b>	<b>-13</b>	<b>620</b>	<b>526</b>	<b>18</b>	<b>639</b>	
Court Assessment and Treatment Service	0	0	0	0	0	0	0	0	0	0	0	0	0	0	0	0	4	0	0	0	16	16
Geraldton Y & FSS	0	0	0	0	0	0	0	0	0	0	0	0	0	0	0	0	2	2	0	0	0	0
Killara Youth Services	0	0	0	0	0	0	0	0	0	0	0	0	0	0	0	0	-1	0	0	0	0	0
<b>TOTAL Others</b>	<b>0</b>	<b>0</b>	<b>0</b>	<b>0</b>	<b>0</b>	<b>0</b>	<b>0</b>	<b>0</b>	<b>0</b>	<b>0</b>	<b>0</b>	<b>0</b>	<b>0</b>	<b>0</b>	<b>0</b>	<b>7</b>	<b>1</b>	<b>0</b>	<b>0</b>	<b>16</b>	<b>16</b>	
<b>Not Recorded</b>	<b>0</b>	<b>0</b>	<b>0</b>	<b>0</b>	<b>0</b>	<b>0</b>	<b>0</b>	<b>0</b>	<b>0</b>	<b>0</b>	<b>0</b>	<b>0</b>	<b>0</b>	<b>0</b>	<b>0</b>	<b>0</b>	<b>0</b>	<b>0</b>	<b>0</b>	<b>0</b>	<b>0</b>	<b>0</b>
<b>TOTAL Not Recorded</b>	<b>0</b>	<b>0</b>	<b>0</b>	<b>0</b>	<b>0</b>	<b>0</b>	<b>0</b>	<b>0</b>	<b>0</b>	<b>0</b>	<b>0</b>	<b>0</b>	<b>0</b>	<b>0</b>	<b>0</b>	<b>0</b>	<b>0</b>	<b>0</b>	<b>0</b>	<b>0</b>	<b>0</b>	<b>0</b>
<b>GRAND TOTAL</b>	<b>0</b>	<b>0</b>	<b>180</b>	<b>413</b>	<b>195</b>	<b>5</b>	<b>7</b>	<b>80</b>	<b>2</b>	<b>873</b>	<b>422</b>	<b>76</b>	<b>291</b>	<b>24</b>	<b>13</b>	<b>826</b>	<b>178</b>	<b>24</b>	<b>692</b>	<b>585</b>	<b>306</b>	<b>1871</b>
% of Total Orders	0.00%	0.00%	20.62%	47.31%	22.34%	0.57%	0.80%	9.16%	0.23%	100.00%	51.09%	9.20%	35.23%	2.91%	1.57%	Average Supervised Orders / Person		1.06				





**Adults Offenders in Custody as at 14/04/2011 00:00 Hours. Count by Facility, Status, Ethnicity and Gender.**

This includes all persons in workcamps and in hospital and lockup.

FACILITY	Sentenced							Unsentenced							Total
	Aboriginal			Non-Aboriginal			Total	Aboriginal			Non-Aboriginal			Total	
	MALE	FEMALE	Total	MALE	FEMALE	Total		MALE	FEMALE	Total	MALE	FEMALE	Total		
ACACIA PRISON	371	0	371	620	0	620	991	0	0	0	0	0	0	0	991
ALBANY REGIONAL PRISON	91	0	91	176	0	176	267	6	0	6	34	0	34	40	307
BANDYUP WOMENS PRISON	0	71	71	0	106	106	177	0	21	21	0	28	28	49	226
BORONIA PRE RELEASE CENTRE	0	11	11	0	69	69	80	0	0	0	0	0	0	0	80
BROOME REGIONAL PRISON	65	6	71	16	0	16	87	11	1	12	1	0	1	13	100
BUNBURY REGIONAL PRISON	57	0	57	242	0	242	299	5	0	5	21	0	21	26	325
CASUARINA PRISON	218	0	218	314	0	314	532	63	0	63	24	0	24	87	619
EASTERN GOLDFIELDS REGIONAL PRISON	48	13	61	21	1	22	83	11	4	15	8	0	8	23	106
GREENOUGH REGIONAL PRISON	199	13	212	35	4	39	251	40	5	45	4	0	4	49	300
HAKEA PRISON	53	0	53	195	0	195	248	145	0	145	348	0	348	493	741
KARNET PRISON FARM	29	0	29	208	0	208	237	0	0	0	0	0	0	0	237
PARDELUP PRISON FARM	4	0	4	82	0	82	86	0	0	0	0	0	0	0	86
ROEBOURNE REGIONAL PRISON	105	10	115	9	0	9	124	46	6	52	5	0	5	57	181
WOOROLOO PRISON FARM	49	0	49	304	0	304	353	0	0	0	1	0	1	1	354
<b>Total</b>	<b>1289</b>	<b>124</b>	<b>1413</b>	<b>2222</b>	<b>180</b>	<b>2402</b>	<b>3815</b>	<b>327</b>	<b>37</b>	<b>364</b>	<b>446</b>	<b>28</b>	<b>474</b>	<b>838</b>	<b>4653</b>



**Juvenile Offenders in Detention as at 14/04/2011 00:00 Hours. Count by Facility, Status, Ethnicity and Gender.**

FACILITY	Sentenced						Unsentenced						Total	
	Aboriginal			Non-Aboriginal		Total	Aboriginal			Non-Aboriginal		Total		
	MALE	FEMALE	Total	MALE	Total		MALE	FEMALE	Total	MALE	FEMALE			Total
<b>BANKSIA HILL DETENTION CENTRE</b>	61	0	61	26	26	87	34	0	34	6	0	6	40	127
<b>RANGEVIEW REMAND CENTRE</b>	4	8	12	1	1	13	35	7	42	22	1	23	65	78
<b>Total</b>	65	8	73	27	27	100	69	7	76	28	1	29	105	205



**Prisoners in Custody of Hospital or Police Lockup as at 14/04/2011 00:00 Hours.**

Parent Facility and Prisoner Locations		Sentenced				Unsentenced				Total
		A		N	Total	A		N	Total	
		MALE	FEMALE	MALE		MALE	MALE	FEMALE		
BANDYUP WOMENS PRISON	BAND EU LONGTERM HOSPITAL	0	1	0	1	0	0	1	1	2
	GRAYLANDS HOSPITAL	0	1	0	1	0	0	0	0	1
CASUARINA PRISON	CASU EU LONGTERM HOSPITAL	1	0	3	4	2	0	0	2	6
	HOSPITAL ADMISSION OVERNIGHT	1	0	0	1	0	0	0	0	1
HAKEA PRISON	HAKE EU POLICE LOCKUP	0	0	6	6	0	0	0	0	6
	GRAYLANDS HOSPITAL	0	0	0	0	1	7	0	8	8
	HAKE EU LONGTERM HOSPITAL	1	0	0	1	0	0	0	0	1
ACACIA PRISON	HOSPITAL ADMISSION OVERNIGHT	0	0	3	3	0	0	0	0	3
WOOROLOO PRISON FARM	WOOR EU POLICE LOCKUP	0	0	1	1	0	0	0	0	1
	HOSPITAL ADMISSION OVERNIGHT	0	0	1	1	0	0	0	0	1
<b>Total</b>		<b>3</b>	<b>2</b>	<b>14</b>	<b>19</b>	<b>3</b>	<b>7</b>	<b>1</b>	<b>11</b>	<b>30</b>



**Prisoners in Custody of WorkCamp as at 14/04/2011 00:00 Hours.**

Parent Facility and WorkCamp Locations		Sentenced			Total
		Aboriginal	Non-Aboriginal	Total	
		MALE	MALE		
<b>BROOME REGIONAL PRISON</b>	<b>BUNGARUN WORKCAMP</b>	<b>6</b>	<b>1</b>	<b>7</b>	<b>7</b>
<b>BROOME REGIONAL PRISON</b>	<b>WYNDHAM WORK CAMP</b>	<b>12</b>	<b>4</b>	<b>16</b>	<b>16</b>
<b>EASTERN GOLDFIELDS REGIONAL PRISON</b>	<b>MT. MORGANS WORKCAMP</b>	<b>9</b>	<b>1</b>	<b>10</b>	<b>10</b>
<b>PARDELUP PRISON FARM</b>	<b>WALPOLE WORK CAMP</b>	<b>0</b>	<b>10</b>	<b>10</b>	<b>10</b>
<b>ROEBOURNE REGIONAL PRISON</b>	<b>MILLSTREAM WORKCAMP</b>	<b>8</b>	<b>1</b>	<b>9</b>	<b>9</b>
<b>WOOROLOO PRISON FARM</b>	<b>KELLERBERRIN WORKCAMP</b>	<b>2</b>	<b>6</b>	<b>8</b>	<b>8</b>
<b>Total</b>		<b>37</b>	<b>23</b>	<b>60</b>	<b>60</b>