



Weekly Offender Statistics (WOS) Report as at 7/04/2011 00:00 hours



Performance and Statistics
Department of Corrective Services

Generated On: 7/04/2011 11:40:19 AM

Generated by: JUSTICE\GrzelecA



Report Notes

Report Title Weekly Offender Statistics (WOS) Report

Report Designer Performance and Statistics Team

Last Modified

Report Data Source WOSdb in the Analysis Platform

Data Guidelines

This report shows a weekly snapshot of the Adult and Juvenile custodial systems and the variation between weekly snapshots as well as a rolling five year history of the snapshot reports in graphical form.



Legend:

Adult OrderType Codes

CB - Community Based Orders

CE - CEO Parole / Short Term Parole Orders

CSI - Conditional Suspended Imprisonment Orders

DS - Dangerous Sex Offender Orders

HB - Conditional/ Monitored Bail Orders

IS - Intensive Supervision Orders

PA - Parole Orders

PO - Probation Orders

PS - Pre-Sentence Orders

WD - Work and Development Orders

WR/RR - Work Release or ReEntry Release Orders



Legend: Juvenile OrderTypes

AISO - Adult Intensive Supervision Order
ACBO - Adult Community Based Order
BAIL - Supervising Bail
CONF - Court Conferencing Referral
CUST - Juvenile Detention Support
CWO - Community Work Order
DBWT - Deferred Bench Warrant
INOR - Interstate Order
IYSO - Intensive Youth Supervision Order
JCRO - Juvenile Conditional Release Order
JTMP - Juvenile Drug Court (CATS) Treatment Mgmt Plan
JJTM - JJ Team Referral
PREV - Prevention
PRIS - Adult Prison Support
SRO - Supervised Release Order
YCBO - Youth Community Based Order

All Reports:

Includes: Adult Pre-sentence Report
Breach of Adult Court Order Report
Breach of Juvenile Court Order Report
Breach of SRO Report (S.144 - non-compliance)
Breach of SRO Report (S.145 - offending)
Combined Juvenile Court Report & Adult PSR
Court Report
Court Conference Referral Report
Juvenile Court Diversion Assessment



Weekly Offender Statistics - Thursday Prisoner Population Report as at 7/04/2011 00:00 hours

Adult Prisoner Population

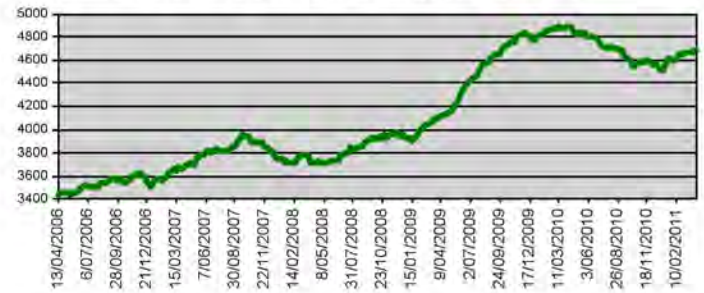
	Count	% of Total	Previous Count	Variation
Total *	4683		4677	6
Sentenced	3798	81.1%	3809	-11
Remand	862	18.4%	848	14
Aboriginal	1792	38.3%	1794	-2
Female	376	8.0%	372	4
Hospital/Lockup	23	0.5%	20	3
Fine Defaulters:				
State ^	18	0.4%	13	5
Federal	0	0.0%	0	0
By Facility				
Acacia	989	21.1%	985	4
Albany	310	6.6%	307	3
Bandyup	239	5.1%	231	8
Boronia Pre release	78	1.7%	81	-3
Broome	100	2.1%	99	1
Bunbury	320	6.8%	316	4
Casuarina	621	13.3%	624	-3
Eastern Goldfields	110	2.3%	118	-8
Greenough	297	6.3%	295	2
Hakea	746	15.9%	760	-14
Karnet	238	5.1%	237	1
Pardelup	88	1.9%	85	3
Roebourne	177	3.8%	172	5
Woorloo	368	7.9%	367	1
Alternatives to Imprisonment (inc Early release, Bail and Pre-Sentence orders)				
CEO/Short Term Parole	65	6.9%	66	-1
Conditional Bail	208	22.2%	188	20
Cwlth Parole	13	1.4%	13	0
Interstate parole	5	0.5%	5	0
Monitored Bail	0	0.0%	0	0
Pre-Sentence	195	20.8%	190	5
State Parole	387	41.3%	390	-3
Work Rel. or Re-Entry	0	0.0%	0	0

Juvenile Custodial Population

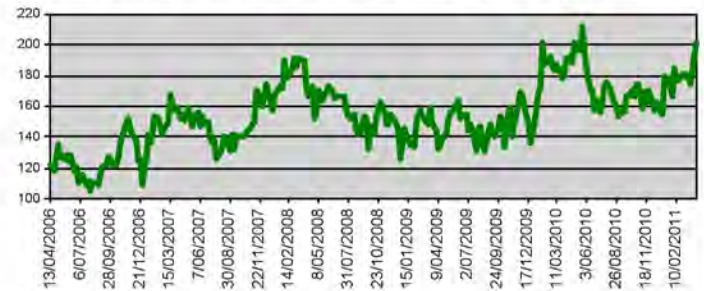
Total	202		194	8
Sentenced	99	49.0%	101	-2
Unsentenced	103	51.0%	93	10
Aboriginal	149	73.8%	145	4
Female	18	8.9%	18	0
Supervised Bail	71		70	1
By Facility				
Banksia Hill	123	60.9%	114	9
Range View	79	39.1%	80	-1

Trends in Justice - Rolling Five Year History

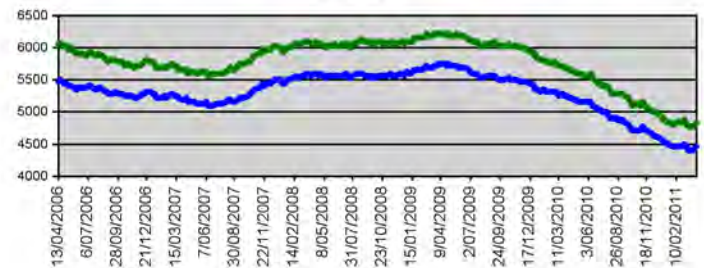
Adult Prisoner Population - Rolling 5 Year Snapshot



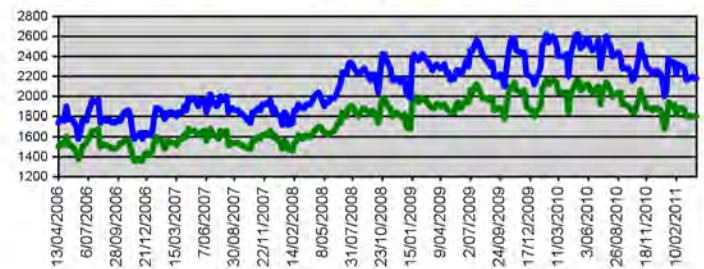
Juvenile Detention Population - Rolling 5 Year Snapshot



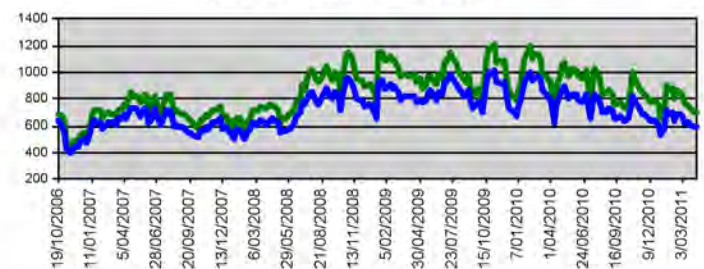
Adult Community Corrections - Orders and Offenders - Rolling 5 Year Snapshot



Juvenile Community Justice - Orders and Offenders - Rolling 5 Year Snapshot



Juvenile Community Justice - JJTeam Referrals and Distinct Persons - Snapshot (Since 19 Oct 2006)



* Includes Hospital/Lockup
^ Includes cases where fine defaulters have a current remand warrant



Adult Community Justice Service Orders Valid as at 31/03/2011 00:00 hours														Distinct Persons						
Branch	IS	CB	CSI	DS	PS	PO	HB	CE	PA	WR / RR	WD	Total Count Orders	Distinct Persons Special / High Risk	Variation Total Distinct Persons	Aboriginal Male	Aboriginal Female	Non-Aboriginal Male	Non-Aboriginal Female	Not Recorded	Total Distinct Persons
Albany	15	57	17	0	11	0	13	1	7	0	11	132	4	0	18	10	67	13	0	108
Broome	37	33	18	1	2	1	0	5	5	0	29	131	3	0	86	21	17	3	2	129
Bunbury	66	119	31	2	10	1	5	2	19	0	4	259	13	2	32	21	135	41	4	233
Busselton	31	56	12	0	1	1	1	1	6	0	4	113	2	-2	6	4	66	18	6	100
Carnarvon	14	35	10	1	0	0	0	0	0	0	0	60	2	2	26	15	12	4	0	57
Central Breach Unit	4	3	1	0	0	0	0	0	0	0	0	8	1	0	1	0	1	3	0	5
Central East Metro	86	123	45	3	6	0	0	3	35	0	6	307	24	5	49	20	173	45	1	288
Central Law Court	0	0	0	0	0	0	10	0	0	0	0	10	0	1	3	1	4	0	2	10
Central West Metro	99	167	72	0	10	3	26	3	42	0	11	433	26	2	45	17	275	68	6	411
Court Assessment Treatment	0	2	0	0	35	0	29	0	0	0	1	67	35	1	9	3	22	9	0	43
Esperance	11	19	6	0	4	0	3	1	1	0	1	46	1	-2	11	5	19	7	0	42
Geraldton	41	110	18	0	0	0	11	5	8	0	3	196	4	5	86	19	61	14	0	180
Halls Creek	24	18	2	0	7	0	0	1	0	0	14	66	0	3	44	14	1	0	2	61
Kalgoorlie	49	71	13	0	22	0	7	7	5	0	16	190	4	5	86	50	28	10	0	174
Karratha	14	12	6	0	0	0	0	1	1	0	4	38	3	-2	18	6	9	2	1	36
Katanning	9	31	4	0	1	0	0	0	1	0	0	46	1	1	14	11	14	1	1	41
Kununurra	56	30	12	0	11	0	0	0	0	0	51	160	7	-2	99	35	2	0	14	150
Mandurah	31	65	22	0	1	1	11	1	11	0	7	150	5	-1	19	4	97	24	0	144
Meekatharra	6	51	5	0	2	0	0	0	0	0	0	64	0	0	38	15	3	0	0	56
Narrogin	10	38	7	0	6	0	0	1	2	0	1	65	4	-1	18	11	22	6	0	57
Newman	7	14	3	0	0	0	0	1	1	0	1	27	0	0	14	5	5	0	1	25
North East Metro	91	131	46	1	7	0	13	5	51	0	10	355	12	-2	59	20	200	58	3	340
North West Metro	174	214	106	0	13	4	21	5	68	0	19	624	17	4	61	25	411	85	2	584
Northam	22	41	9	0	3	1	0	1	7	0	6	90	3	-3	17	8	44	11	1	81
Prison Based Scco's	1	0	1	0	0	0	0	0	0	0	0	2	1	1	0	0	2	0	0	2
Rockingham	56	91	34	0	16	1	19	7	33	0	16	273	4	16	15	6	193	41	4	259
Roebourne	13	11	4	0	0	0	0	3	2	0	18	51	2	6	23	7	13	1	6	50
South East Metro	143	182	65	4	13	0	15	6	52	0	6	486	33	4	67	18	296	61	8	450
South Hedland	39	16	13	0	1	0	0	3	4	0	0	76	2	2	44	17	12	1	0	74
South West Coasta	73	116	46	0	13	1	24	2	44	0	6	325	25	3	37	22	205	40	0	304
TOTAL	1222	1856	628	12	195	14	208	65	405	0	245	4850	238	48	1045	410	2409	566	64	4494
% of Total Orders	25.20%	38.27%	12.95%	0.25%	4.02%	0.29%	4.29%	1.34%	8.35%	0.00%	5.05%	Average orders/person	1.08		23.25%	9.12%	53.60%	12.59%	1.42%	100.00%



Branch	Juvenile Community Justice Service Orders Valid as at 31/03/2011 00:00 hrs										Distinct Persons on Orders							Reports	Total Services			
	AISO	ACBO	IYSO	YCBO	JCRO	CWO	INOR	SRO	BAIL	Total Orders	AB Male	AB Fem	Non AB Male	Non AB Fem	Not Recorded	Total Distinct Persons	Special Risk			Variation Total Distinct Persons on previous week	JJTM Referrals	JJTM Distinct Persons
Albany Branch	0	0	0	1	7	0	1	1	0	9	6	0	3	0	0	9	3	-1	0	0	1	10
Broome Branch	0	0	0	0	0	0	0	0	0	0	0	0	0	0	0	0	0	-59	0	0	0	0
Broome RYJS	0	0	19	18	12	0	0	0	0	49	35	6	2	0	1	44	9	58	0	0	17	66
Broome Y&FSS	0	0	0	0	0	0	0	0	0	0	0	0	0	0	0	0	0	1	0	0	0	0
Bunbury Branch	0	0	10	22	7	0	0	4	0	43	17	0	24	1	0	42	7	1	0	0	20	63
Busselton Branch	0	0	1	3	2	0	0	1	0	7	0	0	7	0	0	7	1	-1	0	0	1	8
Carnarvon Branch	0	0	2	7	4	0	0	1	0	14	11	1	0	0	0	12	0	0	12	12	4	30
Central Metro YJS	0	0	23	33	28	0	1	10	0	94	32	12	43	4	0	91	25	2	0	0	35	129
Christmas & Cocos Islands	0	0	0	0	0	0	0	0	0	0	0	0	0	0	0	0	0	0	0	0	0	0
Derby Y&FSS	0	0	0	0	0	0	0	0	0	0	0	0	0	0	0	0	0	0	0	0	0	0
Esperance Branch	0	0	0	2	4	0	0	1	0	7	4	0	3	0	0	7	1	3	14	11	3	24
Fitzroy Crossing Y&FSS	0	0	0	0	0	0	0	0	0	0	0	0	0	0	0	0	0	0	0	0	0	0
Geraldton RYJS	0	0	3	16	6	0	0	1	0	26	17	4	4	0	0	25	8	-1	0	0	4	30
Goldfields Y & FSS	0	0	0	0	0	0	0	0	0	0	0	0	0	0	0	0	1	7	0	0	0	0
Halls Creek Branch	0	0	3	4	0	0	0	0	0	7	6	1	0	0	0	7	0	0	0	0	1	8
Kalgoorlie YJS	0	0	9	27	8	1	1	5	0	50	35	1	7	1	1	45	6	7	16	13	14	80
Karratha Branch	0	0	3	12	6	0	0	3	0	24	14	5	5	0	0	24	2	0	0	0	12	36
Katanning Branch	0	0	0	0	0	0	0	0	0	0	0	0	0	0	0	0	0	0	0	0	0	0
Kununurra Branch	0	0	8	5	1	0	1	4	0	18	16	2	0	0	0	18	8	2	0	0	19	37
Meekeatharra Branch	0	0	6	11	3	0	0	0	0	20	18	0	0	0	0	18	2	-1	10	8	6	36
Narrogin Branch	0	0	3	3	3	0	0	0	0	9	6	1	1	0	0	8	2	-3	4	4	6	19
Newman Branch	0	0	1	15	4	0	0	0	0	20	14	3	2	0	0	19	0	4	0	0	7	27
North Metro YJS	0	0	17	48	18	3	1	16	0	102	30	6	56	5	1	98	24	-4	0	0	32	134
Northam Branch	0	0	6	6	2	1	0	2	0	17	12	2	1	0	0	15	3	0	0	0	2	19
Roebourne Branch	0	0	4	7	7	0	0	2	0	20	10	8	0	1	0	19	4	0	0	0	9	29
South East Metro	0	0	28	70	42	1	1	13	0	154	61	8	63	7	6	145	26	-8	0	0	35	189
South Hedland Branch	0	0	1	13	5	0	0	3	0	22	13	8	1	0	0	22	4	-2	0	0	9	31
South West Metro Youth Justice Services	0	0	26	62	29	1	1	16	0	134	44	10	66	5	3	128	26	1	0	0	33	167
TOTAL Branches	0	0	173	385	198	7	7	83	0	846	401	78	288	24	12	803	162	6	56	48	270	1172



Juvenile Community Justice Service Orders Valid as at 31/03/2011 00:00 hrs											Distinct Persons on Orders											
Branch	AISO	ACBO	IYSO	YCBO	JCRO	CWO	INOR	SRO	BAIL	Total Orders	AB Male	AB Fem	Non AB Male	Non AB Fem	Not Recorded	Total Distinct Persons	Special Risk	Variation Total Distinct Persons on previous week	JJTM Referrals	JJTM Distinct Persons	Reports	Total Services
Albany JJ Team	0	0	0	0	0	0	0	0	0	0	0	0	0	0	0	0	0	1	14	13	0	14
Broome JJ Team	0	0	0	0	0	0	0	0	0	0	0	0	0	0	0	0	0	-7	39	33	0	39
Bunbury JJ Team	0	0	0	0	0	0	0	0	0	0	0	0	0	0	0	0	3	31	29	0	31	
Central Metro JJT	0	0	0	0	0	0	0	0	0	0	0	0	0	0	0	0	4	65	56	1	66	
Geraldton JJ Team	0	0	0	0	0	0	0	0	0	0	0	0	0	0	0	0	1	-3	14	12	0	14
Halls Creek JJ Team	0	0	0	1	0	0	0	0	0	1	1	0	0	0	0	1	0	-1	22	18	0	23
Kalgoorlie JJ Team	0	0	0	0	0	0	0	0	0	0	0	0	0	0	0	0	1	18	18	0	18	
Karratha JJ Team	0	0	0	0	0	0	0	0	0	0	0	0	0	0	0	0	2	30	27	0	30	
Kununurra JJ Team	0	0	0	0	0	0	0	0	0	0	0	0	0	0	0	0	-3	99	61	0	99	
Newman JJ Team	0	0	0	0	0	0	0	0	0	0	0	0	0	0	0	0	2	21	16	0	21	
North Metro JJ Team	0	0	0	0	0	0	0	0	0	0	0	0	0	0	0	0	-6	48	48	0	48	
Northam JJ Team	0	0	0	0	0	0	0	0	0	0	0	0	0	0	0	0	-1	16	16	3	19	
Roebourne JJ Team	0	0	0	0	0	0	0	0	0	0	0	0	0	0	0	0	1	-1	28	20	0	28
South East Metro JJ Team	0	0	0	0	0	0	0	0	0	0	0	0	0	0	0	0	-5	53	50	0	53	
South Hedland JJ Team	0	0	0	0	0	0	0	0	0	0	0	0	0	0	0	0	2	17	14	0	17	
South West Metro JJ Team	0	0	0	0	0	0	0	0	0	0	0	0	0	0	0	0	-1	123	111	11	134	
TOTAL JJ Team	0	0	0	1	0	0	0	0	0	1	1	0	0	0	0	1	2	-13	638	542	15	654
Court Assessment and Treatment Service	0	0	0	0	0	0	0	0	0	0	0	0	0	0	0	0	4	1	0	0	16	16
Geraldton Y & FSS	0	0	0	0	0	0	0	0	0	0	0	0	0	0	0	0	2	0	0	0	0	0
Killara Youth Services	0	0	0	0	0	0	0	0	0	0	0	0	0	0	0	0	1	1	0	0	0	0
TOTAL Others	0	0	0	0	0	0	0	0	0	0	0	0	0	0	0	0	7	2	0	0	16	16
Not Recorded	0	0	0	0	0	0	0	0	0	0	0	0	0	0	0	0	0	0	0	0	0	0
TOTAL Not Recorded	0	0	0	0	0	0	0	0	0	0	0	0	0	0	0	0	0	0	0	0	0	0
GRAND TOTAL	0	0	173	386	198	7	7	83	0	847	402	78	288	24	12	804	171	-5	694	590	301	1842
% of Total Orders	0.00%	0.00%	20.43%	45.57%	23.38%	0.83%	0.83%	9.80%	0.00%	100.00%	50.00%	9.70%	35.82%	2.99%	1.49%	Average Supervised Orders / Person			1.05			



Adults Offenders in Custody as at 7/04/2011 00:00 Hours. Count by Facility, Status, Ethnicity and Gender.

This includes all persons in workcamps and in hospital and lockup.

FACILITY	Sentenced							Unsentenced							Total
	Aboriginal			Non-Aboriginal			Total	Aboriginal			Non-Aboriginal			Total	
	MALE	FEMALE	Total	MALE	FEMALE	Total		MALE	FEMALE	Total	MALE	FEMALE	Total		
ACACIA PRISON	376	0	376	613	0	613	989	0	0	0	0	0	0	0	989
ALBANY REGIONAL PRISON	90	0	90	179	0	179	269	6	0	6	35	0	35	41	310
BANDYUP WOMENS PRISON	0	75	75	0	108	108	183	0	27	27	0	29	29	56	239
BORONIA PRE RELEASE CENTRE	0	11	11	0	67	67	78	0	0	0	0	0	0	0	78
BROOME REGIONAL PRISON	64	6	70	16	0	16	86	13	1	14	0	0	0	14	100
BUNBURY REGIONAL PRISON	53	0	53	240	0	240	293	6	0	6	21	0	21	27	320
CASUARINA PRISON	217	0	217	316	0	316	533	64	0	64	24	0	24	88	621
EASTERN GOLDFIELDS REGIONAL PRISON	51	13	64	20	1	21	85	12	3	15	10	0	10	25	110
GREENOUGH REGIONAL PRISON	198	10	208	38	4	42	250	38	6	44	3	0	3	47	297
HAKEA PRISON	43	0	43	188	0	188	231	160	0	160	355	0	355	515	746
KARNET PRISON FARM	31	0	31	207	0	207	238	0	0	0	0	0	0	0	238
PARDELUP PRISON FARM	4	0	4	84	0	84	88	0	0	0	0	0	0	0	88
ROEBOURNE REGIONAL PRISON	103	8	111	10	0	10	121	46	7	53	3	0	3	56	177
WOOROLOO PRISON FARM	50	0	50	317	0	317	367	0	0	0	1	0	1	1	368
Total	1280	123	1403	2228	180	2408	3811	345	44	389	452	29	481	870	4681



Juvenile Offenders in Detention as at 7/04/2011 00:00 Hours. Count by Facility, Status, Ethnicity and Gender.

FACILITY	Sentenced						Unsentenced						Total	
	Aboriginal			Non-Aboriginal		Total	Aboriginal			Non-Aboriginal		Total		
	MALE	FEMALE	Total	MALE	Total		MALE	FEMALE	Total	MALE	FEMALE			Total
BANKSIA HILL DETENTION CENTRE	61	0	61	25	25	86	32	0	32	5	0	5	37	123
RANGEVIEW REMAND CENTRE	4	9	13	0	0	13	37	6	43	20	3	23	66	79
Total	65	9	74	25	25	99	69	6	75	25	3	28	103	202



Prisoners in Custody of Hospital or Police Lockup as at 7/04/2011 00:00 Hours.

Parent Facility and Prisoner Locations		Sentenced				Unsentenced			Total	
		Aboriginal		Non-Aboriginal	Total	Aboriginal	Non-Aboriginal			Total
		MALE	FEMALE	MALE		MALE	MALE	FEMALE		
BANDYUP WOMENS PRISON	BAND EU LONGTERM HOSPITAL	0	1	0	1	0	0	2	2	3
CASUARINA PRISON	CASU EU LONGTERM HOSPITAL	0	0	1	1	2	0	0	2	3
BAND EU LONGTERM HOSPITAL	GRAYLANDS HOSPITAL	0	1	0	1	0	0	0	0	1
HAKE EU LONGTERM HOSPITAL	GRAYLANDS HOSPITAL	0	0	0	0	0	5	0	5	5
HAKEA PRISON	HAKE EU LONGTERM HOSPITAL	1	0	0	1	0	1	0	1	2
	HAKE EU POLICE LOCKUP	0	0	8	8	0	0	0	0	8
WOOROLOO PRISON FARM	WOOR EU POLICE LOCKUP	0	0	1	1	0	0	0	0	1
Total		1	2	10	13	2	6	2	10	23



Prisoners in Custody of WorkCamp as at 7/04/2011 00:00 Hours.

Parent Facility and WorkCamp Locations		Sentenced			Total
		Aboriginal	Non-Aboriginal	Total	
		MALE	MALE		
BROOME REGIONAL PRISON	BUNGARUN WORKCAMP	6	0	6	6
BROOME REGIONAL PRISON	WYNDHAM WORK CAMP	12	3	15	15
EASTERN GOLDFIELDS REGIONAL PRISON	MT. MORGANS WORKCAMP	9	1	10	10
PARDELUP PRISON FARM	WALPOLE WORK CAMP	0	11	11	11
ROEBOURNE REGIONAL PRISON	MILLSTREAM WORKCAMP	9	1	10	10
WOOROLOO PRISON FARM	KELLERBERRIN WORKCAMP	2	9	11	11
Total		38	25	63	63