



## Weekly Offender Statistics (WOS) Report as at 31/03/2011 00:00 hours



**Performance and Statistics**  
**Department of Corrective Services**

Generated On: 31/03/2011 10:51:58 AM

Generated by: JUSTICE\GrzelecA



## Report Notes

---

**Report Title** Weekly Offender Statistics (WOS) Report

**Report Designer** Performance and Statistics Team

**Last Modified**

**Report Data Source** WOSdb in the Analysis Platform

### Data Guidelines

This report shows a weekly snapshot of the Adult and Juvenile custodial systems and the variation between weekly snapshots as well as a rolling five year history of the snapshot reports in graphical form.



**Legend:**

**Adult OrderType Codes**

CB - Community Based Orders

CE - CEO Parole / Short Term Parole Orders

CSI - Conditional Suspended Imprisonment Orders

DS - Dangerous Sex Offender Orders

HB - Conditional/ Monitored Bail Orders

IS - Intensive Supervision Orders

PA - Parole Orders

PO - Probation Orders

PS - Pre-Sentence Orders

WD - Work and Development Orders

WR/RR - Work Release or ReEntry Release Orders



**Legend:      Juvenile OrderTypes**

AISO - Adult Intensive Supervision Order  
ACBO - Adult Community Based Order  
BAIL - Supervising Bail  
CONF - Court Conferencing Referral  
CUST - Juvenile Detention Support  
CWO - Community Work Order  
DBWT - Deferred Bench Warrant  
INOR - Interstate Order  
IYSO - Intensive Youth Supervision Order  
JCRO - Juvenile Conditional Release Order  
JTMP - Juvenile Drug Court (CATS) Treatment  
Mgmt Plan  
JJTM - JJ Team Referral  
PREV - Prevention  
PRIS - Adult Prison Support  
SRO - Supervised Release Order  
YCBO - Youth Community Based Order

**All Reports:**

**Includes:** Adult Pre-sentence Report  
Breach of Adult Court Order Report  
Breach of Juvenile Court Order Report  
Breach of SRO Report (S.144 - non-compliance)  
Breach of SRO Report (S.145 - offending)  
Combined Juvenile Court Report & Adult PSR  
Court Report  
Court Conference Referral Report  
Juvenile Court Diversion Assessment



Weekly Offender Statistics - Thursday Prisoner Population Report as at 31/03/2011 00:00 hours

Adult Prisoner Population

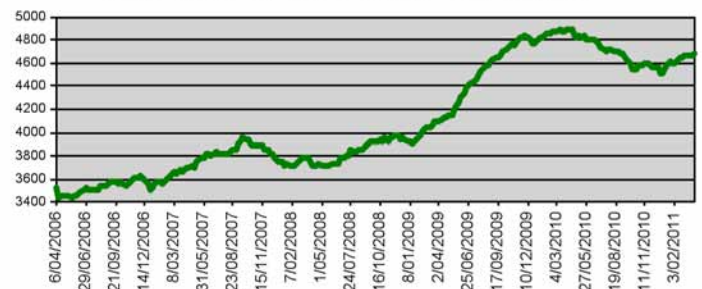
	Count	% of Total	Previous Count	Variation
Total *	4677		4672	5
Sentenced	3809	81.4%	3792	17
Remand	848	18.1%	860	-12
Aboriginal	1794	38.4%	1796	-2
Female	372	8.0%	369	3
Hospital/Lockup	20	0.4%	20	0
Fine Defaulters:				
State ^	13	0.3%	18	-5
Federal	0	0.0%	0	0
By Facility				
Acacia	985	21.1%	984	1
Albany	307	6.6%	303	4
Bandyup	231	4.9%	230	1
Boronia Pre release	81	1.7%	79	2
Broome	99	2.1%	107	-8
Bunbury	316	6.8%	316	0
Casuarina	624	13.3%	616	8
Eastern Goldfields	118	2.5%	122	-4
Greenough	295	6.3%	290	5
Hakea	760	16.2%	762	-2
Karnet	237	5.1%	232	5
Pardelup	85	1.8%	89	-4
Roebourne	172	3.7%	178	-6
Woorloo	367	7.8%	364	3
Alternatives to Imprisonment (inc Early release, Bail and Pre-Sentence orders)				
CEO/Short Term Parole	66	7.2%	69	-3
Conditional Bail	188	20.5%	202	-14
Cwlth Parole	13	1.4%	13	0
Interstate parole	5	0.5%	5	0
Monitored Bail	0	0.0%	0	0
Pre-Sentence	190	20.7%	191	-1
State Parole	390	42.5%	394	-4
Work Rel. or Re-Entry	0	0.0%	0	0

Juvenile Custodial Population

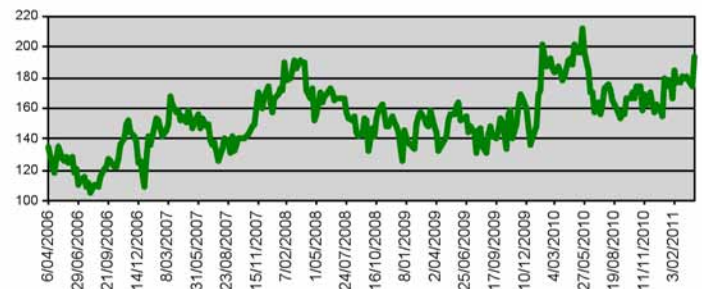
Total	194		174	20
Sentenced	101	52.1%	98	3
Unsentenced	93	47.9%	76	17
Aboriginal	145	74.7%	128	17
Female	18	9.3%	14	4
Supervised Bail	70		72	-2
By Facility				
Banksia Hill	114	58.8%	104	10
Range View	80	41.2%	70	10

Trends in Justice - Rolling Five Year History

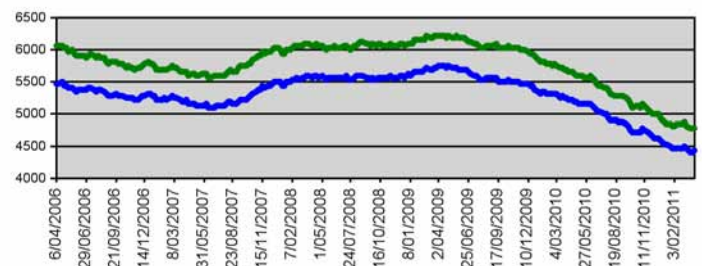
Adult Prisoner Population - Rolling 5 Year Snapshot



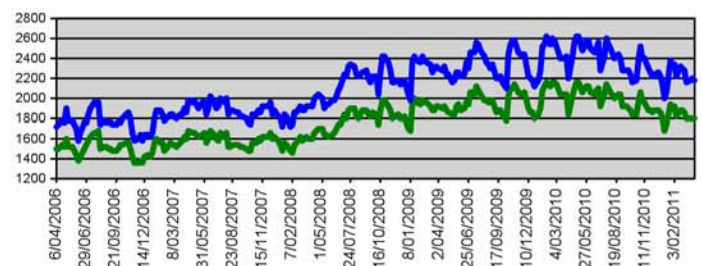
Juvenile Detention Population - Rolling 5 Year Snapshot



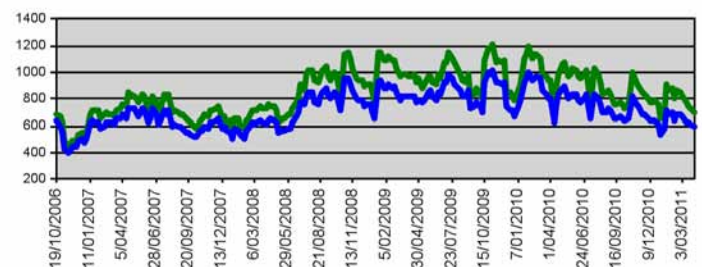
Adult Community Corrections - Orders and Offenders - Rolling 5 Year Snapshot



Juvenile Community Justice - Orders and Offenders - Rolling 5 Year Snapshot



Juvenile Community Justice - JJTeam Referrals and Distinct Persons - Snapshot (Since 19 Oct 2006)



\* Includes Hospital/Lockup  
^ Includes cases where fine defaulters have a current remand warrant



Adult Community Justice Service Orders Valid as at 24/03/2011 00:00 hours														Distinct Persons						
Branch	IS	CB	CSI	DS	PS	PO	HB	CE	PA	WR / RR	WD	Total Count Orders	Distinct Persons Special / High Risk	Variation Total Distinct Persons	Aboriginal Male	Aboriginal Female	Non-Aboriginal Male	Non-Aboriginal Female	Not Recorded	Total Distinct Persons
Albany	16	57	17	0	12	0	12	1	7	0	12	134	5	-8	18	10	69	11	0	108
Broome	37	33	18	1	2	1	0	5	5	0	29	131	3	1	86	22	16	3	2	129
Bunbury	62	121	31	2	10	1	5	1	20	0	5	258	13	-1	31	20	137	41	2	231
Busselton	34	55	12	0	1	2	1	1	6	0	4	116	3	4	6	4	70	17	5	102
Carnarvon	15	32	10	1	0	0	0	0	0	0	0	58	2	0	26	13	12	4	0	55
Central Breach Unit	4	3	1	0	0	0	0	0	0	0	0	8	1	-2	1	0	1	3	0	5
Central East Metro	87	120	45	3	6	0	0	3	34	0	4	302	24	-3	49	18	171	45	0	283
Central Law Court	1	0	0	0	0	0	9	0	0	0	0	10	0	5	3	1	3	0	2	9
Central West Metro	97	169	70	0	10	3	24	3	43	0	12	431	28	0	45	18	269	70	7	409
Court Assessment Treatment	0	2	0	0	35	0	24	0	0	0	1	62	35	-1	9	2	22	8	1	42
Esperance	12	20	6	0	4	0	3	1	1	0	0	47	1	4	12	5	20	7	0	44
Geraldton	40	109	17	0	0	0	8	5	9	0	3	191	4	-2	82	18	61	13	1	175
Halls Creek	25	15	2	0	5	0	0	1	0	0	14	62	0	-5	42	13	1	0	2	58
Kalgoorlie	45	69	13	0	20	0	8	8	6	0	16	185	4	-1	86	45	28	10	0	169
Karratha	14	13	5	0	0	0	0	1	2	0	4	39	4	0	20	6	9	2	1	38
Katanning	9	30	4	0	1	0	0	0	1	0	0	45	1	0	14	10	13	1	2	40
Kununurra	55	32	12	0	12	0	0	0	0	0	52	163	8	8	98	35	2	0	17	152
Mandurah	30	67	22	0	1	1	12	1	10	0	7	151	5	-1	19	4	98	24	0	145
Meekeatharra	7	52	3	0	2	0	0	0	0	0	0	64	1	2	38	15	3	0	0	56
Narrogin	11	38	7	0	6	0	0	1	2	0	1	66	4	1	19	11	22	6	0	58
Newman	8	11	3	0	0	0	0	1	1	0	2	26	0	1	15	4	4	0	2	25
North East Metro	93	129	48	1	6	0	14	6	52	0	8	357	11	-3	59	19	206	56	2	342
North West Metro	167	215	106	0	13	4	17	5	69	0	19	615	17	9	56	25	410	87	2	580
Northam	22	46	9	0	3	1	0	1	7	0	4	93	3	1	17	9	45	11	2	84
Prison Based Scco's	1	0	0	0	0	0	0	0	0	0	0	1	1	0	0	0	1	0	0	1
Rockingham	55	86	32	0	16	1	15	7	30	0	15	257	5	-3	13	6	182	39	3	243
Roebourne	13	13	5	0	0	0	0	2	2	0	12	47	1	4	24	4	12	0	4	44
South East Metro	139	183	66	4	12	0	15	7	51	0	5	482	34	4	71	19	287	59	10	446
South Hedland	39	15	12	0	1	0	0	3	4	0	0	74	2	0	44	16	11	1	0	72
South West Coasta	74	114	47	0	12	1	21	2	46	0	5	322	25	3	37	20	202	41	1	301
<b>TOTAL</b>	<b>1212</b>	<b>1849</b>	<b>623</b>	<b>12</b>	<b>190</b>	<b>15</b>	<b>188</b>	<b>66</b>	<b>408</b>	<b>0</b>	<b>234</b>	<b>4797</b>	<b>245</b>	<b>17</b>	<b>1040</b>	<b>392</b>	<b>2387</b>	<b>559</b>	<b>68</b>	<b>4446</b>
% of Total Orders	25.27%	38.54%	12.99%	0.25%	3.96%	0.31%	3.92%	1.38%	8.51%	0.00%	4.88%	Average orders/person		1.08	23.39%	8.82%	53.69%	12.57%	1.53%	100.00%



Juvenile Community Justice Service Orders Valid as at 24/03/2011 00:00 hrs											Distinct Persons on Orders											
Branch	AISO	ACBO	IYSO	YCBO	JCRO	CWO	INOR	SRO	BAIL	Total Orders	AB Male	AB Fem	Non AB Male	Non AB Fem	Not Recorded	Total Distinct Persons	Special Risk	Variation Total Distinct Persons on previous week	JJTM Referrals	JJTM Distinct Persons	Reports	Total Services
Albany Branch	0	0	0	1	7	0	1	1	0	9	6	0	3	0	0	9	3	0	0	0	1	10
Broome Branch	0	0	20	17	12	0	0	0	0	49	36	5	2	0	1	44	7	4	0	0	21	70
Bunbury Branch	0	0	9	21	8	0	0	4	0	42	16	2	22	1	0	41	8	1	0	0	19	61
Busselton Branch	0	0	1	4	1	1	0	0	0	7	0	0	7	0	0	7	1	0	0	0	5	12
Carnarvon Branch	0	0	2	5	4	0	0	1	0	12	9	1	0	0	0	10	0	3	14	13	3	29
Central Metro YJS	0	0	26	34	30	0	1	9	0	99	33	13	46	4	0	96	26	-5	0	0	26	125
Christmas & Cocos Islands	0	0	0	0	0	0	0	0	0	0	0	0	0	0	0	0	0	0	0	0	0	0
Esperance Branch	0	0	0	2	5	0	0	1	0	8	4	0	4	0	0	8	1	0	9	8	2	19
Geraldton RYJS	0	0	4	16	6	0	0	1	0	27	18	4	4	0	0	26	8	-1	0	0	5	32
Goldfields Y & FSS	0	0	0	0	0	0	0	0	0	0	0	0	0	0	0	0	1	7	0	0	0	0
Halls Creek Branch	0	0	4	3	0	0	0	0	0	7	6	1	0	0	0	7	0	0	0	0	1	8
Kalgoorlie YJS	0	0	7	27	7	1	1	6	0	48	33	1	6	1	1	42	6	-1	8	6	15	71
Karratha Branch	0	0	2	12	6	0	0	3	0	23	13	5	5	0	0	23	2	3	0	0	13	36
Katanning Branch	0	0	0	0	0	0	0	0	0	0	0	0	0	0	0	0	0	0	0	0	0	0
Kununurra Branch	0	0	9	6	0	0	0	4	0	19	17	2	0	0	0	19	8	1	0	0	18	37
Meekeatharra Branch	0	0	6	11	3	0	0	0	0	20	18	0	0	0	0	18	3	0	12	9	6	38
Narrogin Branch	0	0	4	3	3	0	0	0	0	10	7	2	1	0	0	10	2	-2	5	5	5	20
Newman Branch	0	0	1	9	3	0	0	0	0	13	8	2	2	0	0	12	0	1	0	0	9	22
North Metro YJS	0	0	16	51	16	2	1	17	0	102	30	6	57	5	1	99	25	3	0	0	33	135
Northam Branch	0	0	6	4	2	1	0	1	0	14	11	2	1	0	0	14	3	0	0	0	3	17
Roebourne Branch	0	0	4	9	8	0	0	2	0	23	11	9	0	1	0	21	4	3	0	0	8	31
South East Metro	0	0	29	79	47	2	1	14	0	171	70	11	67	8	5	161	26	8	0	0	36	207
South Hedland Branch	0	0	0	12	5	0	0	3	0	20	14	5	1	0	0	20	4	-1	0	0	10	30
South West Metro Youth Justice Services	0	0	27	60	27	1	1	15	0	130	44	9	66	5	1	125	24	-8	0	0	39	169
<b>TOTAL Branches</b>	<b>0</b>	<b>0</b>	<b>177</b>	<b>386</b>	<b>200</b>	<b>8</b>	<b>6</b>	<b>82</b>	<b>0</b>	<b>853</b>	<b>404</b>	<b>80</b>	<b>294</b>	<b>25</b>	<b>9</b>	<b>812</b>	<b>162</b>	<b>16</b>	<b>48</b>	<b>41</b>	<b>278</b>	<b>1179</b>



Branch	Juvenile Community Justice Service Orders Valid as at 24/03/2011 00:00 hrs										Distinct Persons on Orders								JJTM Referrals	JJTM Distinct Persons	Reports	Total Services
	AISO	ACBO	IYSO	YCBO	JCRO	CWO	INOR	SRO	BAIL	Total Orders	AB Male	AB Fem	Non AB Male	Non AB Fem	Not Recorded	Total Distinct Persons	Special Risk	Variation Total Distinct Persons on previous week				
Albany JJ Team	0	0	0	0	0	0	0	0	0	0	0	0	0	0	0	0	0	-1	12	12	0	12
Broome JJ Team	0	0	0	0	0	0	0	0	0	0	0	0	0	0	0	0	0	-2	56	40	0	56
Bunbury JJ Team	0	0	0	0	0	0	0	0	0	0	0	0	0	0	0	0	1	28	27	0	28	
Central Metro JJT	0	0	0	0	0	0	0	0	0	0	0	0	0	0	0	0	0	60	51	0	60	
Geraldton JJ Team	0	0	0	0	0	0	0	0	0	0	0	0	0	0	0	1	3	19	16	0	19	
Halls Creek JJ Team	0	0	0	1	0	0	0	0	0	1	1	0	0	0	0	1	0	23	19	0	24	
Kalgoorlie JJ Team	0	0	0	0	0	0	0	0	0	0	0	0	0	0	0	0	-3	18	18	0	18	
Karratha JJ Team	0	0	0	0	0	0	0	0	0	0	0	0	0	0	0	0	0	28	25	0	28	
Kununurra JJ Team	0	0	0	0	0	0	0	0	0	0	0	0	0	0	0	0	-1	99	64	0	99	
Newman JJ Team	0	0	0	0	0	0	0	0	0	0	0	0	0	0	0	0	-4	18	14	0	18	
North Metro JJ Team	0	0	0	0	0	0	0	0	0	0	0	0	0	0	0	0	9	53	51	1	54	
Northam JJ Team	0	0	0	0	0	0	0	0	0	0	0	0	0	0	0	0	1	21	18	0	21	
Roebourne JJ Team	0	0	0	0	0	0	0	0	0	0	0	0	0	0	0	1	1	27	21	0	27	
South East Metro JJ Team	0	0	0	0	0	0	0	0	0	0	0	0	0	0	0	0	-9	58	55	1	59	
South Hedland JJ Team	0	0	0	0	0	0	0	0	0	0	0	0	0	0	0	0	4	14	12	0	14	
South West Metro JJ Team	0	0	0	0	0	0	0	0	0	0	0	0	0	0	0	0	-9	120	109	14	134	
<b>TOTAL JJ Team</b>	<b>0</b>	<b>0</b>	<b>0</b>	<b>1</b>	<b>0</b>	<b>0</b>	<b>0</b>	<b>0</b>	<b>0</b>	<b>1</b>	<b>1</b>	<b>0</b>	<b>0</b>	<b>0</b>	<b>1</b>	<b>2</b>	<b>-10</b>	<b>654</b>	<b>552</b>	<b>16</b>	<b>671</b>	
Court Assessment and Treatment Service	0	0	0	0	0	0	0	0	0	0	0	0	0	0	0	0	4	0	0	14	14	
Geraldton Y & FSS	0	0	0	0	0	0	0	0	0	0	0	0	0	0	0	0	2	-1	0	0	0	0
Killara Youth Services	0	0	0	0	0	0	0	0	0	0	0	0	0	0	0	0	1	-3	0	0	0	0
<b>TOTAL Others</b>	<b>0</b>	<b>0</b>	<b>0</b>	<b>0</b>	<b>0</b>	<b>0</b>	<b>0</b>	<b>0</b>	<b>0</b>	<b>0</b>	<b>0</b>	<b>0</b>	<b>0</b>	<b>0</b>	<b>0</b>	<b>7</b>	<b>-4</b>	<b>0</b>	<b>0</b>	<b>14</b>	<b>14</b>	
<b>Not Recorded</b>	<b>0</b>	<b>0</b>	<b>0</b>	<b>0</b>	<b>0</b>	<b>0</b>	<b>0</b>	<b>0</b>	<b>0</b>	<b>0</b>	<b>0</b>	<b>0</b>	<b>0</b>	<b>0</b>	<b>0</b>	<b>0</b>	<b>0</b>	<b>0</b>	<b>0</b>	<b>0</b>	<b>0</b>	<b>0</b>
<b>TOTAL Not Recorded</b>	<b>0</b>	<b>0</b>	<b>0</b>	<b>0</b>	<b>0</b>	<b>0</b>	<b>0</b>	<b>0</b>	<b>0</b>	<b>0</b>	<b>0</b>	<b>0</b>	<b>0</b>	<b>0</b>	<b>0</b>	<b>0</b>	<b>0</b>	<b>0</b>	<b>0</b>	<b>0</b>	<b>0</b>	<b>0</b>
<b>GRAND TOTAL</b>	<b>0</b>	<b>0</b>	<b>177</b>	<b>387</b>	<b>200</b>	<b>8</b>	<b>6</b>	<b>82</b>	<b>0</b>	<b>854</b>	<b>405</b>	<b>80</b>	<b>294</b>	<b>25</b>	<b>9</b>	<b>813</b>	<b>171</b>	<b>2</b>	<b>702</b>	<b>593</b>	<b>308</b>	<b>1864</b>
% of Total Orders	0.00%	0.00%	20.73%	45.32%	23.42%	0.94%	0.70%	9.60%	0.00%	100.00%	49.82%	9.84%	36.16%	3.08%	1.11%	Average Supervised Orders / Person		1.05				





**Adults Offenders in Custody as at 31/03/2011 00:00 Hours. Count by Facility, Status, Ethnicity and Gender.**

This includes all persons in workcamps and in hospital and lockup.

FACILITY	Sentenced							Unsentenced							Total
	Aboriginal			Non-Aboriginal			Total	Aboriginal			Non-Aboriginal			Total	
	MALE	FEMALE	Total	MALE	FEMALE	Total		MALE	FEMALE	Total	MALE	FEMALE	Total		
ACACIA PRISON	372	0	372	612	0	612	984	1	0	1	0	0	0	1	985
ALBANY REGIONAL PRISON	86	0	86	179	0	179	265	8	0	8	34	0	34	42	307
BANDYUP WOMENS PRISON	0	73	73	0	105	105	178	0	25	25	0	28	28	53	231
BORONIA PRE RELEASE CENTRE	0	14	14	0	67	67	81	0	0	0	0	0	0	0	81
BROOME REGIONAL PRISON	66	7	73	14	0	14	87	11	1	12	0	0	0	12	99
BUNBURY REGIONAL PRISON	54	0	54	240	0	240	294	4	0	4	18	0	18	22	316
CASUARINA PRISON	218	0	218	319	0	319	537	62	0	62	25	0	25	87	624
EASTERN GOLDFIELDS REGIONAL PRISON	58	14	72	20	1	21	93	10	5	15	10	0	10	25	118
GREENOUGH REGIONAL PRISON	192	11	203	38	4	42	245	43	5	48	2	0	2	50	295
HAKEA PRISON	54	0	54	193	0	193	247	156	0	156	357	0	357	513	760
KARNET PRISON FARM	30	0	30	207	0	207	237	0	0	0	0	0	0	0	237
PARDELUP PRISON FARM	4	0	4	81	0	81	85	0	0	0	0	0	0	0	85
ROEBOURNE REGIONAL PRISON	104	6	110	11	1	12	122	44	5	49	1	0	1	50	172
WOOROLOO PRISON FARM	51	0	51	315	0	315	366	0	0	0	1	0	1	1	367
<b>Total</b>	<b>1289</b>	<b>125</b>	<b>1414</b>	<b>2229</b>	<b>178</b>	<b>2407</b>	<b>3821</b>	<b>339</b>	<b>41</b>	<b>380</b>	<b>448</b>	<b>28</b>	<b>476</b>	<b>856</b>	<b>4677</b>



**Juvenile Offenders in Detention as at 31/03/2011 00:00 Hours. Count by Facility, Status, Ethnicity and Gender.**

FACILITY	Sentenced						Unsentenced						Total	
	Aboriginal			Non-Aboriginal		Total	Aboriginal			Non-Aboriginal		Total		
	MALE	FEMALE	Total	MALE	Total		MALE	FEMALE	Total	MALE	FEMALE			Total
<b>BANKSIA HILL DETENTION CENTRE</b>	<b>62</b>	<b>0</b>	<b>62</b>	<b>27</b>	<b>27</b>	<b>89</b>	<b>23</b>	<b>0</b>	<b>23</b>	<b>2</b>	<b>0</b>	<b>2</b>	<b>25</b>	<b>114</b>
<b>RANGEVIEW REMAND CENTRE</b>	<b>2</b>	<b>9</b>	<b>11</b>	<b>1</b>	<b>1</b>	<b>12</b>	<b>42</b>	<b>7</b>	<b>49</b>	<b>17</b>	<b>2</b>	<b>19</b>	<b>68</b>	<b>80</b>
<b>Total</b>	<b>64</b>	<b>9</b>	<b>73</b>	<b>28</b>	<b>28</b>	<b>101</b>	<b>65</b>	<b>7</b>	<b>72</b>	<b>19</b>	<b>2</b>	<b>21</b>	<b>93</b>	<b>194</b>



**Prisoners in Custody of Hospital or Police Lockup as at 31/03/2011 00:00 Hours.**

Parent Facility and Prisoner Locations		Sentenced				Unsentenced				Total	
		Aboriginal		Non-Aboriginal	Total	Aboriginal		Non-Aboriginal			Total
		MALE	FEMALE	MALE		MALE	MALE	FEMALE			
BANDYUP WOMENS PRISON	BAND EU LONGTERM HOSPITAL	0	0	0	0	0	0	1	1	1	
CASUARINA PRISON	CASU EU LONGTERM HOSPITAL	1	0	1	2	2	0	0	2	4	
BAND EU LONGTERM HOSPITAL	GRAYLANDS HOSPITAL	0	1	0	1	0	0	0	0	1	
HAKE EU LONGTERM HOSPITAL	GRAYLANDS HOSPITAL	0	0	0	0	0	4	0	4	4	
HAKEA PRISON	HAKE EU LONGTERM HOSPITAL	1	0	0	1	0	1	0	1	2	
	HAKE EU POLICE LOCKUP	0	0	7	7	0	0	0	0	7	
WOOROLOO PRISON FARM	WOOR EU POLICE LOCKUP	0	0	1	1	0	0	0	0	1	
<b>Total</b>		<b>2</b>	<b>1</b>	<b>9</b>	<b>12</b>	<b>2</b>	<b>5</b>	<b>1</b>	<b>8</b>	<b>20</b>	



**Prisoners in Custody of WorkCamp as at 31/03/2011 00:00 Hours.**

Parent Facility and WorkCamp Locations		Sentenced			Total
		Aboriginal	Non-Aboriginal	Total	
		MALE	MALE		
<b>BROOME REGIONAL PRISON</b>	<b>BUNGARUN WORKCAMP</b>	<b>7</b>	<b>0</b>	<b>7</b>	<b>7</b>
<b>BROOME REGIONAL PRISON</b>	<b>WYNDHAM WORK CAMP</b>	<b>12</b>	<b>3</b>	<b>15</b>	<b>15</b>
<b>EASTERN GOLDFIELDS REGIONAL PRISON</b>	<b>MT. MORGANS WORKCAMP</b>	<b>7</b>	<b>1</b>	<b>8</b>	<b>8</b>
<b>PARDELUP PRISON FARM</b>	<b>WALPOLE WORK CAMP</b>	<b>0</b>	<b>11</b>	<b>11</b>	<b>11</b>
<b>ROEBOURNE REGIONAL PRISON</b>	<b>MILLSTREAM WORKCAMP</b>	<b>10</b>	<b>1</b>	<b>11</b>	<b>11</b>
<b>WOOROLOO PRISON FARM</b>	<b>KELLERBERRIN WORKCAMP</b>	<b>2</b>	<b>9</b>	<b>11</b>	<b>11</b>
<b>Total</b>		<b>38</b>	<b>25</b>	<b>63</b>	<b>63</b>