



Weekly Offender Statistics (WOS) Report as at 17/03/2011 00:00 hours



Performance and Statistics
Department of Corrective Services

Generated On: 17/03/2011 10:05:00 AM

Generated by: JUSTICE\RattanaT



Report Notes

Report Title Weekly Offender Statistics (WOS) Report

Report Designer Performance and Statistics Team

Last Modified

Report Data Source WOSdb in the Analysis Platform

Data Guidelines

This report shows a weekly snapshot of the Adult and Juvenile custodial systems and the variation between weekly snapshots as well as a rolling five year history of the snapshot reports in graphical form.



Legend:

Adult OrderType Codes

CB - Community Based Orders

CE - CEO Parole / Short Term Parole Orders

CSI - Conditional Suspended Imprisonment Orders

DS - Dangerous Sex Offender Orders

HB - Conditional/ Monitored Bail Orders

IS - Intensive Supervision Orders

PA - Parole Orders

PO - Probation Orders

PS - Pre-Sentence Orders

WD - Work and Development Orders

WR/RR - Work Release or ReEntry Release Orders



Legend: Juvenile OrderTypes

AISO - Adult Intensive Supervision Order
ACBO - Adult Community Based Order
BAIL - Supervising Bail
CONF - Court Conferencing Referral
CUST - Juvenile Detention Support
CWO - Community Work Order
DBWT - Deferred Bench Warrant
INOR - Interstate Order
IYSO - Intensive Youth Supervision Order
JCRO - Juvenile Conditional Release Order
JTMP - Juvenile Drug Court (CATS) Treatment Mgmt Plan
JJTM - JJ Team Referral
PREV - Prevention
PRIS - Adult Prison Support
SRO - Supervised Release Order
YCBO - Youth Community Based Order

All Reports:

Includes: Adult Pre-sentence Report
Breach of Adult Court Order Report
Breach of Juvenile Court Order Report
Breach of SRO Report (S.144 - non-compliance)
Breach of SRO Report (S.145 - offending)
Combined Juvenile Court Report & Adult PSR
Court Report
Court Conference Referral Report
Juvenile Court Diversion Assessment



Weekly Offender Statistics - Thursday Prisoner Population Report as at 17/03/2011 00:00 hours

Adult Prisoner Population

	Count	% of Total	Previous Count	Variation
Total *	4675		4667	8
Sentenced	3782	80.9%	3771	11
Remand	873	18.7%	877	-4
Aboriginal	1792	38.3%	1805	-13
Female	373	8.0%	376	-3
Hospital/Lockup	20	0.4%	19	1
Fine Defaulters:				
State ^	5	0.1%	19	-14
Federal	0	0.0%	0	0
By Facility				
Acacia	994	21.3%	993	1
Albany	307	6.6%	306	1
Bandyup	231	4.9%	235	-4
Boronia Pre release	80	1.7%	78	2
Broome	103	2.2%	103	0
Bunbury	324	6.9%	325	-1
Casuarina	609	13.0%	582	27
Eastern Goldfields	114	2.4%	121	-7
Greenough	290	6.2%	292	-2
Hakea	759	16.2%	765	-6
Karnet	237	5.1%	232	5
Pardelup	89	1.9%	90	-1
Roebourne	176	3.8%	180	-4
Woorloo	362	7.7%	365	-3
Alternatives to Imprisonment (inc Early release, Bail and Pre-Sentence orders)				
CEO/Short Term Parole	65	7.0%	64	1
Conditional Bail	186	20.2%	183	3
Cwlth Parole	13	1.4%	11	2
Interstate parole	5	0.5%	5	0
Monitored Bail	0	0.0%	0	0
Pre-Sentence	191	20.7%	192	-1
State Parole	398	43.1%	400	-2
Work Rel. or Re-Entry	0	0.0%	0	0

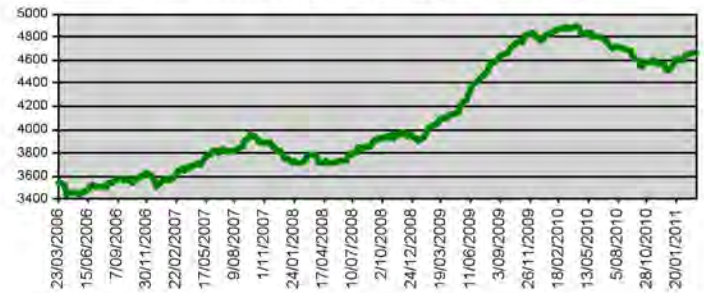
Juvenile Custodial Population

Total	178		181	-3
Sentenced	88	49.4%	92	-4
Unsentenced	90	50.6%	89	1
Aboriginal	130	73.0%	127	3
Female	13	7.3%	13	0
Supervised Bail	71		74	-3
By Facility				
Banksia Hill	105	59.0%	109	-4
Range View	73	41.0%	72	1

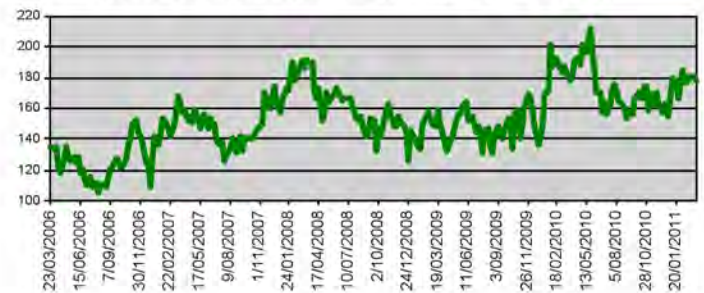
* Includes Hospital/Lockup
^ Includes cases where fine defaulters have a current remand warrant

Trends in Justice - Rolling Five Year History

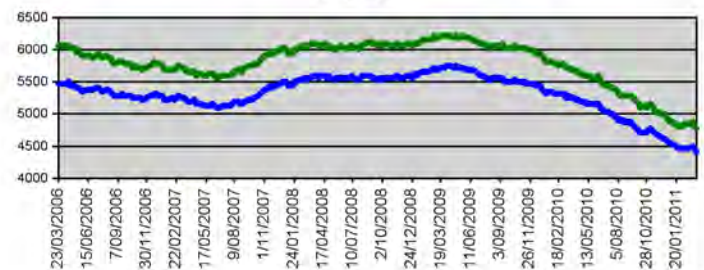
Adult Prisoner Population - Rolling 5 Year Snapshot



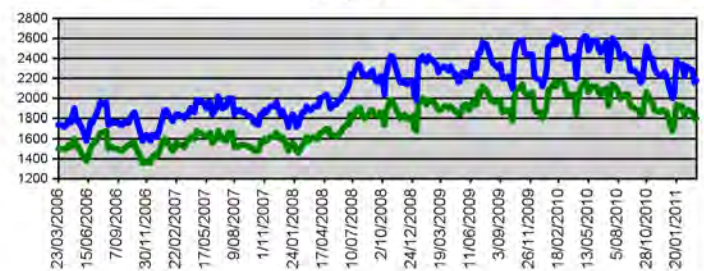
Juvenile Detention Population - Rolling 5 Year Snapshot



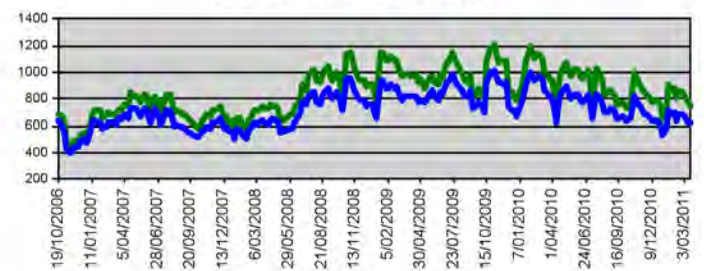
Adult Community Corrections - Orders and Offenders - Rolling 5 Year Snapshot



Juvenile Community Justice - Orders and Offenders - Rolling 5 Year Snapshot



Juvenile Community Justice - JJTeam Referrals and Distinct Persons - Snapshot (Since 19 Oct 2006)





Adult Community Justice Service Orders Valid as at 10/03/2011 00:00 hours														Distinct Persons						
Branch	IS	CB	CSI	DS	PS	PO	HB	CE	PA	WR / RR	WD	Total Count Orders	Distinct Persons Special / High Risk	Variation Total Distinct Persons	Aboriginal Male	Aboriginal Female	Non-Aboriginal Male	Non-Aboriginal Female	Not Recorded	Total Distinct Persons
Albany	19	65	18	0	14	0	11	1	6	0	16	150	5	0	20	14	73	12	0	119
Broome	38	34	18	1	2	1	0	5	5	0	25	129	4	-2	79	21	16	5	7	128
Bunbury	66	116	31	2	7	1	5	1	18	0	5	252	13	-5	32	21	128	41	2	224
Busselton	30	54	10	0	1	2	1	1	7	0	2	108	3	2	5	4	67	21	2	99
Carnarvon	15	33	7	0	0	0	0	0	0	0	0	55	1	-3	22	13	13	4	0	52
Central Breach Unit	5	5	1	0	0	0	0	0	0	0	0	11	1	-1	2	0	3	3	0	8
Central East Metro	85	119	47	3	6	0	0	5	35	0	6	306	26	-1	50	18	175	45	0	288
Central Law Court	0	0	0	0	0	0	2	0	0	0	0	2	0	-1	1	1	0	0	0	2
Central West Metro	93	171	69	0	9	3	24	3	49	0	14	435	29	0	45	20	270	71	6	412
Court Assessment Treatment	0	2	0	0	37	0	26	0	0	0	0	65	34	0	8	3	22	8	0	41
Esperance	11	20	6	0	4	0	4	1	1	0	0	47	1	0	11	6	19	7	0	43
Geraldton	41	103	16	0	0	1	13	5	7	0	1	187	3	-4	82	18	62	11	0	173
Halls Creek	27	16	3	0	5	0	0	1	0	0	19	71	0	2	49	14	1	0	3	67
Kalgoorlie	46	74	14	0	20	0	9	7	5	0	19	194	5	-8	88	47	29	10	1	175
Karratha	14	12	5	0	0	0	0	1	2	0	4	38	4	0	19	6	9	2	1	37
Katanning	10	28	4	0	1	0	0	0	1	0	0	44	1	0	14	10	14	2	0	40
Kununurra	57	30	11	0	12	0	0	0	0	0	32	142	7	5	88	31	4	0	6	129
Mandurah	30	69	23	0	1	0	14	2	9	0	4	152	4	1	19	3	103	21	0	146
MEEKATHARRA	9	47	3	0	2	0	0	0	0	0	0	61	2	-3	35	16	3	0	0	54
Narrogin	9	40	7	0	6	0	0	0	2	0	1	65	4	1	18	11	23	6	0	58
Newman	8	11	3	0	0	0	0	1	2	0	2	27	0	-3	13	7	5	0	1	26
North East Metro	96	133	47	1	7	0	12	6	53	0	8	363	10	-8	58	20	209	59	0	346
North West Metro	166	223	103	0	13	4	15	6	70	0	18	618	18	-10	55	21	409	93	0	578
Northam	24	46	9	0	3	1	0	0	8	0	3	94	3	0	17	10	47	10	2	86
Prison Based Scco's	1	0	0	0	0	0	0	0	0	0	0	1	0	0	0	0	1	0	0	1
Rockingham	58	85	30	0	16	2	11	5	31	0	11	249	7	1	13	7	175	40	0	235
Roebourne	14	11	5	0	0	0	0	2	2	0	4	38	0	-1	23	3	10	0	0	36
South East Metro	139	179	64	5	12	0	16	6	52	0	10	483	36	-12	66	20	289	62	11	448
South Hedland	38	16	12	0	1	0	0	4	4	0	0	75	2	1	44	16	11	2	0	73
South West Coasta	73	116	48	0	12	1	23	2	47	0	5	327	22	9	36	20	205	40	4	305
TOTAL	1222	1858	614	12	191	16	186	65	416	0	209	4789	245	-40	1012	401	2395	575	46	4429
% of Total Orders	25.52%	38.80%	12.82%	0.25%	3.99%	0.33%	3.88%	1.36%	8.69%	0.00%	4.36%	Average orders/person		1.08	22.85%	9.05%	54.08%	12.98%	1.04%	100.00%



Juvenile Community Justice Service Orders Valid as at 10/03/2011 00:00 hrs											Distinct Persons on Orders											
Branch	AISO	ACBO	IYSO	YCBO	JCRO	CWO	INOR	SRO	BAIL	Total Orders	AB Male	AB Fem	Non AB Male	Non AB Fem	Not Recorded	Total Distinct Persons	Special Risk	Variation Total Distinct Persons on previous week	JJTM Referrals	JJTM Distinct Persons	Reports	Total Services
Albany Branch	0	0	0	2	7	0	1	1	0	10	6	0	3	0	0	9	3	-1	0	0	3	13
Broome Branch	0	0	21	15	12	0	0	0	0	48	35	6	2	0	1	44	6	1	0	0	25	73
Bunbury Branch	0	0	9	20	9	0	0	4	0	42	14	2	23	1	0	40	8	1	0	0	17	59
Busselton Branch	0	0	1	4	1	1	0	0	0	7	0	0	7	0	0	7	1	0	0	0	7	14
Carnarvon Branch	0	0	2	5	4	0	0	2	0	13	10	1	0	0	0	11	0	1	14	11	3	30
Central Metro YJS	0	0	28	35	29	0	0	10	0	102	34	13	49	3	0	99	20	-2	0	0	35	137
Christmas & Cocos Islands	0	0	0	0	0	0	0	0	0	0	0	0	0	0	0	0	0	0	0	0	0	0
Esperance Branch	0	0	0	3	4	0	0	1	0	8	4	0	4	0	0	8	1	0	10	9	4	22
Geraldton RYJS	0	0	4	15	5	0	0	1	0	25	17	4	4	0	0	25	9	5	0	0	8	33
Goldfields Y & FSS	0	0	0	0	0	0	0	0	0	0	0	0	0	0	0	0	0	2	0	0	0	0
Halls Creek Branch	0	0	4	4	0	0	0	0	0	8	6	1	0	0	0	7	0	0	0	0	0	8
Kalgoorlie YJS	0	0	8	26	6	1	1	6	0	47	32	1	6	1	1	41	7	-3	10	7	18	75
Karratha Branch	0	0	2	11	6	0	0	3	0	22	14	4	4	0	0	22	2	1	0	0	5	27
Katanning Branch	0	0	0	0	0	0	0	0	0	0	0	0	0	0	0	0	0	0	0	0	0	0
Kununurra Branch	0	0	9	4	2	0	0	6	0	21	19	2	0	0	0	21	8	1	0	0	16	37
Meeekatharra Branch	0	0	5	9	3	0	0	1	0	18	16	0	0	0	0	16	3	4	11	10	13	42
Narrogin Branch	0	0	4	4	3	0	0	0	0	11	7	2	1	0	0	10	2	3	8	8	4	23
Newman Branch	0	0	1	8	3	0	0	0	0	12	8	1	1	0	0	10	0	0	0	0	8	20
North Metro YJS	0	0	13	47	16	2	2	15	0	93	24	6	56	5	0	91	25	0	0	0	38	131
Northam Branch	0	0	5	6	2	1	0	1	0	15	12	2	1	0	0	15	3	0	4	4	4	23
Roebourne Branch	0	0	3	5	8	0	0	2	0	18	11	7	0	0	0	18	4	0	0	0	1	19
South East Metro	0	0	28	62	46	1	2	14	0	151	67	11	57	9	3	147	26	3	0	0	39	190
South Hedland Branch	0	0	0	15	4	0	0	1	0	20	13	5	2	0	0	20	3	3	0	0	8	28
South West Metro Youth Justice Services	0	0	26	64	29	1	1	14	0	134	43	8	70	6	1	128	24	5	0	0	29	163
TOTAL Branches	0	0	173	364	199	7	7	82	0	825	392	76	290	25	6	789	155	24	57	49	285	1167



Branch	Juvenile Community Justice Service Orders Valid as at 10/03/2011 00:00 hrs										Distinct Persons on Orders								Reports	Total Services		
	AISO	ACBO	IYSO	YCBO	JCRO	CWO	INOR	SRO	BAIL	Total Orders	AB Male	AB Fem	Non AB Male	Non AB Fem	Not Recorded	Total Distinct Persons	Special Risk	Variation Total Distinct Persons on previous week			JJTM Referrals	JJTM Distinct Persons
Albany JJ Team	0	0	0	0	0	0	0	0	0	0	0	0	0	0	0	0	0	0	19	18	0	19
Broome JJ Team	0	0	0	0	0	0	0	0	0	0	0	0	0	0	0	0	0	-11	77	48	0	77
Bunbury JJ Team	0	0	0	0	0	0	0	0	0	0	0	0	0	0	0	0	2	29	29	0	29	
Central Metro JJT	0	0	0	0	0	0	0	0	0	0	0	0	0	0	0	0	0	53	45	0	53	
Geraldton JJ Team	0	0	0	0	0	0	0	0	0	0	0	0	0	0	0	1	2	20	19	0	20	
Halls Creek JJ Team	0	0	0	1	0	0	0	0	0	1	1	0	0	0	0	1	0	23	19	0	24	
Kalgoorlie JJ Team	0	0	0	0	0	0	0	0	0	0	0	0	0	0	0	2	17	17	0	17		
Karratha JJ Team	0	0	0	0	0	0	0	0	0	0	0	0	0	0	0	1	28	25	0	28		
Kununurra JJ Team	0	0	0	0	0	0	0	0	0	0	0	0	0	0	0	-3	99	63	0	99		
Newman JJ Team	0	0	0	0	0	0	0	0	0	0	0	0	0	0	0	2	22	18	0	22		
North Metro JJ Team	0	0	0	0	0	0	0	0	0	0	0	0	0	0	0	-3	51	49	0	51		
Northam JJ Team	0	0	0	0	0	0	0	0	0	0	0	0	0	0	0	0	0	12	12	0	12	
Roebourne JJ Team	0	0	0	0	0	0	0	0	0	0	0	0	0	0	0	1	0	31	22	0	31	
South East Metro JJ Team	0	0	0	0	0	0	0	0	0	0	0	0	0	0	0	-6	70	65	0	70		
South Hedland JJ Team	0	0	0	0	0	0	0	0	0	0	0	0	0	0	0	0	0	10	9	0	10	
South West Metro JJ Team	0	0	0	0	0	0	0	0	0	0	0	0	0	0	0	3	127	112	12	139		
TOTAL JJ Team	0	0	0	1	0	0	0	0	0	1	1	0	0	0	1	2	-11	688	570	12	701	
Court Assessment and Treatment Service	0	0	0	0	0	0	0	0	0	0	0	0	0	0	0	3	-3	0	0	16	16	
Geraldton Y & FSS	0	0	0	0	0	0	0	0	0	0	0	0	0	0	0	2	-6	0	0	0	0	
Killara Youth Services	0	0	0	0	0	0	0	0	0	0	0	0	0	0	0	1	3	0	0	0	0	
TOTAL Others	0	0	0	0	0	0	0	0	0	0	0	0	0	0	0	6	-6	0	0	16	16	
Not Recorded	0	0	0	0	0	0	0	0	0	0	0	0	0	0	0	0	0	0	0	0	0	
TOTAL Not Recorded	0	0	0	0	0	0	0	0	0	0	0	0	0	0	0	0	0	0	0	0	0	
GRAND TOTAL	0	0	173	365	199	7	7	82	0	826	393	76	290	25	6	790	163	7	745	619	313	1884
% of Total Orders	0.00%	0.00%	20.94%	44.19%	24.09%	0.85%	0.85%	9.93%	0.00%	100.00%	49.75%	9.62%	36.71%	3.16%	0.76%	Average Supervised Orders / Person	1.05					



Adults Offenders in Custody as at 17/03/2011 00:00 Hours. Count by Facility, Status, Ethnicity and Gender.

This includes all persons in workcamps and in hospital and lockup.

FACILITY	Sentenced							Unsentenced							Total
	Aboriginal			Non-Aboriginal			Total	Aboriginal			Non-Aboriginal			Total	
	MALE	FEMALE	Total	MALE	FEMALE	Total		MALE	FEMALE	Total	MALE	FEMALE	Total		
ACACIA PRISON	379	0	379	612	0	612	991	2	0	2	1	0	1	3	994
ALBANY REGIONAL PRISON	85	0	85	179	0	179	264	6	0	6	37	0	37	43	307
BANDYUP WOMENS PRISON	0	64	64	0	103	103	167	0	34	34	0	30	30	64	231
BORONIA PRE RELEASE CENTRE	0	15	15	0	65	65	80	0	0	0	0	0	0	0	80
BROOME REGIONAL PRISON	67	6	73	15	0	15	88	15	0	15	0	0	0	15	103
BUNBURY REGIONAL PRISON	53	0	53	245	0	245	298	4	0	4	22	0	22	26	324
CASUARINA PRISON	214	0	214	317	0	317	531	58	0	58	20	0	20	78	609
EASTERN GOLDFIELDS REGIONAL PRISON	47	13	60	20	2	22	82	18	2	20	12	0	12	32	114
GREENOUGH REGIONAL PRISON	186	14	200	36	4	40	240	41	6	47	3	0	3	50	290
HAKEA PRISON	64	0	64	185	0	185	249	155	0	155	355	0	355	510	759
KARNET PRISON FARM	26	0	26	211	0	211	237	0	0	0	0	0	0	0	237
PARDELUP PRISON FARM	6	0	6	83	0	83	89	0	0	0	0	0	0	0	89
ROEBOURNE REGIONAL PRISON	102	8	110	10	1	11	121	46	6	52	3	0	3	55	176
WOOROLOO PRISON FARM	50	0	50	311	0	311	361	0	0	0	1	0	1	1	362
Total	1279	120	1399	2224	175	2399	3798	345	48	393	454	30	484	877	4675



Juvenile Offenders in Detention as at 17/03/2011 00:00 Hours. Count by Facility, Status, Ethnicity and Gender.

FACILITY	Sentenced						Unsentenced						Total	
	Aboriginal			Non-Aboriginal		Total	Aboriginal			Non-Aboriginal		Total		
	MALE	FEMALE	Total	MALE	Total		MALE	FEMALE	Total	MALE	FEMALE			Total
BANKSIA HILL DETENTION CENTRE	54	0	54	24	24	78	22	0	22	5	0	5	27	105
RANGEVIEW REMAND CENTRE	3	5	8	2	2	10	39	7	46	16	1	17	63	73
Total	57	5	62	26	26	88	61	7	68	21	1	22	90	178



Prisoners in Custody of Hospital or Police Lockup as at 17/03/2011 00:00 Hours.

Parent Facility and Prisoner Locations		Sentenced					Unsentenced			Total
		Aboriginal		Non-Aboriginal		Total	Aboriginal	Non-Aboriginal	Total	
		MALE	FEMALE	MALE	FEMALE		MALE	MALE		
BANDYUP WOMENS PRISON	BAND EU LONGTERM HOSPITAL	0	0	0	1	1	0	0	0	1
CASUARINA PRISON	CASU EU LONGTERM HOSPITAL	2	0	1	0	3	1	0	1	4
BAND EU LONGTERM HOSPITAL	GRAYLANDS HOSPITAL	0	1	0	1	2	0	0	0	2
	KING EDWARD HOSPITAL	0	1	0	0	1	0	0	0	1
HAKE EU LONGTERM HOSPITAL	GRAYLANDS HOSPITAL	0	0	1	0	1	0	2	2	3
HAKEA PRISON	HAKE EU LONGTERM HOSPITAL	1	0	0	0	1	0	1	1	2
	HAKE EU POLICE LOCKUP	0	0	7	0	7	0	0	0	7
WOOROLOO PRISON FARM	WOOR EU POLICE LOCKUP	0	0	1	0	1	0	0	0	1
Total		3	2	10	2	17	1	3	4	21



Prisoners in Custody of WorkCamp as at 17/03/2011 00:00 Hours.

Parent Facility and WorkCamp Locations		Sentenced			Total
		Aboriginal	Non-Aboriginal	Total	
		MALE	MALE		
BROOME REGIONAL PRISON	BUNGARUN WORKCAMP	8	0	8	8
BROOME REGIONAL PRISON	WYNDHAM WORK CAMP	13	2	15	15
EASTERN GOLDFIELDS REGIONAL PRISON	MT. MORGANS WORKCAMP	6	2	8	8
PARDELUP PRISON FARM	WALPOLE WORK CAMP	0	10	10	10
ROEBOURNE REGIONAL PRISON	MILLSTREAM WORKCAMP	9	1	10	10
WOOROLOO PRISON FARM	KELLERBERRIN WORKCAMP	2	8	10	10
Total		38	23	61	61