



Weekly Offender Statistics (WOS) Report as at 10/03/2011 00:00 hours



Performance and Statistics
Department of Corrective Services

Generated On: 10/03/2011 9:43:31 AM

Generated by: JUSTICE\GrzelecA



Report Notes

Report Title Weekly Offender Statistics (WOS) Report

Report Designer Performance and Statistics Team

Last Modified

Report Data Source WOSdb in the Analysis Platform

Data Guidelines

This report shows a weekly snapshot of the Adult and Juvenile custodial systems and the variation between weekly snapshots as well as a rolling five year history of the snapshot reports in graphical form.



Legend:

Adult OrderType Codes

CB - Community Based Orders

CE - CEO Parole / Short Term Parole Orders

CSI - Conditional Suspended Imprisonment Orders

DS - Dangerous Sex Offender Orders

HB - Conditional/ Monitored Bail Orders

IS - Intensive Supervision Orders

PA - Parole Orders

PO - Probation Orders

PS - Pre-Sentence Orders

WD - Work and Development Orders

WR/RR - Work Release or ReEntry Release Orders



Legend: Juvenile OrderTypes

AISO - Adult Intensive Supervision Order
ACBO - Adult Community Based Order
BAIL - Supervising Bail
CONF - Court Conferencing Referral
CUST - Juvenile Detention Support
CWO - Community Work Order
DBWT - Deferred Bench Warrant
INOR - Interstate Order
IYSO - Intensive Youth Supervision Order
JCRO - Juvenile Conditional Release Order
JTMP - Juvenile Drug Court (CATS) Treatment Mgmt Plan
JJTM - JJ Team Referral
PREV - Prevention
PRIS - Adult Prison Support
SRO - Supervised Release Order
YCBO - Youth Community Based Order

All Reports:

Includes: Adult Pre-sentence Report
Breach of Adult Court Order Report
Breach of Juvenile Court Order Report
Breach of SRO Report (S.144 - non-compliance)
Breach of SRO Report (S.145 - offending)
Combined Juvenile Court Report & Adult PSR
Court Report
Court Conference Referral Report
Juvenile Court Diversion Assessment



Weekly Offender Statistics - Thursday Prisoner Population Report as at 10/03/2011 00:00 hours

Adult Prisoner Population

	Count	% of Total	Previous Count	Variation
Total *	4667		4666	1
Sentenced	3771	80.8%	3763	8
Remand	877	18.8%	881	-4
Aboriginal	1805	38.7%	1793	12
Female	376	8.1%	378	-2
Hospital/Lockup	19	0.4%	22	-3
Fine Defaulters:				
State ^	19	0.4%	20	-1
Federal	0	0.0%	0	0
By Facility				
Acacia	993	21.3%	996	-3
Albany	306	6.6%	302	4
Bandyup	235	5.0%	236	-1
Boronia Pre release	78	1.7%	79	-1
Broome	103	2.2%	109	-6
Bunbury	325	7.0%	320	5
Casuarina	582	12.5%	566	16
Eastern Goldfields	121	2.6%	119	2
Greenough	292	6.3%	285	7
Hakea	765	16.4%	778	-13
Karnet	232	5.0%	235	-3
Pardelup	90	1.9%	88	2
Roebourne	180	3.9%	189	-9
Woorloo	365	7.8%	364	1
Alternatives to Imprisonment (inc Early release, Bail and Pre-Sentence orders)				
CEO/Short Term Parole	64	7.0%	63	1
Conditional Bail	183	19.9%	185	-2
Cwlth Parole	11	1.2%	11	0
Interstate parole	5	0.5%	5	0
Monitored Bail	0	0.0%	0	0
Pre-Sentence	192	20.9%	196	-4
State Parole	400	43.5%	400	0
Work Rel. or Re-Entry	0	0.0%	0	0

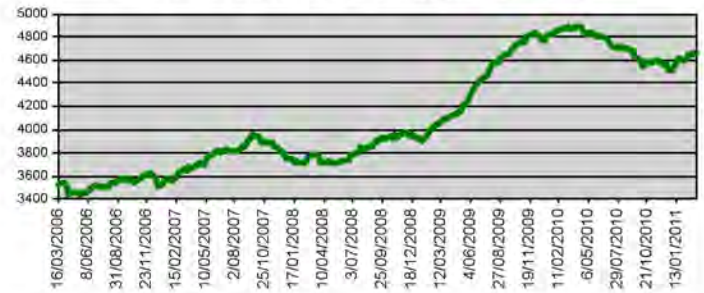
Juvenile Custodial Population

Total	181		180	1
Sentenced	92	50.8%	92	0
Unsentenced	89	49.2%	88	1
Aboriginal	127	70.2%	125	2
Female	13	7.2%	14	-1
Supervised Bail	74		73	1
By Facility				
Banksia Hill	109	60.2%	112	-3
Range View	72	39.8%	68	4

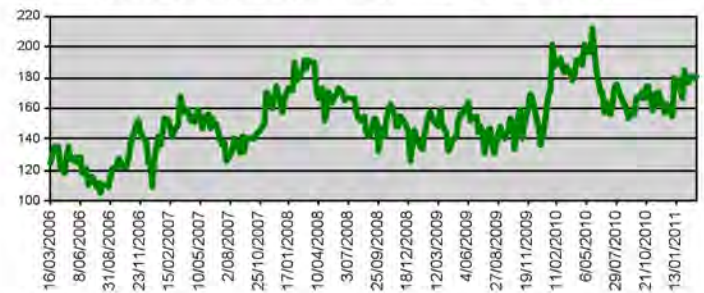
* Includes Hospital/Lockup
^ Includes cases where fine defaulters have a current remand warrant

Trends in Justice - Rolling Five Year History

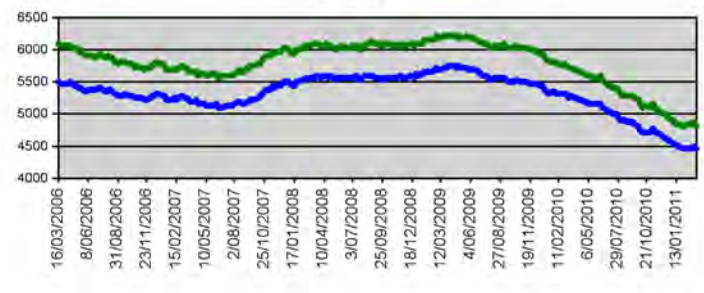
Adult Prisoner Population - Rolling 5 Year Snapshot



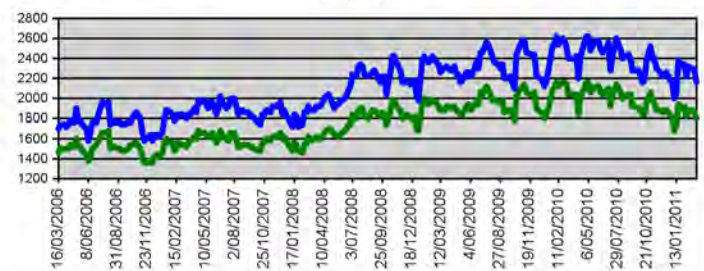
Juvenile Detention Population - Rolling 5 Year Snapshot



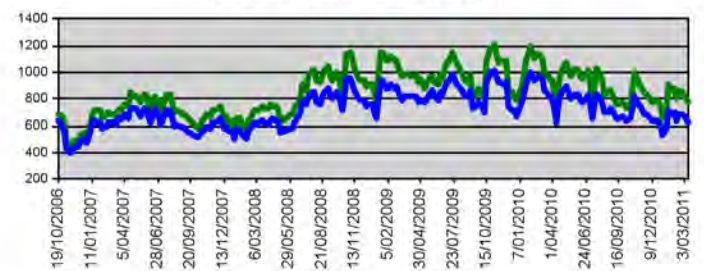
Adult Community Corrections - Orders and Offenders - Rolling 5 Year Snapshot



Juvenile Community Justice - Orders and Offenders - Rolling 5 Year Snapshot



Juvenile Community Justice - JJTeam Referrals and Distinct Persons - Snapshot (Since 19 Oct 2006)





Adult Community Justice Service Orders Valid as at 3/03/2011 00:00 hours														Distinct Persons						
Branch	IS	CB	CSI	DS	PS	PO	HB	CE	PA	WR / RR	WD	Total Count Orders	Distinct Persons Special / High Risk	Variation Total Distinct Persons	Aboriginal Male	Aboriginal Female	Non-Aboriginal Male	Non-Aboriginal Female	Not Recorded	Total Distinct Persons
Albany	19	66	18	0	14	0	11	1	6	0	16	151	5	-2	18	13	75	13	0	119
Broome	38	33	18	1	3	1	0	5	5	0	27	131	4	-3	79	23	17	5	6	130
Bunbury	67	119	31	2	8	1	5	1	18	0	5	257	13	-2	32	23	129	43	2	229
Busselton	31	53	10	0	0	1	1	1	7	0	1	105	2	-1	6	3	66	20	2	97
Carnarvon	14	36	7	0	0	0	0	0	0	0	0	57	1	3	23	13	14	3	2	55
Central Breach Unit	5	6	1	0	0	0	0	0	0	0	0	12	1	-2	2	0	4	3	0	9
Central East Metro	85	124	46	3	6	0	0	3	36	0	6	309	26	-1	50	18	176	45	0	289
Central Law Court	0	0	0	0	0	0	2	0	0	0	1	3	0	1	1	0	2	0	0	3
Central West Metro	93	171	71	0	9	3	23	3	49	0	15	437	29	6	44	20	269	72	7	412
Court Assessment Treatment	0	3	0	0	38	0	21	0	0	0	0	62	30	1	8	2	23	8	0	41
Esperance	11	19	5	0	4	0	4	1	1	0	2	47	2	-2	10	6	20	7	0	43
Geraldton	43	106	16	0	0	1	13	5	8	0	1	193	3	-3	84	20	62	11	0	177
Halls Creek	27	16	3	0	5	0	0	1	0	0	16	68	0	3	49	13	1	0	2	65
Kalgoorlie	48	79	13	0	19	0	9	7	6	0	22	203	5	-8	89	46	33	12	3	183
Karratha	13	12	5	0	0	0	0	2	2	0	4	38	4	-1	20	7	8	2	0	37
Katanning	10	28	4	0	1	0	0	0	1	0	0	44	1	0	14	10	14	2	0	40
Kununurra	57	30	11	0	13	0	0	0	0	0	25	136	6	0	87	30	4	0	3	124
Mandurah	31	66	23	0	1	1	13	1	10	0	5	151	5	3	18	3	100	23	1	145
Meekeatharra	10	47	3	0	3	0	0	0	0	0	0	63	2	1	38	15	3	0	1	57
Narrogin	11	39	7	0	4	0	0	0	2	0	1	64	4	-1	18	10	23	6	0	57
Newman	8	12	3	0	0	0	0	1	2	0	5	31	0	0	15	7	5	0	2	29
North East Metro	97	136	47	1	9	0	13	7	54	0	8	372	13	4	57	22	215	60	0	354
North West Metro	171	223	103	0	14	4	22	6	70	0	15	628	18	-2	57	21	417	92	1	588
Northam	25	47	9	0	3	1	0	0	8	0	3	96	3	-6	18	10	47	9	2	86
Prison Based Scco's	1	0	0	0	0	0	0	0	0	0	0	1	0	0	0	0	1	0	0	1
Rockingham	61	86	30	0	13	2	12	4	30	0	12	250	7	-7	13	6	175	40	0	234
Roebourne	14	11	5	0	0	0	0	2	2	0	5	39	0	-2	23	4	10	0	0	37
South East Metro	141	188	65	5	13	0	16	6	51	0	12	497	39	-7	66	21	297	65	11	460
South Hedland	38	16	12	0	1	0	0	4	4	0	0	75	2	-1	43	16	11	2	0	72
South West Coasta	73	115	45	0	11	1	18	3	44	0	5	315	22	-5	33	22	199	42	0	296
TOTAL	1242	1887	611	12	192	16	183	64	416	0	212	4835	247	-34	1015	404	2420	585	45	4469
% of Total Orders	25.69%	39.03%	12.64%	0.25%	3.97%	0.33%	3.78%	1.32%	8.60%	0.00%	4.38%	Average orders/person		1.08	22.71%	9.04%	54.15%	13.09%	1.01%	100.00%



Branch	Juvenile Community Justice Service Orders Valid as at 3/03/2011 00:00 hrs										Distinct Persons on Orders							Reports	Total Services			
	AISO	ACBO	IYSO	YCBO	JCRO	CWO	INOR	SRO	BAIL	Total Orders	AB Male	AB Fem	Non AB Male	Non AB Fem	Not Recorded	Total Distinct Persons	Special Risk			Variation Total Distinct Persons on previous week	JJTM Referrals	JJTM Distinct Persons
Albany Branch	0	0	1	2	7	0	1	1	0	11	6	0	4	0	0	10	3	2	0	0	3	14
Broome Branch	0	0	19	14	12	0	0	0	0	45	33	5	2	0	1	41	5	-1	0	0	22	67
Bunbury Branch	0	0	9	21	9	0	0	3	0	42	14	2	22	1	0	39	8	-1	0	0	16	58
Busselton Branch	0	0	2	4	1	1	0	0	0	8	0	0	8	0	0	8	1	-2	0	0	2	10
Carnarvon Branch	0	0	1	5	4	0	0	2	0	12	9	1	0	0	0	10	0	2	14	11	0	26
Central Metro YJS	0	0	30	35	28	0	0	9	0	102	35	12	48	3	1	99	23	2	0	0	35	137
Christmas & Cocos Islands	0	0	0	0	0	0	0	0	0	0	0	0	0	0	0	0	0	0	0	0	0	0
Esperance Branch	0	0	0	3	4	0	0	1	0	8	4	0	4	0	0	8	1	-1	9	8	3	20
Geraldton RYJS	0	0	3	12	5	0	0	1	0	21	13	3	4	0	0	20	7	-1	0	0	9	30
Goldfields Y & FSS	0	0	0	0	0	0	0	0	0	0	0	0	0	0	0	0	0	0	0	0	0	0
Halls Creek Branch	0	0	4	4	0	0	0	0	0	8	6	1	0	0	0	7	0	-1	0	0	0	8
Kalgoorlie YJS	0	0	8	24	7	1	1	5	0	45	31	1	6	1	1	40	7	8	11	9	22	78
Karratha Branch	0	0	2	10	6	0	0	3	0	21	14	4	3	0	0	21	3	-1	0	0	5	26
Katanning Branch	0	0	0	0	0	0	0	0	0	0	0	0	0	0	0	0	0	0	0	0	0	0
Kununurra Branch	0	0	9	4	2	0	0	5	0	20	18	2	0	0	0	20	8	-8	0	0	8	28
Meekeatharra Branch	0	0	5	9	3	0	0	1	0	18	16	0	0	0	0	16	3	-1	12	7	7	37
Narrogin Branch	0	0	4	4	4	0	0	0	0	12	7	3	1	0	0	11	2	-2	5	5	2	19
Newman Branch	0	0	1	8	3	0	0	0	0	12	8	1	1	0	0	10	0	1	0	0	8	20
North Metro YJS	0	0	13	51	15	2	2	16	0	97	22	7	59	6	0	94	25	-11	0	0	38	135
Northam Branch	0	0	5	6	2	1	0	1	0	15	12	2	1	0	0	15	2	0	4	4	4	23
Roebourne Branch	0	0	3	5	8	0	0	2	0	18	11	7	0	0	0	18	4	-2	0	0	1	19
South East Metro	0	0	28	55	45	1	2	14	0	143	68	9	48	10	3	138	25	-8	0	0	40	183
South Hedland Branch	0	0	0	14	5	0	0	1	0	20	13	5	2	0	0	20	2	-1	0	0	8	28
South West Metro Youth Justice Services	0	0	29	62	29	1	1	16	0	137	45	9	70	6	1	131	24	-11	0	0	32	169
TOTAL Branches	0	0	176	352	199	7	7	81	0	815	385	74	283	27	7	776	153	-37	55	44	265	1135



Juvenile Community Justice Service Orders Valid as at 3/03/2011 00:00 hrs											Distinct Persons on Orders											
Branch	AISO	ACBO	IYSO	YCBO	JCRO	CWO	INOR	SRO	BAIL	Total Orders	AB Male	AB Fem	Non AB Male	Non AB Fem	Not Recorded	Total Distinct Persons	Special Risk	Variation Total Distinct Persons on previous week	JJTM Referrals	JJTM Distinct Persons	Reports	Total Services
Albany JJ Team	0	0	0	0	0	0	0	0	0	0	0	0	0	0	0	0	0	3	19	18	0	19
Broome JJ Team	0	0	0	0	0	0	0	0	0	0	0	0	0	0	0	0	0	-2	90	57	0	90
Bunbury JJ Team	0	0	0	0	0	0	0	0	0	0	0	0	0	0	0	0	5	27	27	0	27	
Central Metro JJT	0	0	0	0	0	0	0	0	0	0	0	0	0	0	0	0	-4	55	48	0	55	
Geraldton JJ Team	0	0	0	0	0	0	0	0	0	0	0	0	0	0	0	0	1	1	18	18	0	18
Halls Creek JJ Team	0	0	0	0	0	0	0	0	0	0	0	0	0	0	0	0	0	0	23	19	0	23
Kalgoorlie JJ Team	0	0	0	0	0	0	0	0	0	0	0	0	0	0	0	0	-3	16	16	0	16	
Karratha JJ Team	0	0	0	0	0	0	0	0	0	0	0	0	0	0	0	0	0	0	27	24	0	27
Kununurra JJ Team	0	0	0	0	0	0	0	0	0	0	0	0	0	0	0	0	-2	107	66	0	107	
Newman JJ Team	0	0	0	0	0	0	0	0	0	0	0	0	0	0	0	0	-2	20	16	0	20	
North Metro JJ Team	0	0	0	0	0	0	0	0	0	0	0	0	0	0	0	0	-14	53	52	0	53	
Northam JJ Team	0	0	0	0	0	0	0	0	0	0	0	0	0	0	0	0	-1	13	12	0	13	
Roebourne JJ Team	0	0	0	0	0	0	0	0	0	0	0	0	0	0	0	0	1	-1	30	22	0	30
South East Metro JJ Team	0	0	0	0	0	0	0	0	0	0	0	0	0	0	0	0	-11	78	71	0	78	
South Hedland JJ Team	0	0	0	0	0	0	0	0	0	0	0	0	0	0	0	0	-2	10	9	0	10	
South West Metro JJ Team	0	0	0	0	0	0	0	0	0	0	0	0	0	0	0	0	-4	128	111	11	139	
TOTAL JJ Team	0	0	0	0	0	0	0	0	0	0	0	0	0	0	0	0	2	-37	714	586	11	725
Court Assessment and Treatment Service	0	0	0	0	0	0	0	0	0	0	0	0	0	0	0	0	4	1	0	0	18	18
Geraldton Y & FSS	0	0	0	0	0	0	0	0	0	0	0	0	0	0	0	0	2	0	0	0	0	0
Killara Youth Services	0	0	0	0	0	0	0	0	0	0	0	0	0	0	0	0	1	-3	0	0	0	0
TOTAL Others	0	0	0	0	0	0	0	0	0	0	0	0	0	0	0	0	7	-2	0	0	18	18
Not Recorded	0	0	0	0	0	0	0	0	0	0	0	0	0	0	0	0	0	0	0	0	0	0
TOTAL Not Recorded	0	0	0	0	0	0	0	0	0	0	0	0	0	0	0	0	0	0	0	0	0	0
GRAND TOTAL	0	0	176	352	199	7	7	81	0	815	385	74	283	27	7	776	162	-76	769	630	294	1878
% of Total Orders	0.00%	0.00%	21.60%	43.19%	24.42%	0.86%	0.86%	9.94%	0.00%	100.00%	49.61%	9.54%	36.47%	3.48%	0.90%	Average Supervised Orders / Person		1.05				



Adults Offenders in Custody as at 10/03/2011 00:00 Hours. Count by Facility, Status, Ethnicity and Gender.

This includes all persons in workcamps and in hospital and lockup.

FACILITY	Sentenced							Unsentenced							Total
	Aboriginal			Non-Aboriginal			Total	Aboriginal			Non-Aboriginal			Total	
	MALE	FEMALE	Total	MALE	FEMALE	Total		MALE	FEMALE	Total	MALE	FEMALE	Total		
ACACIA PRISON	383	0	383	609	0	609	992	1	0	1	0	0	0	1	993
ALBANY REGIONAL PRISON	83	0	83	182	0	182	265	5	0	5	36	0	36	41	306
BANDYUP WOMENS PRISON	0	65	65	0	104	104	169	0	36	36	0	30	30	66	235
BORONIA PRE RELEASE CENTRE	0	14	14	0	64	64	78	0	0	0	0	0	0	0	78
BROOME REGIONAL PRISON	70	6	76	13	0	13	89	12	2	14	0	0	0	14	103
BUNBURY REGIONAL PRISON	51	0	51	246	0	246	297	7	0	7	21	0	21	28	325
CASUARINA PRISON	209	0	209	312	0	312	521	41	0	41	20	0	20	61	582
EASTERN GOLDFIELDS REGIONAL PRISON	53	13	66	20	3	23	89	19	2	21	11	0	11	32	121
GREENOUGH REGIONAL PRISON	184	14	198	34	4	38	236	47	6	53	3	0	3	56	292
HAKEA PRISON	69	0	69	175	0	175	244	167	0	167	354	0	354	521	765
KARNET PRISON FARM	25	0	25	207	0	207	232	0	0	0	0	0	0	0	232
PARDELUP PRISON FARM	6	0	6	84	0	84	90	0	0	0	0	0	0	0	90
ROEBOURNE REGIONAL PRISON	105	8	113	7	1	8	121	50	4	54	5	0	5	59	180
WOOROLOO PRISON FARM	48	0	48	316	0	316	364	0	0	0	1	0	1	1	365
Total	1286	120	1406	2205	176	2381	3787	349	50	399	451	30	481	880	4667



Juvenile Offenders in Detention as at 10/03/2011 00:00 Hours. Count by Facility, Status, Ethnicity and Gender.

FACILITY	Sentenced						Unsentenced						Total	
	Aboriginal			Non-Aboriginal		Total	Aboriginal			Non-Aboriginal		Total		
	MALE	FEMALE	Total	MALE	Total		MALE	FEMALE	Total	MALE	FEMALE			Total
BANKSIA HILL DETENTION CENTRE	55	0	55	28	28	83	18	0	18	8	0	8	26	109
RANGEVIEW REMAND CENTRE	4	5	9	0	0	9	38	7	45	17	1	18	63	72
Total	59	5	64	28	28	92	56	7	63	25	1	26	89	181



Prisoners in Custody of Hospital or Police Lockup as at 10/03/2011 00:00 Hours.

Parent Facility and Prisoner Locations		Sentenced					Unsentenced		Total
		Aboriginal		Non-Aboriginal		Total	Non-Aboriginal	Total	
		MALE	FEMALE	MALE	FEMALE		MALE		
BANDYUP WOMENS PRISON	BAND EU LONGTERM HOSPITAL	0	1	0	1	2	0	0	2
CASUARINA PRISON	CASU EU LONGTERM HOSPITAL	1	0	3	0	4	0	0	4
HAKE EU LONGTERM HOSPITAL	GRAYLANDS HOSPITAL	0	0	0	0	0	3	3	3
HAKA PRISON	HAKE EU LONGTERM HOSPITAL	1	0	0	0	1	0	0	1
	HAKE EU POLICE LOCKUP	0	0	7	0	7	0	0	7
WOOR EU POLICE LOCKUP	JOONDALUP LOCKUP	0	0	1	0	1	0	0	1
BAND EU LONGTERM HOSPITAL	KING EDWARD HOSPITAL	0	1	0	0	1	0	0	1
Total		2	2	11	1	16	3	3	19



Prisoners in Custody of WorkCamp as at 10/03/2011 00:00 Hours.

Parent Facility and WorkCamp Locations		Sentenced			Total
		Aboriginal	Non-Aboriginal	Total	
		MALE	MALE		
BROOME REGIONAL PRISON	BUNGARUN WORKCAMP	6	1	7	7
BROOME REGIONAL PRISON	WYNDHAM WORK CAMP	13	2	15	15
EASTERN GOLDFIELDS REGIONAL PRISON	MT. MORGANS WORKCAMP	7	2	9	9
PARDELUP PRISON FARM	WALPOLE WORK CAMP	0	12	12	12
ROEBOURNE REGIONAL PRISON	MILLSTREAM WORKCAMP	10	1	11	11
WOOROLOO PRISON FARM	KELLERBERRIN WORKCAMP	2	9	11	11
Total		38	27	65	65