



Weekly Offender Statistics (WOS) Report as at 24/02/2011 00:00 hours



Performance and Statistics

Department of Corrective Services

Generated On: 24/02/2011 9:49:48 AM

Generated by: JUSTICE\GrzelecA



Report Notes

Report Title Weekly Offender Statistics (WOS) Report

Report Designer Performance and Statistics Team

Last Modified

Report Data Source WOSdb in the Analysis Platform

Data Guidelines

This report shows a weekly snapshot of the Adult and Juvenile custodial systems and the variation between weekly snapshots as well as a rolling five year history of the snapshot reports in graphical form.



Legend:

Adult OrderType Codes

- CB - Community Based Orders
- CE - CEO Parole / Short Term Parole Orders
- CSI - Conditional Suspended Imprisonment Orders
- DS - Dangerous Sex Offender Orders
- HB - Conditional/ Monitored Bail Orders
- IS - Intensive Supervision Orders
- PA - Parole Orders
- PO - Probation Orders
- PS - Pre-Sentence Orders
- WD - Work and Development Orders
- WR/RR - Work Release or ReEntry Release Orders



Legend: Juvenile OrderTypes

AISO - Adult Intensive Supervision Order
ACBO - Adult Community Based Order
BAIL - Supervising Bail
CONF - Court Conferencing Referral
CUST - Juvenile Detention Support
CWO - Community Work Order
DBWT - Deferred Bench Warrant
INOR - Interstate Order
IYSO - Intensive Youth Supervision Order
JCRO - Juvenile Conditional Release Order
JTMP - Juvenile Drug Court (CATS) Treatment Mgmt Plan
JJTM - JJ Team Referral
PREV - Prevention
PRIS - Adult Prison Support
SRO - Supervised Release Order
YCBO - Youth Community Based Order

All Reports:

Includes: Adult Pre-sentence Report
Breach of Adult Court Order Report
Breach of Juvenile Court Order Report
Breach of SRO Report (S.144 - non-compliance)
Breach of SRO Report (S.145 - offending)
Combined Juvenile Court Report & Adult PSR
Court Report
Court Conference Referral Report
Juvenile Court Diversion Assessment



Weekly Offender Statistics - Thursday Prisoner Population Report as at 24/02/2011 00:00 hours

Adult Prisoner Population

	Count	% of Total	Previous Count	Variation
Total *	4653		4647	6
Sentenced	3773	81.1%	3781	-8
Remand	859	18.5%	845	14
Aboriginal	1802	38.7%	1792	10
Female	382	8.2%	377	5
Hospital/Lockup	21	0.5%	21	0
Fine Defaulters:				
State ^	10	0.2%	20	-10
Federal	0	0.0%	0	0
By Facility				
Acacia	996	21.4%	991	5
Albany	304	6.5%	306	-2
Bandyup	230	4.9%	227	3
Boronia Pre release	81	1.7%	80	1
Broome	111	2.4%	110	1
Bunbury	319	6.9%	324	-5
Casuarina	558	12.0%	557	1
Eastern Goldfields	128	2.8%	118	10
Greenough	288	6.2%	288	0
Hakea	762	16.4%	771	-9
Karnet	235	5.1%	235	0
Pardelup	87	1.9%	86	1
Roebourne	187	4.0%	188	-1
Woorloo	367	7.9%	366	1
Alternatives to Imprisonment (inc Early release, Bail and Pre-Sentence orders)				
CEO/Short Term Parole	57	6.3%	59	-2
Conditional Bail	178	19.7%	162	16
Cwlth Parole	11	1.2%	11	0
Interstate parole	5	0.6%	5	0
Monitored Bail	0	0.0%	0	0
Pre-Sentence	193	21.4%	193	0
State Parole	402	44.5%	408	-6
Work Rel. or Re-Entry	0	0.0%	0	0

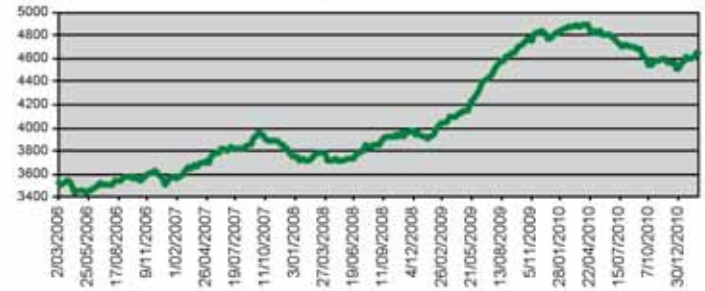
Juvenile Custodial Population

Total	181		177	4
Sentenced	87	48.1%	86	1
Unsentenced	94	51.9%	91	3
Aboriginal	129	71.3%	129	0
Female	16	8.8%	18	-2
Supervised Bail	68		64	4
By Facility				
Banksia Hill	109	60.2%	102	7
Range View	72	39.8%	75	-3

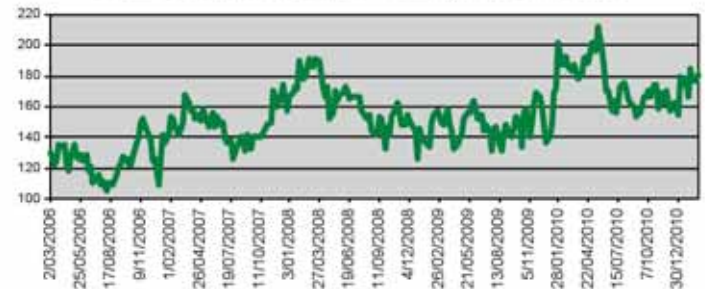
* Includes Hospital/Lockup
^ Includes cases where fine defaulters have a current remand warrant

Trends in Justice - Rolling Five Year History

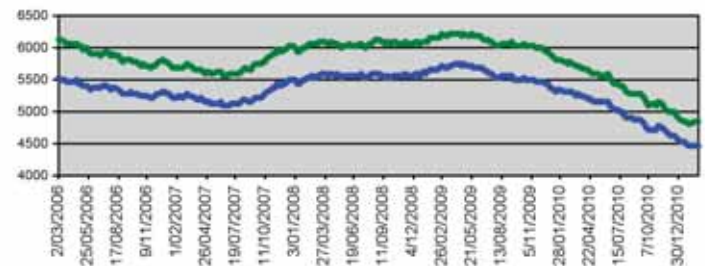
Adult Prisoner Population - Rolling 5 Year Snapshot



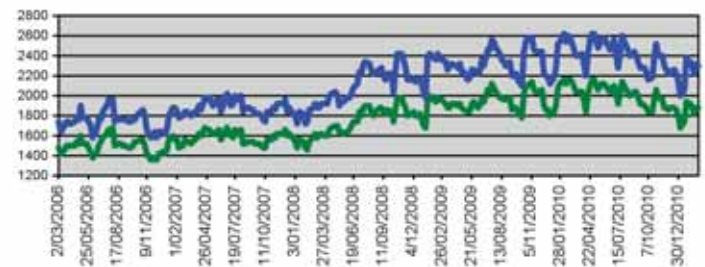
Juvenile Detention Population - Rolling 5 Year Snapshot



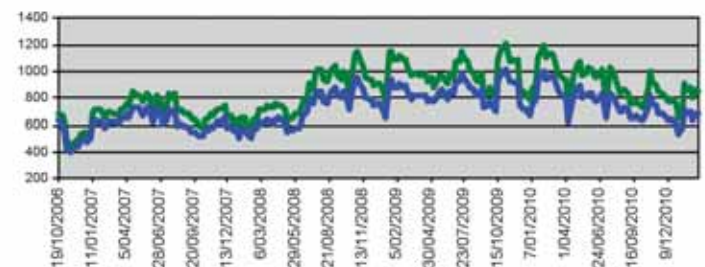
Adult Community Corrections - Orders and Offenders - Rolling 5 Year Snapshot



Juvenile Community Justice - Orders and Offenders - Rolling 5 Year Snapshot



Juvenile Community Justice - JJTeam Referrals and Distinct Persons - Snapshot (Since 19 Oct 2006)





Adult Community Justice Service Orders Valid as at 17/02/2011 00:00 hours														Distinct Persons						
Branch	IS	CB	CSI	DS	PS	PO	HB	CE	PA	WR / RR	WD	Total Count Orders	Distinct Persons Special / High Risk	Variation Total Distinct Persons	Aboriginal Male	Aboriginal Female	Non-Aboriginal Male	Non-Aboriginal Female	Not Recorded	Total Distinct Persons
Albany	16	62	16	0	13	0	12	0	9	0	16	144	4	0	18	14	70	12	0	114
Broome	40	35	18	1	4	1	0	5	4	0	27	135	4	6	85	21	15	5	7	133
Bunbury	70	124	29	2	7	1	5	1	17	0	4	260	15	3	31	24	127	43	2	227
Busselton	30	53	10	0	0	1	1	1	9	0	2	107	2	-1	6	4	67	19	2	98
Camaron	13	37	7	0	0	0	0	0	0	0	0	57	1	0	22	14	15	3	0	54
Central Breach Unit	6	7	1	0	0	0	0	0	0	0	0	14	0	0	1	0	9	3	0	13
Central East Metro	90	123	47	3	6	0	0	3	37	0	7	316	25	7	57	15	178	46	0	296
Central Law Court	0	0	0	0	0	0	1	0	0	0	1	2	0	-1	1	0	1	0	0	2
Central West Metro	92	170	70	0	10	3	20	3	49	0	15	432	28	-2	36	18	274	74	7	409
Cocos/christmas Islands	0	0	0	0	0	0	0	0	0	0	0	0	0	-1	0	0	0	0	0	0
Court Assessment Treatment	0	3	0	0	37	0	27	0	0	0	1	68	31	3	7	2	24	8	1	42
Esperance	12	18	5	0	3	0	4	1	1	0	1	45	2	2	10	6	18	6	1	41
Geraldton	44	110	18	0	0	1	7	4	8	0	2	194	3	3	81	20	65	11	0	177
Halls Creek	28	14	3	0	5	0	0	1	0	0	9	60	0	-3	44	11	1	0	1	57
Kalgoorlie	51	82	14	0	22	0	10	5	7	0	26	217	5	-1	93	51	36	13	1	194
Karratha	14	14	7	0	0	0	0	1	2	0	2	40	4	0	18	7	10	2	0	37
Katanning	9	23	3	0	2	0	0	0	1	0	0	38	1	0	12	7	14	3	0	36
Kununurra	52	29	10	0	13	0	0	1	1	0	28	134	8	4	87	31	4	0	1	123
Mandurah	33	63	23	0	1	1	11	1	9	0	4	146	7	-1	20	3	95	24	1	143
Meekatharra	11	48	3	0	3	0	0	0	0	0	0	65	3	1	41	13	3	0	1	58
Narrogin	12	41	8	0	4	0	0	0	2	0	0	67	4	-4	18	12	24	6	0	60
Newman	9	11	3	0	0	0	0	0	1	0	5	29	0	2	15	7	4	0	2	28
North East Metro	99	135	47	1	10	0	13	6	51	0	8	370	10	-8	55	20	215	60	0	350
North West Metro	174	229	103	0	13	4	19	5	71	0	12	630	20	-15	62	21	415	93	1	592
Northam	22	54	9	0	3	1	0	1	7	0	4	101	3	0	19	11	49	11	1	91
Prison Based Scco's	1	0	0	0	0	0	0	0	0	0	1	1	0	0	0	0	1	0	0	1
Rockingham	61	82	29	0	14	2	13	4	33	0	15	253	7	4	14	7	177	39	1	238
Roebourne	15	10	4	0	0	0	0	3	1	0	8	41	0	0	26	5	9	0	0	40
South East Metro	150	186	63	5	11	1	13	5	55	0	12	501	39	-1	72	20	294	67	10	463
South Hedland	38	17	12	0	2	0	1	4	3	0	0	77	3	-1	44	18	10	2	0	74
South West Coasta	77	114	44	0	10	1	21	2	40	0	4	313	21	-1	35	19	200	41	0	295
TOTAL	1269	1894	606	12	193	17	178	57	418	0	213	4857	250	-5	1030	401	2424	591	40	4486
% of Total Orders	26.13%	39.00%	12.48%	0.25%	3.97%	0.35%	3.66%	1.17%	8.61%	0.00%	4.39%	Average orders/person	1.08		22.96%	8.94%	54.03%	13.17%	0.89%	100.00%



Juvenile Community Justice Service Orders Valid as at 17/02/2011 00:00 hrs											Distinct Persons on Orders											
Branch	AISO	ACBO	IYSO	YCBO	JCRO	CWO	INOR	SRO	BAIL	Total Orders	AB Male	AB Fem	Non AB Male	Non AB Fem	Not Recorded	Total Distinct Persons	Special Risk	Variation Total Distinct Persons on previous week	JJTM Referrals	JJTM Distinct Persons	Reports	Total Services
Albany Branch	0	0	1	2	7	0	1	1	0	11	6	0	4	0	0	10	3	1	0	0	2	13
Broome Branch	0	0	19	15	13	0	0	0	0	47	36	5	2	0	1	44	4	-1	0	0	14	61
Bunbury Branch	0	0	8	19	13	0	0	5	0	45	14	2	25	1	0	42	10	-6	1	1	14	60
Busseton Branch	0	0	2	6	2	1	0	0	0	11	2	0	9	0	0	11	1	0	0	0	1	12
Carnarvon Branch	0	0	2	5	4	0	0	3	0	14	10	1	1	0	0	12	0	-1	29	22	0	43
Central Metro YJS	0	0	29	30	26	0	0	12	0	97	35	13	44	3	1	96	25	-1	0	0	37	134
Christmas & Cocos Islands	0	0	0	0	0	0	0	0	0	0	0	0	0	0	0	0	0	0	0	0	0	0
Esperance Branch	0	0	0	4	3	0	1	1	0	8	3	0	5	0	0	8	1	1	10	9	2	20
Geraldton RYJS	0	0	4	12	5	0	0	1	0	22	12	4	4	0	0	20	7	3	0	0	10	32
Goldfields Y & FSS	0	0	0	0	0	0	0	0	0	0	0	0	0	0	0	0	0	1	0	0	0	0
Halls Creek Branch	0	0	4	3	0	0	0	0	0	7	5	1	0	0	0	6	0	-1	0	0	0	7
Kalgoorlie YJS	0	0	10	20	6	1	1	5	0	42	29	1	6	1	1	38	7	4	2	2	18	62
Karratha Branch	0	0	2	10	6	0	0	3	0	21	13	5	3	0	0	21	3	-1	0	0	1	22
Katanning Branch	0	0	0	0	0	0	0	0	0	0	0	0	0	0	0	0	0	0	0	0	0	0
Kununurra Branch	0	0	8	5	2	0	0	5	0	20	19	1	0	0	0	20	8	2	0	0	10	30
Meekatharra Branch	0	0	7	10	3	0	0	2	0	22	20	0	0	0	0	20	3	1	16	14	4	42
Narrogin Branch	0	0	2	3	3	0	0	0	0	8	6	2	0	0	0	8	2	-3	14	8	3	25
Newman Branch	0	0	1	9	3	0	0	0	0	13	9	1	1	0	0	11	0	1	0	0	6	19
North Metro YJS	0	0	13	60	17	1	3	20	0	111	31	7	64	5	0	107	28	2	0	0	36	147
Northam Branch	0	0	5	7	1	1	0	1	0	15	10	2	2	0	0	14	2	3	4	4	5	24
Roebourne Branch	0	0	4	8	8	0	0	2	0	22	13	6	1	0	0	20	4	-1	0	0	3	25
South East Metro	0	0	34	61	47	1	2	13	0	156	65	12	60	9	3	149	24	-5	0	0	42	198
South Hedland Branch	0	0	0	18	6	0	0	1	0	25	18	4	2	0	0	24	2	-1	0	0	7	32
South West Metro Youth Justice Services	0	0	29	70	32	0	1	16	0	147	51	6	74	8	0	139	24	-4	0	0	39	186
TOTAL Branches	0	0	184	377	207	5	9	91	0	864	407	73	307	27	6	820	158	-6	76	60	254	1194



Juvenile Community Justice Service Orders Valid as at 17/02/2011 00:00 hrs											Distinct Persons on Orders											
Branch	AISO	ACBO	IYSO	YCBO	JCRO	CWO	INOR	SRO	BAIL	Total Orders	AB Male	AB Fem	Non AB Male	Non AB Fem	Not Recorded	Total Distinct Persons	Special Risk	Variation Total Distinct Persons on previous week	JJTM Referrals	JJTM Distinct Persons	Reports	Total Services
Albany JJ Team	0	0	0	0	0	0	0	0	0	0	0	0	0	0	0	0	0	-2	14	13	0	14
Broome JJ Team	0	0	0	0	0	0	0	0	0	0	0	0	0	0	0	0	0	-6	106	68	0	106
Bunbury JJ Team	0	0	0	0	0	0	0	0	0	0	0	0	0	0	0	0	0	0	27	26	0	27
Central Metro JJT	0	0	0	0	0	0	0	0	0	0	0	0	0	0	0	0	-2	55	51	3	58	
Geraldton JJ Team	0	0	0	0	0	0	0	0	0	0	0	0	0	0	0	0	2	18	17	0	18	
Halls Creek JJ Team	0	0	0	0	0	0	0	0	0	0	0	0	0	0	0	0	0	0	22	19	0	22
Kalgoorlie JJ Team	0	0	0	0	0	0	0	0	0	0	0	0	0	0	0	0	11	22	19	0	22	
Karratha JJ Team	0	0	0	0	0	0	0	0	0	0	0	0	0	0	0	0	0	0	28	25	0	28
Kununurra JJ Team	0	0	0	0	0	0	0	0	0	0	0	0	0	0	0	0	-2	119	67	0	119	
Newman JJ Team	0	0	0	0	0	0	0	0	0	0	0	0	0	0	0	0	2	24	18	0	24	
North Metro JJ Team	0	0	0	0	0	0	0	0	0	0	0	0	0	0	0	0	8	64	61	0	64	
Northam JJ Team	0	0	0	0	0	0	0	0	0	0	0	0	0	0	0	0	0	15	14	0	15	
Roebourne JJ Team	0	0	0	0	0	0	0	0	0	0	0	0	0	0	0	0	0	23	17	0	23	
South East Metro JJ Team	0	0	0	0	0	0	0	0	0	0	0	0	0	0	0	0	0	96	83	2	98	
South Hedland JJ Team	0	0	0	0	0	0	0	0	0	0	0	0	0	0	0	0	0	14	12	0	14	
South West Metro JJ Team	0	0	0	0	0	0	0	0	0	0	0	0	0	0	0	0	-8	126	112	9	135	
TOTAL JJ Team	0	0	0	0	0	0	0	0	0	0	0	0	0	0	0	0	3	773	622	14	787	
Court Assessment and Treatment Service	0	0	0	0	0	0	0	0	0	0	0	0	0	0	0	0	2	0	0	18	18	
Geraldton Y & FSS	0	1	0	0	0	0	0	0	0	1	0	0	1	0	0	1	-2	0	0	0	1	
Killara Youth Services	0	0	0	0	0	0	0	0	0	0	0	0	0	0	0	0	-5	0	0	0	0	
TOTAL Others	0	1	0	0	0	0	0	0	0	1	0	0	1	0	1	4	-5	0	0	18	19	
Not Recorded	0	0	0	0	0	0	0	0	0	0	0	0	0	0	0	0	0	0	0	0	0	0
TOTAL Not Recorded	0	0	0	0	0	0	0	0	0	0	0	0	0	0	0	0	0	0	0	0	0	0
GRAND TOTAL	0	1	184	377	207	5	9	91	0	865	407	73	308	27	6	821	163	-8	849	682	286	2000
% of Total Orders	0.00%	0.12%	21.27%	43.58%	23.93%	0.58%	1.04%	10.52%	0.00%	100.00%	49.57%	8.89%	37.52%	3.29%	0.73%	Average Supervised Orders / Person		1.05				



Adults Offenders in Custody as at 24/02/2011 00:00 Hours. Count by Facility, Status, Ethnicity and Gender.

This includes all persons in workcamps and in hospital and lockup.

FACILITY	Sentenced							Unsentenced							Total
	Aboriginal			Non-Aboriginal			Total	Aboriginal			Non-Aboriginal			Total	
	MALE	FEMALE	Total	MALE	FEMALE	Total		MALE	FEMALE	Total	MALE	FEMALE	Total		
ACACIA PRISON	380	0	380	615	0	615	995	1	0	1	0	0	0	1	996
ALBANY REGIONAL PRISON	80	0	80	179	0	179	259	6	0	6	39	0	39	45	304
BANDYUP WOMENS PRISON	0	69	69	0	103	103	172	0	29	29	0	29	29	58	230
BORONIA PRE RELEASE CENTRE	0	14	14	0	67	67	81	0	0	0	0	0	0	0	81
BROOME REGIONAL PRISON	77	6	83	9	1	10	93	15	3	18	0	0	0	18	111
BUNBURY REGIONAL PRISON	53	0	53	244	0	244	297	5	0	5	17	0	17	22	319
CASUARINA PRISON	210	0	210	319	0	319	529	8	0	8	21	0	21	29	558
EASTERN GOLDFIELDS REGIONAL PRISON	61	11	72	22	3	25	97	13	3	16	14	1	15	31	128
GREENOUGH REGIONAL PRISON	186	15	201	35	4	39	240	41	5	46	2	0	2	48	288
HAKEA PRISON	63	0	63	154	0	154	217	191	0	191	354	0	354	545	762
KARNET PRISON FARM	24	0	24	211	0	211	235	0	0	0	0	0	0	0	235
PARDELUP PRISON FARM	6	0	6	81	0	81	87	0	0	0	0	0	0	0	87
ROEBOURNE REGIONAL PRISON	102	12	114	9	0	9	123	53	7	60	4	0	4	64	187
WOOROLOO PRISON FARM	53	0	53	313	0	313	366	0	0	0	1	0	1	1	367
Total	1295	127	1422	2191	178	2369	3791	333	47	380	452	30	482	862	4653



Juvenile Offenders in Detention as at 24/02/2011 00:00 Hours. Count by Facility, Status, Ethnicity and Gender.

FACILITY	Sentenced						Unsentenced						Total	
	Aboriginal			Non-Aboriginal		Total	Aboriginal			Non-Aboriginal		Total		
	MALE	FEMALE	Total	MALE	Total		MALE	FEMALE	Total	MALE	FEMALE			Total
BANKSIA HILL DETENTION CENTRE	58	1	59	23	23	82	21	0	21	6	0	6	27	109
RANGEVIEW REMAND CENTRE	1	3	4	1	1	5	36	9	45	19	3	22	67	72
Total	59	4	63	24	24	87	57	9	66	25	3	28	94	181



Prisoners in Custody of Hospital or Police Lockup as at 24/02/2011 00:00 Hours.

Parent Facility and Prisoner Locations		Sentenced					Unsentenced			Total
		Aboriginal		Non-Aboriginal		Total	Aboriginal	Non-Aboriginal	Total	
		MALE	FEMALE	MALE	FEMALE		MALE	MALE		
BANDYUP WOMENS PRISON	BAND EU LONGTERM HOSPITAL	0	0	0	1	1	0	0	0	1
CASUARINA PRISON	CASU EU LONGTERM HOSPITAL	1	0	4	0	5	1	0	1	6
HAKE EU LONGTERM HOSPITAL	GRAYLANDS HOSPITAL	1	0	0	0	1	0	2	2	3
HAKEA PRISON	HAKE EU LONGTERM HOSPITAL	1	0	0	0	1	0	0	0	1
	HAKE EU POLICE LOCKUP	0	0	8	0	8	0	0	0	8
WOOR EU POLICE LOCKUP	JOONDALUP LOCKUP	0	0	1	0	1	0	0	0	1
BAND EU LONGTERM HOSPITAL	KING EDWARD HOSPITAL	0	1	0	0	1	0	0	0	1
Total		3	1	13	1	18	1	2	3	21



Prisoners in Custody of WorkCamp as at 24/02/2011 00:00 Hours.

Parent Facility and WorkCamp Locations		Sentenced			Total
		Aboriginal	Non-Aboriginal	Total	
		MALE	MALE		
BROOME REGIONAL PRISON	BUNGARUN WORKCAMP	7	1	8	8
BROOME REGIONAL PRISON	WYNDHAM WORK CAMP	14	2	16	16
EASTERN GOLDFIELDS REGIONAL PRISON	MT. MORGANS WORKCAMP	8	2	10	10
PARDELUP PRISON FARM	WALPOLE WORK CAMP	0	11	11	11
WOOROLOO PRISON FARM	KELLERBERRIN WORKCAMP	2	7	9	9
Total		31	23	54	54