



Weekly Offender Statistics (WOS) Report as at 17/02/2011 00:00 hours



Performance and Statistics

Department of Corrective Services

Generated On: 17/02/2011 9:35:34 AM

Generated by: JUSTICE\GrzelecA



Report Notes

Report Title Weekly Offender Statistics (WOS) Report

Report Designer Performance and Statistics Team

Last Modified

Report Data Source WOSdb in the Analysis Platform

Data Guidelines

This report shows a weekly snapshot of the Adult and Juvenile custodial systems and the variation between weekly snapshots as well as a rolling five year history of the snapshot reports in graphical form.



Legend:

Adult OrderType Codes

- CB - Community Based Orders
- CE - CEO Parole / Short Term Parole Orders
- CSI - Conditional Suspended Imprisonment Orders
- DS - Dangerous Sex Offender Orders
- HB - Conditional/ Monitored Bail Orders
- IS - Intensive Supervision Orders
- PA - Parole Orders
- PO - Probation Orders
- PS - Pre-Sentence Orders
- WD - Work and Development Orders
- WR/RR - Work Release or ReEntry Release Orders



Legend: Juvenile OrderTypes

AISO - Adult Intensive Supervision Order
ACBO - Adult Community Based Order
BAIL - Supervising Bail
CONF - Court Conferencing Referral
CUST - Juvenile Detention Support
CWO - Community Work Order
DBWT - Deferred Bench Warrant
INOR - Interstate Order
IYSO - Intensive Youth Supervision Order
JCRO - Juvenile Conditional Release Order
JTMP - Juvenile Drug Court (CATS) Treatment
Mgmt Plan
JJTM - JJ Team Referral
PREV - Prevention
PRIS - Adult Prison Support
SRO - Supervised Release Order
YCBO - Youth Community Based Order

All Reports:

Includes: Adult Pre-sentence Report
Breach of Adult Court Order Report
Breach of Juvenile Court Order Report
Breach of SRO Report (S.144 - non-compliance)
Breach of SRO Report (S.145 - offending)
Combined Juvenile Court Report & Adult PSR
Court Report
Court Conference Referral Report
Juvenile Court Diversion Assessment



Weekly Offender Statistics - Thursday Prisoner Population Report as at 17/02/2011 00:00 hours

Adult Prisoner Population

	Count	% of Total	Previous Count	Variation
Total *	4647		4619	28
Sentenced	3781	81.4%	3771	10
Remand	845	18.2%	829	16
Aboriginal	1792	38.6%	1781	11
Female	377	8.1%	376	1
Hospital/Lockup	21	0.5%	19	2
Fine Defaulters:				
State ^	20	0.4%	26	-6
Federal	0	0.0%	0	0
By Facility				
Acacia	991	21.3%	998	-7
Albany	306	6.6%	304	2
Bandyup	227	4.9%	229	-2
Boronia Pre release	80	1.7%	80	0
Broome	110	2.4%	110	0
Bunbury	324	7.0%	324	0
Casuarina	557	12.0%	563	-6
Eastern Goldfields	118	2.5%	112	6
Greenough	288	6.2%	290	-2
Hakea	771	16.6%	741	30
Karnet	235	5.1%	237	-2
Pardelup	86	1.9%	88	-2
Roebourne	188	4.0%	185	3
Woorloo	366	7.9%	358	8
Alternatives to Imprisonment (inc Early release, Bail and Pre-Sentence orders)				
CEO/Short Term Parole	59	6.6%	58	1
Conditional Bail	162	18.1%	161	1
Cwlth Parole	11	1.2%	11	0
Interstate parole	5	0.6%	4	1
Monitored Bail	0	0.0%	0	0
Pre-Sentence	193	21.5%	193	0
State Parole	408	45.5%	405	3
Work Rel. or Re-Entry	0	0.0%	0	0

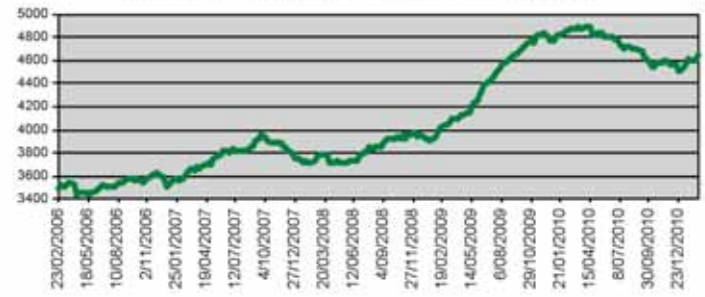
Juvenile Custodial Population

Total	177		177	0
Sentenced	86	48.6%	90	-4
Unsentenced	91	51.4%	87	4
Aboriginal	129	72.9%	124	5
Female	18	10.2%	12	6
Supervised Bail	64		64	0
By Facility				
Banksia Hill	102	57.6%	110	-8
Range View	75	42.4%	67	8

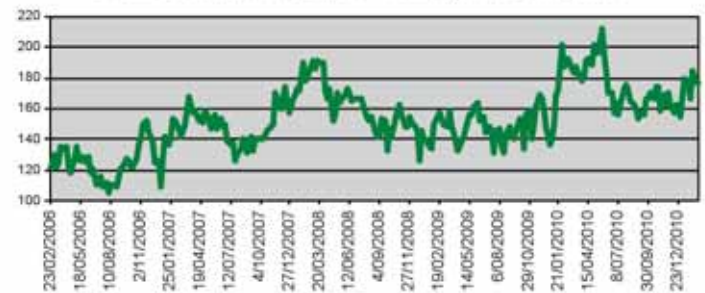
* Includes Hospital/Lockup
^ Includes cases where fine defaulters have a current remand warrant

Trends in Justice - Rolling Five Year History

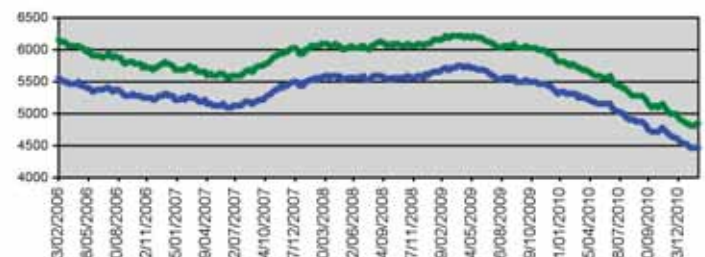
Adult Prisoner Population - Rolling 5 Year Snapshot



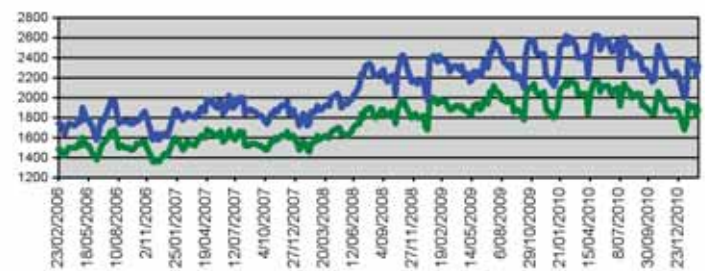
Juvenile Detention Population - Rolling 5 Year Snapshot



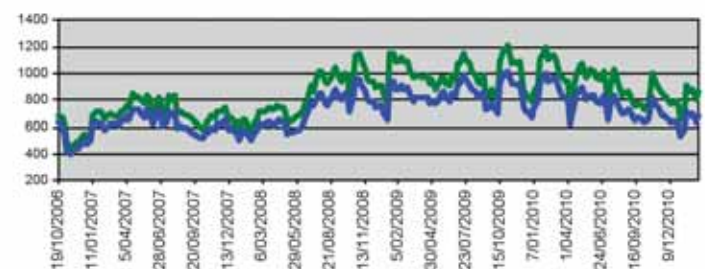
Adult Community Corrections - Orders and Offenders - Rolling 5 Year Snapshot



Juvenile Community Justice - Orders and Offenders - Rolling 5 Year Snapshot



Juvenile Community Justice - JJTeam Referrals and Distinct Persons - Snapshot (Since 19 Oct 2006)





Adult Community Justice Service Orders Valid as at 10/02/2011 00:00 hours													Distinct Persons							
Branch	IS	CB	CSI	DS	PS	PO	HB	CE	PA	WR / RR	WD	Total Count Orders	Distinct Persons Special / High Risk	Variation Total Distinct Persons	Aboriginal Male	Aboriginal Female	Non-Aboriginal Male	Non-Aboriginal Female	Not Recorded	Total Distinct Persons
Albany	16	63	17	0	13	0	13	0	8	0	14	144	4	-4	18	15	68	13	0	114
Broome	39	37	18	1	4	1	0	5	4	0	22	131	6	-1	84	20	15	5	3	127
Bunbury	69	122	28	2	7	1	5	1	17	0	4	256	14	-1	29	24	126	43	2	224
Busselton	32	51	10	0	0	1	1	1	9	0	2	107	1	-1	6	5	63	21	4	99
Camaron	13	37	7	0	0	0	0	0	0	0	0	57	1	-1	22	14	15	3	0	54
Central Breach Unit	4	9	1	0	0	0	0	0	0	0	0	14	0	0	1	1	8	3	0	13
Central East Metro	87	123	46	3	5	0	0	3	36	0	6	309	23	-2	55	15	176	43	0	289
Central Law Court	0	0	0	0	0	0	2	0	0	0	1	3	0	0	1	0	2	0	0	3
Central West Metro	92	175	68	0	10	3	19	3	48	0	16	434	30	-3	34	20	276	75	6	411
Cocos/christmas Islands	1	0	0	0	0	0	0	0	0	0	0	1	0	0	0	0	1	0	0	1
Court Assessment Treatment	0	3	0	0	35	0	13	0	0	0	1	52	30	2	7	2	22	7	1	39
Esperance	13	15	7	0	3	0	4	1	1	0	0	44	2	0	9	6	18	6	0	39
Geraldton	42	109	18	0	0	1	7	4	8	0	2	191	3	-2	80	20	63	11	0	174
Halls Creek	28	13	3	0	5	0	0	1	0	0	12	62	0	-5	46	11	1	0	2	60
Kalgoorlie	53	84	14	0	22	0	10	4	6	0	27	220	5	-3	92	52	36	13	2	195
Karratha	14	13	7	0	0	0	0	1	3	0	2	40	4	-1	16	7	12	2	0	37
Katanning	8	24	4	0	2	0	0	0	1	0	0	39	0	1	11	7	15	3	0	36
Kununurra	48	29	10	0	14	0	0	1	2	0	26	130	8	1	84	30	5	0	0	119
Mandurah	34	65	23	0	2	1	10	0	10	0	3	148	5	-1	18	3	96	25	2	144
Meekatharra	11	47	3	0	3	0	0	0	0	0	0	64	3	2	42	13	2	0	0	57
Narrogin	12	45	8	0	4	0	0	0	2	0	0	71	4	4	19	14	25	6	0	64
Newman	10	9	3	0	0	0	0	0	1	0	3	26	0	4	13	7	5	0	1	26
North East Metro	100	137	47	1	10	0	14	8	54	0	8	379	12	2	57	21	221	59	0	358
North West Metro	179	233	104	0	13	4	19	5	73	0	13	643	24	3	64	22	423	97	1	607
Northam	22	53	9	0	2	0	0	1	8	0	5	100	4	-1	18	12	49	11	1	91
Prison Based Scco's	1	0	0	0	0	0	0	0	0	0	0	1	0	0	0	0	1	0	0	1
Rockingham	62	78	30	0	15	2	7	6	31	0	17	248	8	2	15	6	172	39	2	234
Roebourne	15	10	4	0	0	0	0	3	1	0	8	41	0	1	24	5	9	0	2	40
South East Metro	146	187	64	5	11	1	16	4	58	0	9	501	39	5	71	20	297	68	8	464
South Hedland	38	17	12	0	2	0	1	5	3	0	0	78	3	1	46	17	10	2	0	75
South West Coasta	77	114	45	0	11	1	21	2	40	0	4	315	19	-4	36	18	202	40	0	296
TOTAL	1266	1902	610	12	193	16	162	59	424	0	205	4849	252	-2	1018	407	2434	595	37	4491
% of Total Orders	26.11%	39.22%	12.58%	0.25%	3.98%	0.33%	3.34%	1.22%	8.74%	0.00%	4.23%	Average orders/person	1.08		22.67%	9.06%	54.20%	13.25%	0.82%	100.00%



Juvenile Community Justice Service Orders Valid as at 10/02/2011 00:00 hrs											Distinct Persons on Orders											
Branch	AISO	ACBO	IYSO	YCBO	JCRO	CWO	INOR	SRO	BAIL	Total Orders	AB Male	AB Fem	Non AB Male	Non AB Fem	Not Recorded	Total Distinct Persons	Special Risk	Variation Total Distinct Persons on previous week	JJTM Referrals	JJTM Distinct Persons	Reports	Total Services
Albany Branch	0	0	1	2	6	0	1	0	0	9	5	0	3	0	0	8	3	-15	0	0	2	11
Broome Branch	0	0	18	16	13	0	0	0	0	47	36	5	3	0	1	45	5	3	0	0	16	63
Bunbury Branch	0	0	10	23	14	0	0	5	0	52	18	2	28	0	0	48	10	4	0	0	15	67
Busseton Branch	0	0	2	5	2	1	0	0	0	10	2	0	8	0	0	10	1	1	0	0	2	12
Carnarvon Branch	0	0	2	6	4	0	0	3	0	15	11	1	1	0	0	13	0	0	29	22	1	45
Central Metro YJS	0	0	28	34	28	0	0	13	0	103	38	14	45	3	1	101	26	0	0	0	40	143
Christmas & Cocos Islands	0	0	0	0	0	0	0	0	0	0	0	0	0	0	0	0	0	0	0	0	0	0
Esperance Branch	0	0	0	2	1	0	1	1	0	4	1	0	3	0	0	4	1	8	11	10	6	21
Geraldton RYJS	0	0	4	12	5	0	0	0	0	21	12	4	3	0	0	19	5	0	0	0	6	27
Goldfields Y & FSS	0	0	0	0	0	0	0	0	0	0	0	0	0	0	0	0	0	-1	0	0	0	0
Halls Creek Branch	0	0	3	4	0	0	0	0	0	7	5	1	0	0	0	6	0	-1	0	0	3	10
Kalgoorlie YJS	0	0	11	19	5	1	1	4	0	40	27	1	6	1	1	36	7	1	4	4	13	57
Karratha Branch	0	0	2	11	6	0	0	3	0	22	14	5	2	0	1	22	3	-1	0	0	2	24
Katanning Branch	0	0	0	0	0	0	0	0	0	0	0	0	0	0	0	0	0	0	0	0	0	0
Kununurra Branch	0	0	9	4	2	0	0	5	0	20	19	1	0	0	0	20	8	-3	0	0	10	30
Meekatharra Branch	0	0	7	11	3	0	0	2	0	23	20	0	0	0	0	20	3	10	12	12	5	40
Narrogin Branch	0	0	2	4	3	0	0	0	0	9	6	3	0	0	0	9	2	-2	17	10	3	29
Newman Branch	0	0	1	7	3	0	0	0	0	11	9	0	1	0	0	10	0	1	0	0	6	17
North Metro YJS	0	0	15	59	20	1	3	20	0	115	32	7	63	6	0	108	28	-1	0	0	27	142
Northam Branch	0	0	5	8	1	1	0	1	0	16	11	2	2	0	0	15	1	2	2	2	3	21
Roebourne Branch	0	0	4	8	8	0	0	2	0	22	13	6	1	0	0	20	4	1	0	0	5	27
South East Metro	0	0	34	72	49	1	2	13	0	169	66	11	69	12	3	161	23	7	0	0	36	205
South Hedland Branch	0	0	0	19	6	0	0	1	0	26	19	4	2	0	0	25	3	-3	0	0	5	31
South West Metro Youth Justice Services	0	0	29	66	32	0	2	16	0	143	49	6	73	7	0	135	23	5	0	0	43	186
TOTAL Branches	0	0	187	392	211	5	10	89	0	884	413	73	313	29	7	835	156	16	75	60	249	1208



Juvenile Community Justice Service Orders Valid as at 10/02/2011 00:00 hrs											Distinct Persons on Orders											
Branch	AISO	ACBO	IYSO	YCBO	JCRO	CWO	INOR	SRO	BAIL	Total Orders	AB Male	AB Fem	Non AB Male	Non AB Fem	Not Recorded	Total Distinct Persons	Special Risk	Variation Total Distinct Persons on previous week	JJTM Referrals	JJTM Distinct Persons	Reports	Total Services
Albany JJ Team	0	0	0	0	0	0	0	0	0	0	0	0	0	0	0	0	0	15	16	15	0	16
Broome JJ Team	0	0	0	0	0	0	0	0	0	0	0	0	0	0	0	0	0	2	117	74	0	117
Bunbury JJ Team	0	0	0	0	0	0	0	0	0	0	0	0	0	0	0	0	0	0	28	27	0	28
Central Metro JJT	0	0	0	0	0	0	0	0	0	0	0	0	0	0	0	0	-1	58	53	0	58	
Geraldton JJ Team	0	0	0	0	0	0	0	0	0	0	0	0	0	0	0	0	1	16	14	0	16	
Halls Creek JJ Team	0	0	0	0	0	0	0	0	0	0	0	0	0	0	0	0	5	22	19	0	22	
Kalgoorlie JJ Team	0	0	0	0	0	0	0	0	0	0	0	0	0	0	0	0	1	12	10	0	12	
Karratha JJ Team	0	0	0	0	0	0	0	0	0	0	0	0	0	0	0	0	-1	28	25	0	28	
Kununurra JJ Team	0	0	0	0	0	0	0	0	0	0	0	0	0	0	0	0	0	124	69	0	124	
Newman JJ Team	0	0	0	0	0	0	0	0	0	0	0	0	0	0	0	0	-1	22	16	0	22	
North Metro JJ Team	0	0	0	0	0	0	0	0	0	0	0	0	0	0	0	0	8	59	54	0	59	
Northam JJ Team	0	0	0	0	0	0	0	0	0	0	0	0	0	0	0	0	3	15	14	0	15	
Roebourne JJ Team	0	0	0	0	0	0	0	0	0	0	0	0	0	0	0	0	0	23	17	0	23	
South East Metro JJ Team	0	0	0	0	0	0	0	0	0	0	0	0	0	0	0	0	18	98	83	0	98	
South Hedland JJ Team	0	0	0	0	0	0	0	0	0	0	0	0	0	0	0	0	0	16	12	0	16	
South West Metro JJ Team	0	0	0	0	0	0	0	0	0	0	0	0	0	0	0	0	-1	138	123	7	145	
TOTAL JJ Team	0	0	0	0	0	0	0	0	0	0	0	0	0	0	0	0	49	792	625	7	799	
Court Assessment and Treatment Service	0	0	0	0	0	0	0	0	0	0	0	0	0	0	0	0	2	1	0	0	16	16
Geraldton Y & FSS	0	1	0	0	0	0	0	0	0	1	0	0	1	0	0	1	2	0	0	0	0	1
Killara Youth Services	0	0	0	0	0	0	0	0	0	0	0	0	0	0	0	0	1	0	0	0	0	0
TOTAL Others	0	1	0	0	0	0	0	0	0	1	0	0	1	0	0	1	3	4	0	0	16	17
Not Recorded	0	0	0	0	0	0	0	0	0	0	0	0	0	0	0	0	0	0	0	0	0	0
TOTAL Not Recorded	0	0	0	0	0	0	0	0	0	0	0	0	0	0	0	0	0	0	0	0	0	0
GRAND TOTAL	0	1	187	392	211	5	10	89	0	885	413	73	314	29	7	836	159	69	867	685	272	2024
% of Total Orders	0.00%	0.11%	21.13%	44.29%	23.84%	0.56%	1.13%	10.06%	0.00%	100.00%	49.40%	8.73%	37.56%	3.47%	0.84%	Average Supervised Orders / Person		1.06				



Adults Offenders in Custody as at 17/02/2011 00:00 Hours. Count by Facility, Status, Ethnicity and Gender.

This includes all persons in workcamps and in hospital and lockup.

FACILITY	Sentenced							Unsentenced							Total
	Aboriginal			Non-Aboriginal			Total	Aboriginal			Non-Aboriginal			Total	
	MALE	FEMALE	Total	MALE	FEMALE	Total		MALE	FEMALE	Total	MALE	FEMALE	Total		
ACACIA PRISON	376	0	376	614	0	614	990	1	0	1	0	0	0	1	991
ALBANY REGIONAL PRISON	81	0	81	181	0	181	262	6	0	6	38	0	38	44	306
BANDYUP WOMENS PRISON	0	66	66	0	105	105	171	0	30	30	0	26	26	56	227
BORONIA PRE RELEASE CENTRE	0	14	14	0	66	66	80	0	0	0	0	0	0	0	80
BROOME REGIONAL PRISON	79	6	85	11	1	12	97	11	2	13	0	0	0	13	110
BUNBURY REGIONAL PRISON	53	0	53	246	0	246	299	5	0	5	20	0	20	25	324
CASUARINA PRISON	212	0	212	317	0	317	529	8	0	8	20	0	20	28	557
EASTERN GOLDFIELDS REGIONAL PRISON	58	10	68	22	3	25	93	10	3	13	12	0	12	25	118
GREENOUGH REGIONAL PRISON	187	17	204	34	4	38	242	40	3	43	3	0	3	46	288
HAKEA PRISON	61	0	61	159	0	159	220	195	0	195	356	0	356	551	771
KARNET PRISON FARM	24	0	24	211	0	211	235	0	0	0	0	0	0	0	235
PARDELUP PRISON FARM	6	0	6	80	0	80	86	0	0	0	0	0	0	0	86
ROEBOURNE REGIONAL PRISON	106	13	119	9	0	9	128	48	8	56	4	0	4	60	188
WOOROLOO PRISON FARM	53	0	53	312	0	312	365	0	0	0	1	0	1	1	366
Total	1296	126	1422	2196	179	2375	3797	324	46	370	454	26	480	850	4647



Juvenile Offenders in Detention as at 17/02/2011 00:00 Hours. Count by Facility, Status, Ethnicity and Gender.

FACILITY	Sentenced						Unsentenced						Total	
	Aboriginal			Non-Aboriginal		Total	Aboriginal			Non-Aboriginal		Total		
	MALE	FEMALE	Total	MALE	Total		MALE	FEMALE	Total	MALE	FEMALE			Total
BANKSIA HILL DETENTION CENTRE	57	0	57	21	21	78	20	0	20	4	0	4	24	102
RANGEVIEW REMAND CENTRE	1	5	6	2	2	8	36	10	46	18	3	21	67	75
Total	58	5	63	23	23	86	56	10	66	22	3	25	91	177



Prisoners in Custody of Hospital or Police Lockup as at 17/02/2011 00:00 Hours.

Parent Facility and Prisoner Locations		Sentenced				Unsentenced		Total
		Aboriginal		Non-Aboriginal	Total	Non-Aboriginal	Total	
		MALE	FEMALE	MALE		MALE		
CASUARINA PRISON	CASU EU LONGTERM HOSPITAL	1	0	3	4	1	1	5
HAKE EU LONGTERM HOSPITAL	GRAYLANDS HOSPITAL	1	0	0	1	3	3	4
HAKEA PRISON	HAKE EU LONGTERM HOSPITAL	1	0	0	1	0	0	1
	HAKE EU POLICE LOCKUP	0	0	8	8	0	0	8
WOOR EU POLICE LOCKUP	JOONDALUP LOCKUP	0	0	1	1	0	0	1
BAND EU LONGTERM HOSPITAL	KING EDWARD HOSPITAL	0	2	0	2	0	0	2
Total		3	2	12	17	4	4	21



Prisoners in Custody of WorkCamp as at 17/02/2011 00:00 Hours.

Parent Facility and WorkCamp Locations		Sentenced			Total
		Aboriginal	Non-Aboriginal	Total	
		MALE	MALE		
BROOME REGIONAL PRISON	BUNGARUN WORKCAMP	7	1	8	8
BROOME REGIONAL PRISON	WYNDHAM WORK CAMP	14	2	16	16
EASTERN GOLDFIELDS REGIONAL PRISON	MT. MORGANS WORKCAMP	9	2	11	11
PARDELUP PRISON FARM	WALPOLE WORK CAMP	0	10	10	10
ROEBOURNE REGIONAL PRISON	MILLSTREAM WORKCAMP	10	2	12	12
WOOROLOO PRISON FARM	KELLERBERRIN WORKCAMP	2	8	10	10
Total		42	25	67	67