



## Weekly Offender Statistics (WOS) Report as at 10/02/2011 00:00 hours



### Performance and Statistics

#### Department of Corrective Services

Generated On: 10/02/2011 10:47:28 AM

Generated by: JUSTICE\GrzelecA



## Report Notes

---

**Report Title** Weekly Offender Statistics (WOS) Report

**Report Designer** Performance and Statistics Team

**Last Modified**

**Report Data Source** WOSdb in the Analysis Platform

### Data Guidelines

This report shows a weekly snapshot of the Adult and Juvenile custodial systems and the variation between weekly snapshots as well as a rolling five year history of the snapshot reports in graphical form.



**Legend:**

**Adult OrderType Codes**

- CB - Community Based Orders
- CE - CEO Parole / Short Term Parole Orders
- CSI - Conditional Suspended Imprisonment Orders
- DS - Dangerous Sex Offender Orders
- HB - Conditional/ Monitored Bail Orders
- IS - Intensive Supervision Orders
- PA - Parole Orders
- PO - Probation Orders
- PS - Pre-Sentence Orders
- WD - Work and Development Orders
- WR/RR - Work Release or ReEntry Release Orders



**Legend:      Juvenile OrderTypes**

- AISO - Adult Intensive Supervision Order
- ACBO - Adult Community Based Order
- BAIL - Supervising Bail
- CONF - Court Conferencing Referral
- CUST - Juvenile Detention Support
- CWO - Community Work Order
- DBWT - Deferred Bench Warrant
- INOR - Interstate Order
- IYSO - Intensive Youth Supervision Order
- JCRO - Juvenile Conditional Release Order
- JTMP - Juvenile Drug Court (CATS) Treatment Mgmt Plan
- JJTM - JJ Team Referral
- PREV - Prevention
- PRIS - Adult Prison Support
- SRO - Supervised Release Order
- YCBO - Youth Community Based Order

**All Reports:**

- Includes:**
- Adult Pre-sentence Report
  - Breach of Adult Court Order Report
  - Breach of Juvenile Court Order Report
  - Breach of SRO Report (S.144 - non-compliance)
  - Breach of SRO Report (S.145 - offending)
  - Combined Juvenile Court Report & Adult PSR Court Report
  - Court Conference Referral Report
  - Juvenile Court Diversion Assessment



Weekly Offender Statistics - Thursday Prisoner Population Report as at 10/02/2011 00:00 hours

Adult Prisoner Population

	Count	% of Total	Previous Count	Variation
Total *	4619		4605	14
Sentenced	3771	81.6%	3765	6
Remand	829	17.9%	819	10
Aboriginal	1781	38.6%	1773	8
Female	376	8.1%	364	12
Hospital/Lockup	19	0.4%	21	-2
Fine Defaulters:				
State ^	26	0.6%	31	-5
Federal	0	0.0%	0	0
By Facility				
Acacia	998	21.6%	989	9
Albany	304	6.6%	303	1
Bandyup	229	5.0%	223	6
Boronia Pre release	80	1.7%	80	0
Broome	110	2.4%	103	7
Bunbury	324	7.0%	326	-2
Casuarina	563	12.2%	569	-6
Eastern Goldfields	112	2.4%	113	-1
Greenough	290	6.3%	295	-5
Hakea	741	16.0%	754	-13
Karnet	237	5.1%	233	4
Pardelup	88	1.9%	90	-2
Roeboorne	185	4.0%	170	15
Woorloo	358	7.8%	357	1
Alternatives to Imprisonment (inc Early release, Bail and Pre-Sentence orders)				
CEO/Short Term Parole	58	6.5%	61	-3
Conditional Bail	161	18.1%	168	-7
Cwlth Parole	11	1.2%	11	0
Interstate parole	4	0.4%	4	0
Monitored Bail	0	0.0%	0	0
Pre-Sentence	193	21.7%	192	1
State Parole	405	45.5%	405	0
Work Rel. or Re-Entry	0	0.0%	0	0

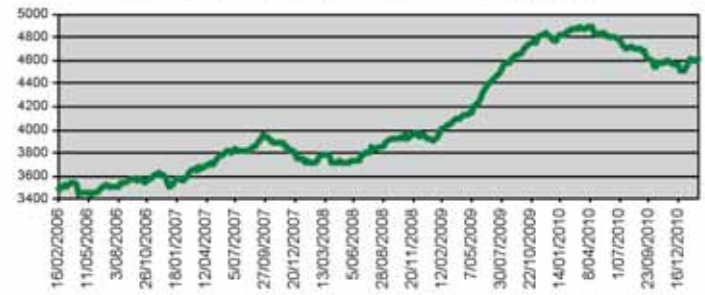
Juvenile Custodial Population

Total	177		184	-7
Sentenced	90	50.8%	88	2
Unsentenced	87	49.2%	96	-9
Aboriginal	124	70.1%	126	-2
Female	12	6.8%	14	-2
Supervised Bail	64		70	-6
By Facility				
Banksia Hill	110	62.1%	112	-2
Range View	67	37.9%	72	-5

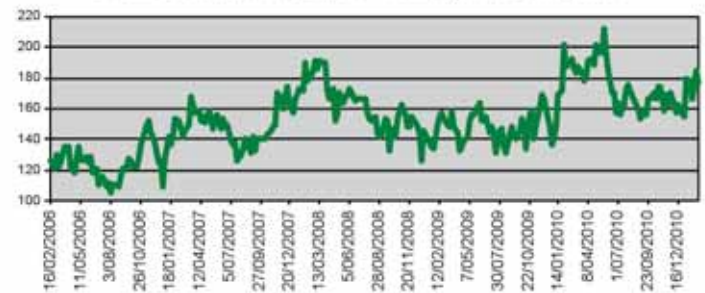
\* Includes Hospital/Lockup  
^ Includes cases where fine defaulters have a current remand warrant

Trends in Justice - Rolling Five Year History

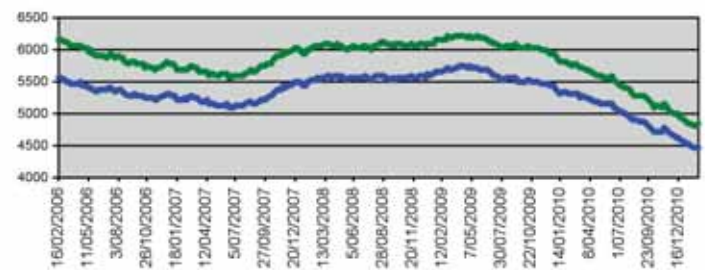
Adult Prisoner Population - Rolling 5 Year Snapshot



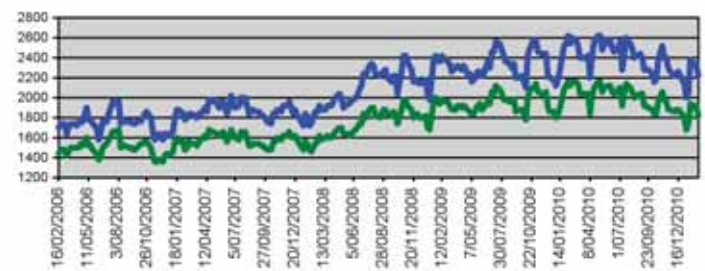
Juvenile Detention Population - Rolling 5 Year Snapshot



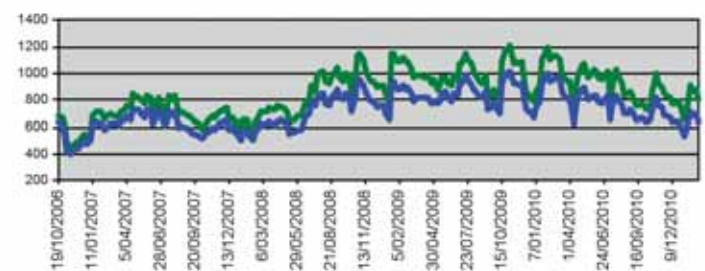
Adult Community Corrections - Orders and Offenders - Rolling 5 Year Snapshot



Juvenile Community Justice - Orders and Offenders - Rolling 5 Year Snapshot



Juvenile Community Justice - JJTeam Referrals and Distinct Persons - Snapshot (Since 19 Oct 2006)





Adult Community Justice Service Orders Valid as at 3/02/2011 00:00 hours													Distinct Persons							
Branch	IS	CB	CSI	DS	PS	PO	HB	CE	PA	WR / RR	WD	Total Count Orders	Distinct Persons Special / High Risk	Variation Total Distinct Persons	Aboriginal Male	Aboriginal Female	Non-Aboriginal Male	Non-Aboriginal Female	Not Recorded	Total Distinct Persons
Albany	17	65	17	0	14	0	13	0	8	0	13	147	4	5	19	15	71	13	0	118
Broome	40	37	16	1	4	1	0	5	4	0	24	132	6	5	86	18	15	5	4	128
Bunbury	69	122	29	2	6	1	5	1	18	0	4	257	14	-3	29	24	128	42	2	225
Busselton	31	51	12	0	0	1	2	0	9	0	3	109	2	2	6	5	63	21	5	100
Camaron	14	36	7	0	0	0	0	0	0	0	0	57	1	1	23	14	15	3	0	55
Central Breach Unit	4	9	1	0	0	0	0	0	0	0	0	14	0	2	1	1	7	4	0	13
Central East Metro	90	124	47	3	5	0	0	3	36	0	6	314	24	-1	56	15	174	43	3	291
Central Law Court	0	0	0	0	0	0	3	0	0	0	0	3	0	0	2	0	1	0	0	3
Central West Metro	96	179	71	0	10	3	14	3	48	0	16	440	27	-1	33	20	273	79	9	414
Cocos/christmas Islands	1	0	0	0	0	0	0	0	0	0	0	1	0	0	0	0	1	0	0	1
Court Assessment Treatment	0	3	0	0	36	0	9	0	0	0	1	49	29	-1	8	2	21	6	0	37
Esperance	13	17	7	0	2	0	3	1	1	0	0	44	2	1	9	6	18	6	0	39
Geraldton	40	111	19	0	0	2	9	4	8	0	2	195	3	5	82	21	61	11	1	176
Halls Creek	32	15	3	0	5	0	0	1	0	0	11	67	0	3	50	13	1	0	1	65
Kalgoorlie	51	85	15	0	22	0	11	3	7	0	27	221	5	-1	95	52	37	13	1	198
Karratha	14	15	7	0	0	0	0	1	3	0	1	41	4	0	17	7	12	2	0	38
Katanning	8	24	3	0	2	0	0	0	1	0	0	38	0	0	11	7	14	3	0	35
Kununurra	46	28	9	0	14	0	0	1	2	0	26	126	7	0	82	31	5	0	0	118
Mandurah	33	66	23	0	1	1	11	0	10	0	5	150	5	4	19	3	96	25	2	145
Meekatharra	12	43	3	0	3	0	0	0	0	0	0	61	1	-3	41	12	2	0	0	55
Narrogin	12	39	8	0	5	0	0	0	2	0	2	68	4	-2	20	11	23	6	0	60
Newman	8	7	3	0	0	0	0	0	1	0	3	22	0	-4	12	6	4	0	0	22
North East Metro	102	136	47	1	10	0	14	9	53	0	6	378	11	-3	59	19	220	58	0	356
North West Metro	178	234	105	0	12	4	18	5	71	0	12	639	25	-5	62	23	421	97	1	604
Northam	23	53	9	0	3	0	0	1	8	0	5	102	5	3	19	12	49	11	1	92
Prison Based Scco's	1	0	0	0	0	0	0	0	0	0	0	1	0	-1	0	0	1	0	0	1
Rockingham	57	79	30	0	15	2	12	6	30	0	17	248	8	2	15	6	173	37	1	232
Roebourne	15	10	4	0	0	0	0	3	1	0	6	39	0	3	24	3	9	0	3	39
South East Metro	145	182	66	5	12	1	14	4	56	0	12	497	38	2	67	19	296	69	8	459
South Hedland	39	16	12	0	1	0	1	4	4	0	0	77	3	0	46	17	9	2	0	74
South West Coasta	77	115	45	0	11	1	22	3	39	0	6	319	18	3	36	18	202	44	0	300
<b>TOTAL</b>	<b>1268</b>	<b>1901</b>	<b>618</b>	<b>12</b>	<b>193</b>	<b>17</b>	<b>161</b>	<b>58</b>	<b>420</b>	<b>0</b>	<b>208</b>	<b>4856</b>	<b>246</b>	<b>16</b>	<b>1029</b>	<b>400</b>	<b>2422</b>	<b>600</b>	<b>42</b>	<b>4493</b>
% of Total Orders	26.11%	39.15%	12.73%	0.25%	3.97%	0.35%	3.32%	1.19%	8.65%	0.00%	4.28%	Average orders/person	1.08		22.90%	8.90%	53.91%	13.35%	0.93%	100.00%



Juvenile Community Justice Service Orders Valid as at 3/02/2011 00:00 hrs											Distinct Persons on Orders											
Branch	AIISO	ACBO	IYSO	YCBO	JCRO	CWO	INOR	SRO	BAIL	Total Orders	AB Male	AB Fem	Non AB Male	Non AB Fem	Not Recorded	Total Distinct Persons	Special Risk	Variation Total Distinct Persons on previous week	JJTM Referrals	JJTM Distinct Persons	Reports	Total Services
Albany Branch	0	0	1	1	5	0	1	0	0	7	4	0	3	0	0	7	3	6	17	16	2	26
Broome Branch	0	0	19	14	12	0	0	0	0	45	35	4	3	0	1	43	5	1	0	0	19	64
Bunbury Branch	0	0	9	23	13	0	0	5	0	50	18	2	27	0	0	47	10	1	0	0	12	62
Busseton Branch	0	0	2	4	2	1	0	0	0	9	2	0	7	0	0	9	1	-1	0	0	2	11
Carnarvon Branch	0	0	2	6	4	0	0	4	0	16	12	1	1	0	0	14	0	-3	28	21	1	45
Central Metro YJS	0	0	27	35	26	0	0	15	0	103	38	13	46	3	1	101	25	4	0	0	36	139
Christmas & Cocos Islands	0	0	0	0	0	0	0	0	0	0	0	0	0	0	0	0	0	0	0	0	0	0
Esperance Branch	0	0	0	2	1	0	1	0	0	3	1	0	2	0	0	3	1	-2	4	3	7	14
Geraldton RYJS	0	0	4	12	5	0	0	0	0	21	11	5	3	0	0	19	7	0	0	0	8	29
Goldfields Y & FSS	0	0	0	0	0	0	0	0	0	0	0	0	0	0	0	0	0	-9	0	0	0	0
Halls Creek Branch	0	0	4	4	0	0	0	0	0	8	6	1	0	0	0	7	0	-1	0	0	3	11
Kalgoorlie YJS	0	0	10	15	5	1	1	4	0	35	24	1	6	1	0	32	7	-9	3	3	15	53
Karratha Branch	0	0	2	12	6	0	0	3	0	23	15	5	2	0	1	23	3	3	0	0	3	26
Katanning Branch	0	0	0	0	0	0	0	0	0	0	0	0	0	0	0	0	0	-2	0	0	0	0
Kununurra Branch	0	0	9	4	3	0	0	5	0	21	20	1	0	0	0	21	7	1	0	0	10	31
Meekatharra Branch	0	0	7	8	3	0	0	2	0	20	19	0	0	0	0	19	3	-6	4	4	1	25
Narrogin Branch	0	0	2	4	3	0	0	0	0	9	6	3	0	0	0	9	2	-3	18	12	3	30
Newman Branch	0	0	1	5	4	0	0	0	0	10	7	0	2	0	1	10	0	-2	0	0	4	14
North Metro YJS	0	0	15	63	20	1	3	18	0	117	35	7	62	6	0	110	27	2	0	0	26	143
Northam Branch	0	0	4	7	1	1	0	1	0	14	9	2	2	0	0	13	2	-3	1	1	3	18
Roebourne Branch	0	0	4	8	8	0	0	2	0	22	14	6	1	0	0	21	4	-2	0	0	4	26
South East Metro	0	0	33	65	50	1	2	14	0	163	64	12	64	11	1	152	25	-17	0	0	38	201
South Hedland Branch	0	0	0	20	7	0	0	1	0	28	21	2	3	0	1	27	3	-3	0	0	7	35
South West Metro Youth Justice Services	0	0	25	69	31	0	2	18	0	143	49	5	73	7	0	134	24	-12	0	0	37	180
<b>TOTAL Branches</b>	<b>0</b>	<b>0</b>	<b>180</b>	<b>381</b>	<b>209</b>	<b>5</b>	<b>10</b>	<b>92</b>	<b>0</b>	<b>867</b>	<b>410</b>	<b>70</b>	<b>307</b>	<b>28</b>	<b>6</b>	<b>821</b>	<b>159</b>	<b>-57</b>	<b>75</b>	<b>60</b>	<b>241</b>	<b>1183</b>



Branch	Juvenile Community Justice Service Orders Valid as at 3/02/2011 00:00 hrs										Distinct Persons on Orders								Reports	Total Services		
	AISO	ACBO	IYSO	YCBO	JCRO	CWO	INOR	SRO	BAIL	Total Orders	AB Male	AB Fem	Non AB Male	Non AB Fem	Not Recorded	Total Distinct Persons	Special Risk	Variation Total Distinct Persons on previous week			JJTM Referrals	JJTM Distinct Persons
Albany JJ Team	0	0	0	0	0	0	0	0	0	0	0	0	0	0	0	0	0	0	0	0	0	
Broome JJ Team	0	0	0	0	0	0	0	0	0	0	0	0	0	0	0	0	0	0	123	74	0	123
Bunbury JJ Team	0	0	0	0	0	0	0	0	0	0	0	0	0	0	0	0	6	29	28	0	29	
Central Metro JJT	0	0	0	0	0	0	0	0	0	0	0	0	0	0	0	0	0	55	52	1	56	
Geraldton JJ Team	0	0	0	0	0	0	0	0	0	0	0	0	0	0	0	0	0	15	13	0	15	
Halls Creek JJ Team	0	0	0	0	0	0	0	0	0	0	0	0	0	0	0	0	0	17	14	0	17	
Kalgoorlie JJ Team	0	0	0	0	0	0	0	0	0	0	0	0	0	0	0	-2	9	8	0	9		
Karratha JJ Team	0	0	0	1	0	0	0	0	0	1	1	0	0	0	1	0	-1	29	26	0	30	
Kununurra JJ Team	0	0	0	0	0	0	0	0	0	0	0	0	0	0	0	1	119	69	0	119		
Newman JJ Team	0	0	0	0	0	0	0	0	0	0	0	0	0	0	0	1	23	17	0	23		
North Metro JJ Team	0	0	0	0	0	0	0	0	0	0	0	0	0	0	0	-14	47	47	0	47		
Northam JJ Team	0	0	0	0	0	0	0	0	0	0	0	0	0	0	0	3	11	11	0	11		
Roebourne JJ Team	0	0	0	0	0	0	0	0	0	0	0	0	0	0	0	-6	23	17	0	23		
South East Metro JJ Team	0	0	0	0	0	0	0	0	0	0	0	0	0	0	0	-14	72	64	2	74		
South Hedland JJ Team	0	0	0	0	0	0	0	0	0	0	0	0	0	0	0	-12	16	12	0	16		
South West Metro JJ Team	0	0	0	0	0	0	0	0	0	0	0	0	0	0	0	-11	140	123	9	149		
<b>TOTAL JJ Team</b>	<b>0</b>	<b>0</b>	<b>0</b>	<b>1</b>	<b>0</b>	<b>0</b>	<b>0</b>	<b>0</b>	<b>0</b>	<b>1</b>	<b>1</b>	<b>0</b>	<b>0</b>	<b>0</b>	<b>1</b>	<b>0</b>	<b>-49</b>	<b>728</b>	<b>575</b>	<b>12</b>	<b>741</b>	
Court Assessment and Treatment Service	0	0	0	0	0	0	0	0	0	0	0	0	0	0	0	2	0	0	15	15	0	0
Geraldton Y & FSS	0	1	0	0	0	0	0	0	0	1	0	0	1	0	1	1	-4	0	0	0	0	1
Killara Youth Services	0	0	0	0	0	0	0	0	0	0	0	0	0	0	0	4	0	0	0	0	0	0
<b>TOTAL Others</b>	<b>0</b>	<b>1</b>	<b>0</b>	<b>0</b>	<b>0</b>	<b>0</b>	<b>0</b>	<b>0</b>	<b>0</b>	<b>1</b>	<b>0</b>	<b>0</b>	<b>1</b>	<b>0</b>	<b>1</b>	<b>3</b>	<b>0</b>	<b>0</b>	<b>0</b>	<b>15</b>	<b>16</b>	
Not Recorded	0	0	0	0	0	0	0	0	0	0	0	0	0	0	0	0	0	0	0	0	0	0
<b>TOTAL Not Recorded</b>	<b>0</b>	<b>0</b>	<b>0</b>	<b>0</b>	<b>0</b>	<b>0</b>	<b>0</b>	<b>0</b>	<b>0</b>	<b>0</b>	<b>0</b>	<b>0</b>	<b>0</b>	<b>0</b>	<b>0</b>	<b>0</b>	<b>0</b>	<b>0</b>	<b>0</b>	<b>0</b>	<b>0</b>	<b>0</b>
<b>GRAND TOTAL</b>	<b>0</b>	<b>1</b>	<b>180</b>	<b>382</b>	<b>209</b>	<b>5</b>	<b>10</b>	<b>92</b>	<b>0</b>	<b>869</b>	<b>411</b>	<b>70</b>	<b>308</b>	<b>28</b>	<b>6</b>	<b>823</b>	<b>162</b>	<b>-106</b>	<b>803</b>	<b>635</b>	<b>268</b>	<b>1940</b>
% of Total Orders	0.00%	0.12%	20.71%	43.96%	24.05%	0.58%	1.15%	10.59%	0.00%	100.00%	49.94%	8.51%	37.42%	3.40%	0.73%	Average Supervised Orders / Person	1.06					





**Adults Offenders in Custody as at 10/02/2011 00:00 Hours. Count by Facility, Status, Ethnicity and Gender.**

This includes all persons in workcamps and in hospital and lockup.

FACILITY	Sentenced							Unsentenced							Total
	Aboriginal			Non-Aboriginal			Total	Aboriginal			Non-Aboriginal			Total	
	MALE	FEMALE	Total	MALE	FEMALE	Total		MALE	FEMALE	Total	MALE	FEMALE	Total		
ACACIA PRISON	375	0	375	622	0	622	997	1	0	1	0	0	0	1	998
ALBANY REGIONAL PRISON	82	0	82	178	0	178	260	4	0	4	40	0	40	44	304
BANDYUP WOMENS PRISON	0	68	68	0	105	105	173	0	27	27	0	29	29	56	229
BORONIA PRE RELEASE CENTRE	0	13	13	0	67	67	80	0	0	0	0	0	0	0	80
BROOME REGIONAL PRISON	78	7	85	12	1	13	98	10	2	12	0	0	0	12	110
BUNBURY REGIONAL PRISON	55	0	55	243	0	243	298	7	0	7	19	0	19	26	324
CASUARINA PRISON	218	0	218	319	0	319	537	7	0	7	19	0	19	26	563
EASTERN GOLDFIELDS REGIONAL PRISON	58	12	70	19	2	21	91	11	2	13	8	0	8	21	112
GREENOUGH REGIONAL PRISON	190	14	204	34	4	38	242	40	4	44	4	0	4	48	290
HAKEA PRISON	54	0	54	145	0	145	199	189	0	189	353	0	353	542	741
KARNET PRISON FARM	24	0	24	213	0	213	237	0	0	0	0	0	0	0	237
PARDELUP PRISON FARM	6	0	6	82	0	82	88	0	0	0	0	0	0	0	88
ROEBOURNE REGIONAL PRISON	108	13	121	9	0	9	130	47	6	53	2	0	2	55	185
WOOROLOO PRISON FARM	49	0	49	308	0	308	357	0	0	0	1	0	1	1	358
<b>Total</b>	<b>1297</b>	<b>127</b>	<b>1424</b>	<b>2184</b>	<b>179</b>	<b>2363</b>	<b>3787</b>	<b>316</b>	<b>41</b>	<b>357</b>	<b>446</b>	<b>29</b>	<b>475</b>	<b>832</b>	<b>4619</b>



**Juvenile Offenders in Detention as at 10/02/2011 00:00 Hours. Count by Facility, Status, Ethnicity and Gender.**

FACILITY	Sentenced						Unsentenced						Total	
	Aboriginal			Non-Aboriginal		Total	Aboriginal			Non-Aboriginal		Total		
	MALE	FEMALE	Total	MALE	Total		MALE	FEMALE	Total	MALE	FEMALE			Total
<b>BANKSIA HILL DETENTION CENTRE</b>	58	0	58	24	24	82	23	0	23	5	0	5	28	110
<b>RANGEVIEW REMAND CENTRE</b>	1	5	6	2	2	8	34	3	37	18	4	22	59	67
<b>Total</b>	59	5	64	26	26	90	57	3	60	23	4	27	87	177



**Prisoners in Custody of Hospital or Police Lockup as at 10/02/2011 00:00 Hours.**

Parent Facility and Prisoner Locations		Sentenced				Unsentenced		Total
		Aboriginal		Non-Aboriginal	Total	Non-Aboriginal	Total	
		MALE	FEMALE	MALE		MALE		
CASUARINA PRISON	CASU EU LONGTERM HOSPITAL	1	0	3	4	0	0	4
HAKE EU LONGTERM HOSPITAL	GRAYLANDS HOSPITAL	1	0	0	1	3	3	4
HAKEA PRISON	HAKE EU LONGTERM HOSPITAL	1	0	0	1	0	0	1
	HAKE EU POLICE LOCKUP	0	0	8	8	0	0	8
WOOR EU POLICE LOCKUP	JOONDALUP LOCKUP	0	0	1	1	0	0	1
KARNET PRISON FARM	KARN EU LONGTERM HOSPITAL	1	0	0	1	0	0	1
BAND EU LONGTERM HOSPITAL	KING EDWARD HOSPITAL	0	1	0	1	0	0	1
<b>Total</b>		<b>4</b>	<b>1</b>	<b>12</b>	<b>17</b>	<b>3</b>	<b>3</b>	<b>20</b>



**Prisoners in Custody of WorkCamp as at 10/02/2011 00:00 Hours.**

Parent Facility and WorkCamp Locations		Sentenced			Total
		Aboriginal	Non-Aboriginal	Total	
		MALE	MALE		
<b>BROOME REGIONAL PRISON</b>	<b>BUNGARUN WORKCAMP</b>	<b>6</b>	<b>2</b>	<b>8</b>	<b>8</b>
<b>BROOME REGIONAL PRISON</b>	<b>WYNDHAM WORK CAMP</b>	<b>12</b>	<b>2</b>	<b>14</b>	<b>14</b>
<b>EASTERN GOLDFIELDS REGIONAL PRISON</b>	<b>MT. MORGANS WORKCAMP</b>	<b>10</b>	<b>2</b>	<b>12</b>	<b>12</b>
<b>PARDELUP PRISON FARM</b>	<b>WALPOLE WORK CAMP</b>	<b>0</b>	<b>11</b>	<b>11</b>	<b>11</b>
<b>ROEBOURNE REGIONAL PRISON</b>	<b>MILLSTREAM WORKCAMP</b>	<b>10</b>	<b>2</b>	<b>12</b>	<b>12</b>
<b>WOOROLOO PRISON FARM</b>	<b>KELLERBERRIN WORKCAMP</b>	<b>2</b>	<b>6</b>	<b>8</b>	<b>8</b>
<b>Total</b>		<b>40</b>	<b>25</b>	<b>65</b>	<b>65</b>