



Weekly Offender Statistics (WOS) Report as at 3/02/2011 00:00 hours



Performance and Statistics
Department of Corrective Services

Generated On: 3/02/2011 11:35:11 AM

Generated by: JUSTICE\GrzelecA



Report Notes

Report Title Weekly Offender Statistics (WOS) Report

Report Designer Performance and Statistics Team

Last Modified

Report Data Source WOSdb in the Analysis Platform

Data Guidelines

This report shows a weekly snapshot of the Adult and Juvenile custodial systems and the variation between weekly snapshots as well as a rolling five year history of the snapshot reports in graphical form.



Legend:

Adult OrderType Codes

CB - Community Based Orders

CE - CEO Parole / Short Term Parole Orders

CSI - Conditional Suspended Imprisonment Orders

DS - Dangerous Sex Offender Orders

HB - Conditional/ Monitored Bail Orders

IS - Intensive Supervision Orders

PA - Parole Orders

PO - Probation Orders

PS - Pre-Sentence Orders

WD - Work and Development Orders

WR/RR - Work Release or ReEntry Release Orders



Legend: Juvenile OrderTypes

AISO - Adult Intensive Supervision Order
ACBO - Adult Community Based Order
BAIL - Supervising Bail
CONF - Court Conferencing Referral
CUST - Juvenile Detention Support
CWO - Community Work Order
DBWT - Deferred Bench Warrant
INOR - Interstate Order
IYSO - Intensive Youth Supervision Order
JCRO - Juvenile Conditional Release Order
JTMP - Juvenile Drug Court (CATS) Treatment Mgmt Plan
JJTM - JJ Team Referral
PREV - Prevention
PRIS - Adult Prison Support
SRO - Supervised Release Order
YCBO - Youth Community Based Order

All Reports:

Includes: Adult Pre-sentence Report
Breach of Adult Court Order Report
Breach of Juvenile Court Order Report
Breach of SRO Report (S.144 - non-compliance)
Breach of SRO Report (S.145 - offending)
Combined Juvenile Court Report & Adult PSR
Court Report
Court Conference Referral Report
Juvenile Court Diversion Assessment



Weekly Offender Statistics - Thursday Prisoner Population Report as at 3/02/2011 00:00 hours

Adult Prisoner Population

	Count	% of Total	Previous Count	Variation
Total *	4605		4590	15
Sentenced	3765	81.8%	3749	16
Remand	819	17.8%	817	2
Aboriginal	1773	38.5%	1761	12
Female	364	7.9%	364	0
Hospital/Lockup	21	0.5%	24	-3
Fine Defaulters:				
State ^	31	0.7%	10	21
Federal	0	0.0%	0	0
By Facility				
Acacia	989	21.5%	996	-7
Albany	303	6.6%	304	-1
Bandyup	223	4.8%	227	-4
Boronia Pre release	80	1.7%	76	4
Broome	103	2.2%	97	6
Bunbury	326	7.1%	315	11
Casuarina	569	12.4%	564	5
Eastern Goldfields	113	2.5%	112	1
Greenough	295	6.4%	298	-3
Hakea	754	16.4%	750	4
Karnet	233	5.1%	232	1
Pardelup	90	2.0%	91	-1
Roebourne	170	3.7%	165	5
Woorloo	357	7.8%	363	-6
Alternatives to Imprisonment (inc Early release, Bail and Pre-Sentence orders)				
CEO/Short Term Parole	61	6.8%	63	-2
Conditional Bail	168	18.6%	166	2
Cwlth Parole	11	1.2%	11	0
Interstate parole	4	0.4%	4	0
Monitored Bail	0	0.0%	0	0
Pre-Sentence	192	21.3%	184	8
State Parole	405	44.9%	405	0
Work Rel. or Re-Entry	0	0.0%	0	0

Juvenile Custodial Population

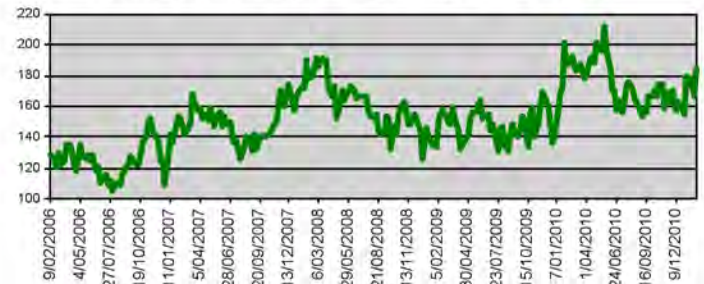
Total	184		167	17
Sentenced	88	47.8%	83	5
Unsentenced	96	52.2%	84	12
Aboriginal	126	68.5%	116	10
Female	14	7.6%	10	4
Supervised Bail	70		68	2
By Facility				
Banksia Hill	112	60.9%	103	9
Range View	72	39.1%	64	8

Trends in Justice - Rolling Five Year History

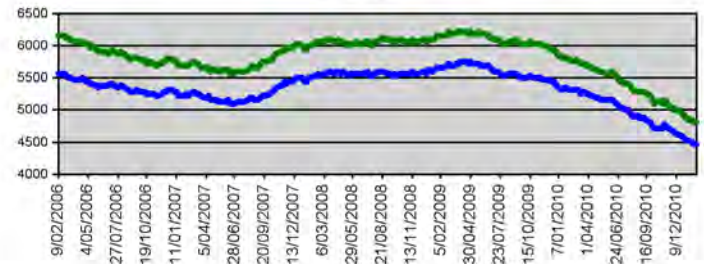
Adult Prisoner Population - Rolling 5 Year Snapshot



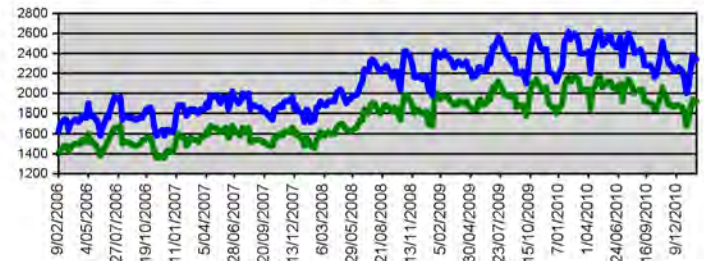
Juvenile Detention Population - Rolling 5 Year Snapshot



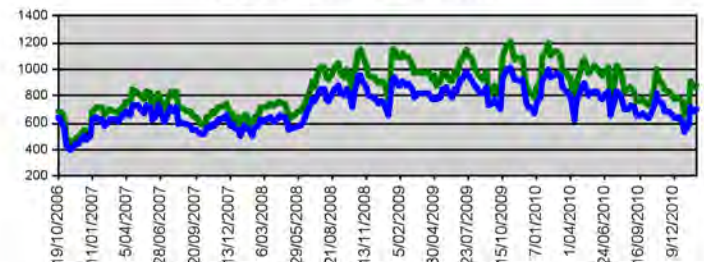
Adult Community Corrections - Orders and Offenders - Rolling 5 Year Snapshot



Juvenile Community Justice - Orders and Offenders - Rolling 5 Year Snapshot



Juvenile Community Justice - JJTeam Referrals and Distinct Persons - Snapshot (Since 19 Oct 2006)



* Includes Hospital/Lockup
^ Includes cases where fine defaulters have a current remand warrant



Adult Community Justice Service Orders Valid as at 27/01/2011 00:00 hours														Distinct Persons						
Branch	IS	CB	CSI	DS	PS	PO	HB	CE	PA	WR / RR	WD	Total Count Orders	Distinct Persons Special / High Risk	Variation Total Distinct Persons	Aboriginal Male	Aboriginal Female	Non-Aboriginal Male	Non-Aboriginal Female	Not Recorded	Total Distinct Persons
Albany	18	62	16	0	14	0	12	0	8	0	11	141	4	-1	17	14	70	12	0	113
Broome	41	41	14	1	5	1	0	5	4	0	15	127	7	7	81	18	16	6	2	123
Bunbury	70	123	28	2	6	1	8	1	20	0	3	262	14	-8	30	24	130	41	3	228
Busselton	31	49	12	0	0	1	2	0	9	0	2	106	2	14	6	5	63	21	3	98
Carnarvon	15	34	7	0	0	0	0	0	0	0	0	56	1	0	21	14	14	4	1	54
Central Breach Unit	3	8	1	0	0	0	0	0	0	0	0	12	0	3	1	1	6	3	0	11
Central East Metro	90	119	46	3	6	0	1	3	40	0	5	313	26	-1	58	15	176	43	0	292
Central Law Court	0	0	0	0	0	0	3	0	0	0	0	3	0	-2	2	0	1	0	0	3
Central West Metro	101	177	69	0	11	3	18	2	45	0	11	437	31	-6	36	20	270	80	9	415
Cocos/christmas Islands	1	0	0	0	0	0	0	0	0	0	0	1	0	0	0	0	1	0	0	1
Court Assessment Treatment	0	3	0	0	34	0	12	0	0	0	1	50	30	1	7	3	21	7	0	38
Esperance	13	16	7	0	2	0	3	1	1	0	1	44	2	-1	9	5	18	6	0	38
Geraldton	37	112	18	0	0	2	8	3	8	0	2	190	3	1	79	21	60	11	0	171
Halls Creek	30	15	3	0	5	0	0	1	0	0	9	63	0	-7	47	13	1	0	1	62
Kalgoorlie	51	91	15	0	21	0	10	4	7	0	23	222	4	0	94	52	39	13	1	199
Karratha	15	13	7	0	0	0	0	1	3	0	1	40	4	-3	16	8	12	2	0	38
Katanning	8	24	3	0	2	0	0	0	1	0	0	38	0	0	12	7	13	3	0	35
Kununurra	44	28	9	0	14	0	0	2	2	0	27	126	6	5	82	31	5	0	0	118
Mandurah	33	63	23	0	1	1	11	0	10	0	4	146	6	0	19	2	93	25	2	141
Meekatharra	12	46	3	0	3	0	0	0	0	0	0	64	0	-4	43	13	2	0	0	58
Narrogin	12	41	8	0	5	0	0	0	2	0	2	70	4	0	22	11	23	6	0	62
Newman	8	9	3	0	0	0	0	1	1	0	5	27	0	2	14	8	3	0	1	26
North East Metro	104	133	47	1	10	0	19	10	53	0	7	384	10	-3	58	17	222	62	0	359
North West Metro	179	243	105	0	12	4	14	4	70	0	13	644	27	-8	64	23	424	97	1	609
Northam	23	52	8	0	3	0	0	1	8	0	5	100	5	-1	17	12	47	13	0	89
Prison Based Soco's	2	0	0	0	0	0	0	0	0	0	0	2	0	1	0	0	2	0	0	2
Rockingham	57	80	29	0	14	2	12	7	28	0	15	244	7	-2	15	7	170	37	1	230
Roebourne	14	9	4	0	0	0	0	3	1	0	5	36	0	4	23	2	9	0	2	36
South East Metro	138	185	66	5	13	1	15	4	56	0	9	492	39	1	65	20	295	68	9	457
South Hedland	40	15	12	0	0	0	1	5	4	0	0	77	4	-1	46	16	10	2	0	74
South West Coasta	77	113	45	0	11	1	19	3	39	0	6	314	16	0	35	17	201	44	0	297
TOTAL	1267	1904	608	12	192	17	168	61	420	0	182	4831	252	-9	1019	399	2417	606	36	4477
% of Total Orders	26.23%	39.41%	12.59%	0.25%	3.97%	0.35%	3.48%	1.26%	8.69%	0.00%	3.77%	Average orders/person		1.08	22.76%	8.91%	53.99%	13.54%	0.80%	100.00%



Juvenile Community Justice Service Orders Valid as at 27/01/2011 00:00 hrs											Distinct Persons on Orders											
Branch	AISO	ACBO	IYSO	YCBO	JCRO	CWO	INOR	SRO	BAIL	Total Orders	AB Male	AB Fem	Non AB Male	Non AB Fem	Not Recorded	Total Distinct Persons	Special Risk	Variation Total Distinct Persons on previous week	JJTM Referrals	JJTM Distinct Persons	Reports	Total Services
Albany Branch	0	0	1	1	5	0	1	0	0	7	4	0	3	0	0	7	3	-2	9	9	3	19
Broome Branch	0	0	21	13	13	0	0	0	0	47	35	4	3	0	1	43	4	-1	0	0	20	67
Bunbury Branch	0	0	9	23	13	0	0	5	0	50	18	2	27	0	0	47	10	0	0	0	8	58
Busselton Branch	0	0	2	5	2	1	0	0	0	10	2	0	7	0	0	9	1	2	0	0	3	13
Carnarvon Branch	0	0	1	6	5	0	0	3	0	15	11	1	1	0	0	13	0	0	28	21	3	46
Central Metro YJS	0	0	28	31	26	0	0	15	0	100	35	13	47	2	1	98	27	-4	0	0	32	132
Christmas & Cocos Islands	0	0	0	0	0	0	0	0	0	0	0	0	0	0	0	0	0	0	0	0	0	0
Esperance Branch	0	0	0	2	1	0	1	0	0	3	1	0	2	0	0	3	1	2	4	4	5	12
Geraldton RYJS	0	0	4	12	5	0	0	0	0	21	11	5	3	0	0	19	7	1	0	0	5	26
Goldfields Y & FSS	0	0	0	0	0	0	0	0	0	0	0	0	0	0	0	0	0	-3	0	0	0	0
Halls Creek Branch	0	0	4	5	0	0	0	0	0	9	7	1	0	0	0	8	0	1	0	0	1	10
Kalgoorlie YJS	0	0	11	15	6	1	1	6	0	39	27	2	7	1	0	37	7	2	11	10	15	65
Karratha Branch	0	0	1	8	5	0	0	3	0	17	10	4	3	0	0	17	3	1	0	0	3	20
Katanning Branch	0	0	0	0	0	0	0	0	0	0	0	0	0	0	0	0	0	-1	2	2	0	2
Kununurra Branch	0	0	9	3	4	0	0	5	0	21	20	1	0	0	0	21	7	-2	0	0	11	32
Meekeatharra Branch	0	0	7	9	3	0	0	2	0	21	20	0	0	0	0	20	3	1	14	9	3	38
Narrogin Branch	0	0	2	4	4	0	0	0	0	10	7	3	0	0	0	10	2	2	22	14	4	36
Newman Branch	0	0	1	6	4	0	0	0	0	11	8	0	2	0	1	11	0	-1	0	0	6	17
North Metro YJS	0	0	15	69	19	0	3	19	0	122	36	6	65	6	0	113	27	-3	0	0	23	145
Northam Branch	0	0	5	7	2	1	0	2	0	17	12	2	2	0	0	16	2	-2	1	1	4	22
Roebourne Branch	0	0	3	8	8	0	0	3	0	22	15	6	1	0	0	22	4	1	0	0	2	24
South East Metro	0	0	40	76	49	1	2	17	0	183	70	14	71	13	2	170	29	5	0	0	38	221
South Hedland Branch	0	0	0	20	8	0	0	0	0	28	22	2	3	0	1	28	4	3	0	0	10	38
South West Metro Youth Justice Services	0	0	26	85	32	0	2	19	0	162	57	5	81	7	0	150	23	-1	0	0	34	196
TOTAL Branches	0	0	190	408	214	4	10	99	0	915	428	71	328	29	6	862	164	1	91	70	233	1239



Branch	Juvenile Community Justice Service Orders Valid as at 27/01/2011 00:00 hrs										Distinct Persons on Orders								Reports	Total Services		
	AISO	ACBO	IYSO	YCBO	JCRO	CWO	INOR	SRO	BAIL	Total Orders	AB Male	AB Fem	Non AB Male	Non AB Fem	Not Recorded	Total Distinct Persons	Special Risk	Variation Total Distinct Persons on previous week			JJTM Referrals	JJTM Distinct Persons
Broome JJ Team	0	0	0	0	0	0	0	0	0	0	0	0	0	0	0	0	0	-4	121	74	0	121
Bunbury JJ Team	0	0	0	0	0	0	0	0	0	0	0	0	0	0	0	0	0	-6	25	24	0	25
Central Metro JJT	0	0	0	0	0	0	0	0	0	0	0	0	0	0	0	0	9	56	54	0	56	
Geraldton JJ Team	0	0	0	0	0	0	0	0	0	0	0	0	0	0	0	0	-4	17	14	0	17	
Halls Creek JJ Team	0	0	0	0	0	0	0	0	0	0	0	0	0	0	0	0	1	17	14	0	17	
Kalgoorlie JJ Team	0	0	0	0	0	0	0	0	0	0	0	0	0	0	0	0	1	12	11	0	12	
Karratha JJ Team	0	0	0	1	0	0	0	0	0	1	1	0	0	0	0	1	-2	30	27	0	31	
Kununurra JJ Team	0	0	0	0	0	0	0	0	0	0	0	0	0	0	0	0	6	120	68	0	120	
Newman JJ Team	0	0	0	0	0	0	0	0	0	0	0	0	0	0	0	0	-1	22	16	0	22	
North Metro JJ Team	0	0	0	0	0	0	0	0	0	0	0	0	0	0	0	0	7	63	58	0	63	
Northam JJ Team	0	0	0	0	0	0	0	0	0	0	0	0	0	0	0	0	6	8	8	0	8	
Roebourne JJ Team	0	0	0	0	0	0	0	0	0	0	0	0	0	0	0	0	-2	30	23	0	30	
South East Metro JJ Team	0	0	0	0	0	0	0	0	0	0	0	0	0	0	0	0	-4	87	77	0	87	
South Hedland JJ Team	0	0	0	0	0	0	0	0	0	0	0	0	0	0	0	0	-1	29	24	0	29	
South West Metro JJ Team	0	0	0	0	0	0	0	0	0	0	0	0	0	0	0	0	3	149	132	10	159	
TOTAL JJ Team	0	0	0	1	0	0	0	0	0	1	1	0	0	0	1	0	9	786	624	10	797	
Court Assessment and Treatment Service	0	0	0	0	0	0	0	0	0	0	0	0	0	0	0	0	2	0	0	17	17	
Geraldton Y & FSS	0	1	0	0	0	0	0	0	0	1	0	0	1	0	1	1	-2	0	0	0	1	
Killara Youth Services	0	0	0	0	0	0	0	0	0	0	0	0	0	0	0	0	1	0	0	0	0	
TOTAL Others	0	1	0	0	0	0	0	0	0	1	0	0	1	0	1	3	3	0	0	17	18	
Not Recorded	0	0	0	0	0	0	0	0	0	0	0	0	0	0	0	0	0	0	0	0	0	
TOTAL Not Recorded	0	0	0	0	0	0	0	0	0	0	0	0	0	0	0	0	0	0	0	0	0	
GRAND TOTAL	0	1	190	409	214	4	10	99	0	917	429	71	329	29	6	864	167	13	877	694	260	2054
% of Total Orders	0.00%	0.11%	20.72%	44.60%	23.34%	0.44%	1.09%	10.80%	0.00%	100.00%	49.65%	8.22%	38.08%	3.36%	0.69%	Average Supervised Orders / Person	1.06					



Adults Offenders in Custody as at 3/02/2011 00:00 Hours. Count by Facility, Status, Ethnicity and Gender.

This includes all persons in workcamps and in hospital and lockup.

FACILITY	Sentenced							Unsentenced							Total
	Aboriginal			Non-Aboriginal			Total	Aboriginal			Non-Aboriginal			Total	
	MALE	FEMALE	Total	MALE	FEMALE	Total		MALE	FEMALE	Total	MALE	FEMALE	Total		
ACACIA PRISON	368	0	368	619	0	619	987	2	0	2	0	0	0	2	989
ALBANY REGIONAL PRISON	78	0	78	177	0	177	255	2	0	2	46	0	46	48	303
BANDYUP WOMENS PRISON	0	68	68	0	108	108	176	0	23	23	0	24	24	47	223
BORONIA PRE RELEASE CENTRE	0	14	14	0	66	66	80	0	0	0	0	0	0	0	80
BROOME REGIONAL PRISON	71	6	77	10	1	11	88	11	3	14	1	0	1	15	103
BUNBURY REGIONAL PRISON	57	0	57	243	0	243	300	8	0	8	18	0	18	26	326
CASUARINA PRISON	216	0	216	321	0	321	537	9	0	9	23	0	23	32	569
EASTERN GOLDFIELDS REGIONAL PRISON	65	13	78	15	2	17	95	14	1	15	3	0	3	18	113
GREENOUGH REGIONAL PRISON	195	14	209	39	4	43	252	39	2	41	2	0	2	43	295
HAKEA PRISON	55	0	55	156	0	156	211	195	0	195	348	0	348	543	754
KARNET PRISON FARM	24	0	24	209	0	209	233	0	0	0	0	0	0	0	233
PARDELUP PRISON FARM	7	0	7	83	0	83	90	0	0	0	0	0	0	0	90
ROEBOURNE REGIONAL PRISON	102	11	113	9	0	9	122	41	4	45	3	0	3	48	170
WOOROLOO PRISON FARM	55	0	55	301	0	301	356	0	0	0	1	0	1	1	357
Total	1293	126	1419	2182	181	2363	3782	321	33	354	445	24	469	823	4605



Juvenile Offenders in Detention as at 3/02/2011 00:00 Hours. Count by Facility, Status, Ethnicity and Gender.

FACILITY	Sentenced						Unsentenced						Total	
	Aboriginal			Non-Aboriginal		Total	Aboriginal			Non-Aboriginal		Total		
	MALE	FEMALE	Total	MALE	Total		MALE	FEMALE	Total	MALE	FEMALE			Total
BANKSIA HILL DETENTION CENTRE	58	0	58	22	22	80	24	0	24	8	0	8	32	112
RANGEVIEW REMAND CENTRE	1	6	7	1	1	8	33	4	37	23	4	27	64	72
Total	59	6	65	23	23	88	57	4	61	31	4	35	96	184



Prisoners in Custody of Hospital or Police Lockup as at 3/02/2011 00:00 Hours.

Parent Facility and Prisoner Locations		Sentenced			Unsentenced		Total
		Aboriginal	Non-Aboriginal	Total	Non-Aboriginal	Total	
		MALE	MALE		MALE		
CASUARINA PRISON	CASU EU LONGTERM HOSPITAL	1	3	4	0	0	4
HAKE EU LONGTERM HOSPITAL	GRAYLANDS HOSPITAL	1	0	1	4	4	5
HAKEA PRISON	HAKE EU LONGTERM HOSPITAL	1	0	1	0	0	1
	HAKE EU POLICE LOCKUP	0	8	8	0	0	8
WOOR EU POLICE LOCKUP	JOONDALUP LOCKUP	0	1	1	0	0	1
Total		3	12	15	4	4	19



Prisoners in Custody of WorkCamp as at 3/02/2011 00:00 Hours.

Parent Facility and WorkCamp Locations		Sentenced			Total
		Aboriginal	Non-Aboriginal	Total	
		MALE	MALE		
BROOME REGIONAL PRISON	BUNGARUN WORKCAMP	6	2	8	8
BROOME REGIONAL PRISON	WYNDHAM WORK CAMP	12	2	14	14
EASTERN GOLDFIELDS REGIONAL PRISON	MT. MORGANS WORKCAMP	8	2	10	10
PARDELUP PRISON FARM	WALPOLE WORK CAMP	0	9	9	9
ROEBOURNE REGIONAL PRISON	MILLSTREAM WORKCAMP	10	2	12	12
WOOROLOO PRISON FARM	KELLERBERRIN WORKCAMP	2	7	9	9
Total		38	24	62	62