



Weekly Offender Statistics (WOS) Report as at 27/01/2011 00:00 hours



Performance and Statistics
Department of Corrective Services

Generated On: 27/01/2011 9:48:57 AM

Generated by: JUSTICE\GrzelecA



Report Notes

Report Title Weekly Offender Statistics (WOS) Report

Report Designer Performance and Statistics Team

Last Modified

Report Data Source WOSdb in the Analysis Platform

Data Guidelines

This report shows a weekly snapshot of the Adult and Juvenile custodial systems and the variation between weekly snapshots as well as a rolling five year history of the snapshot reports in graphical form.



Legend:

Adult OrderType Codes

CB - Community Based Orders

CE - CEO Parole / Short Term Parole Orders

CSI - Conditional Suspended Imprisonment Orders

DS - Dangerous Sex Offender Orders

HB - Conditional/ Monitored Bail Orders

IS - Intensive Supervision Orders

PA - Parole Orders

PO - Probation Orders

PS - Pre-Sentence Orders

WD - Work and Development Orders

WR/RR - Work Release or ReEntry Release Orders



Legend: Juvenile OrderTypes

AISO - Adult Intensive Supervision Order
ACBO - Adult Community Based Order
BAIL - Supervising Bail
CONF - Court Conferencing Referral
CUST - Juvenile Detention Support
CWO - Community Work Order
DBWT - Deferred Bench Warrant
INOR - Interstate Order
IYSO - Intensive Youth Supervision Order
JCRO - Juvenile Conditional Release Order
JTMP - Juvenile Drug Court (CATS) Treatment
Mgmt Plan
JJTM - JJ Team Referral
PREV - Prevention
PRIS - Adult Prison Support
SRO - Supervised Release Order
YCBO - Youth Community Based Order

All Reports:

Includes: Adult Pre-sentence Report
Breach of Adult Court Order Report
Breach of Juvenile Court Order Report
Breach of SRO Report (S.144 - non-compliance)
Breach of SRO Report (S.145 - offending)
Combined Juvenile Court Report & Adult PSR
Court Report
Court Conference Referral Report
Juvenile Court Diversion Assessment



Weekly Offender Statistics - Thursday Prisoner Population Report as at 27/01/2011 00:00 hours

Adult Prisoner Population

	Count	% of Total	Previous Count	Variation
Total *	4590		4612	-22
Sentenced	3749	81.7%	3778	-29
Remand	817	17.8%	812	5
Aboriginal	1761	38.4%	1776	-15
Female	364	7.9%	366	-2
Hospital/Lockup	24	0.5%	22	2
Fine Defaulters:				
State ^	10	0.2%	8	2
Federal	0	0.0%	1	-1
By Facility				
Acacia	996	21.7%	986	10
Albany	304	6.6%	307	-3
Bandyup	227	4.9%	226	1
Boronia Pre release	76	1.7%	76	0
Broome	97	2.1%	104	-7
Bunbury	315	6.9%	321	-6
Casuarina	564	12.3%	565	-1
Eastern Goldfields	112	2.4%	119	-7
Greenough	298	6.5%	297	1
Hakea	750	16.3%	757	-7
Karnet	232	5.1%	235	-3
Pardelup	91	2.0%	89	2
Roebourne	165	3.6%	168	-3
Woorloo	363	7.9%	362	1
Alternatives to Imprisonment (inc Early release, Bail and Pre-Sentence orders)				
CEO/Short Term Parole	63	7.0%	69	-6
Conditional Bail	166	18.5%	171	-5
Cwlth Parole	11	1.2%	11	0
Interstate parole	4	0.4%	4	0
Monitored Bail	0	0.0%	0	0
Pre-Sentence	184	20.5%	182	2
State Parole	405	45.2%	412	-7
Work Rel. or Re-Entry	0	0.0%	0	0

Juvenile Custodial Population

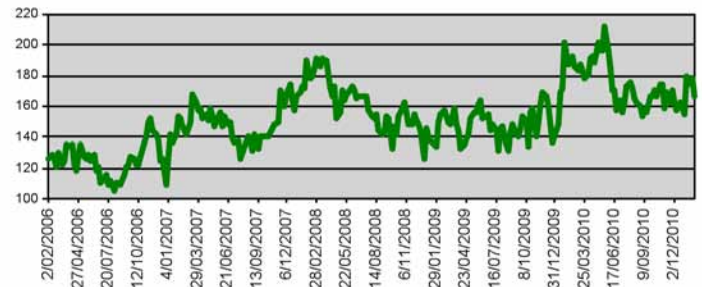
Total	167		178	-11
Sentenced	83	49.7%	84	-1
Unsentenced	84	50.3%	94	-10
Aboriginal	116	69.5%	124	-8
Female	10	6.0%	13	-3
Supervised Bail	68		64	4
By Facility				
Banksia Hill	103	61.7%	103	0
Range View	64	38.3%	75	-11

Trends in Justice - Rolling Five Year History

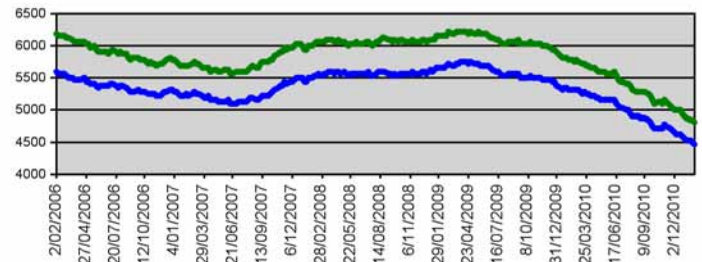
Adult Prisoner Population - Rolling 5 Year Snapshot



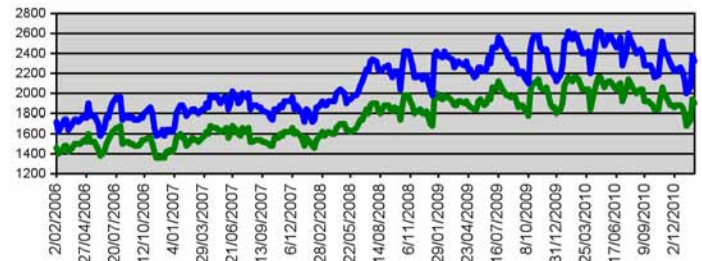
Juvenile Detention Population - Rolling 5 Year Snapshot



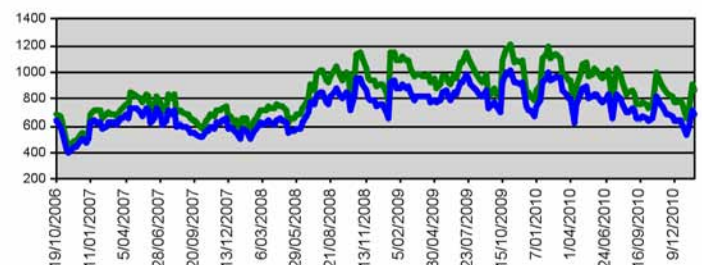
Adult Community Corrections - Orders and Offenders - Rolling 5 Year Snapshot



Juvenile Community Justice - Orders and Offenders - Rolling 5 Year Snapshot



Juvenile Community Justice - JJTeam Referrals and Distinct Persons - Snapshot (Since 19 Oct 2006)



* Includes Hospital/Lockup
^ Includes cases where fine defaulters have a current remand warrant



Adult Community Justice Service Orders Valid as at 20/01/2011 00:00 hours													Distinct Persons							
Branch	IS	CB	CSI	DS	PS	PO	HB	CE	PA	WR / RR	WD	Total Count Orders	Distinct Persons Special / High Risk	Variation Total Distinct Persons	Aboriginal Male	Aboriginal Female	Non-Aboriginal Male	Non-Aboriginal Female	Not Recorded	Total Distinct Persons
Albany	19	60	16	0	15	0	10	0	7	0	12	139	4	-2	15	14	73	12	0	114
Broome	39	41	14	1	5	1	0	5	4	0	10	120	7	2	76	17	16	6	1	116
Bunbury	77	125	28	2	5	1	8	1	21	0	3	271	14	8	33	25	132	44	2	236
Busselton	24	41	13	0	0	1	0	0	7	0	2	88	3	-4	4	3	58	17	2	84
Carnarvon	14	35	7	0	0	0	0	0	0	0	0	56	1	6	21	15	13	4	1	54
Central Breach Unit	2	5	1	0	0	0	0	0	0	0	0	8	0	1	1	0	5	2	0	8
Central East Metro	90	122	45	3	6	0	1	3	39	0	5	314	26	-3	58	17	175	43	0	293
Central Law Court	0	0	0	0	0	0	5	0	0	0	0	5	0	-1	2	0	3	0	0	5
Central West Metro	103	179	69	0	11	2	18	3	44	0	13	442	32	0	37	20	273	82	9	421
Cocos/christmas Islands	1	0	0	0	0	0	0	0	0	0	0	1	0	0	0	0	1	0	0	1
Court Assessment Treatment	0	3	1	0	33	0	14	0	0	0	1	52	30	-5	7	4	19	7	0	37
Esperance	13	17	7	0	2	0	3	0	2	0	0	44	3	-1	8	6	19	6	0	39
Geraldton	36	112	18	0	0	2	8	3	8	0	1	188	3	3	78	24	56	11	1	170
Halls Creek	35	15	4	0	5	0	0	1	0	0	10	70	0	2	54	13	1	0	1	69
Kalgoorlie	50	94	15	0	19	0	9	3	7	0	23	220	4	14	93	55	39	12	0	199
Karratha	14	15	7	0	0	0	1	2	3	0	1	43	4	-3	17	9	13	2	0	41
Katanning	8	24	3	0	2	0	0	0	1	0	0	38	0	-1	13	7	12	3	0	35
Kununurra	42	28	9	0	14	0	0	2	2	0	23	120	6	-6	81	27	5	0	0	113
Mandurah	34	63	23	0	1	1	9	0	11	0	3	145	7	-1	18	2	94	26	1	141
Meekatharra	11	51	3	0	3	0	0	0	0	0	0	68	1	1	44	16	2	0	0	62
Narrogin	12	41	8	0	5	0	0	0	2	0	2	70	4	0	22	11	23	6	0	62
Newman	8	6	3	0	0	0	0	1	1	0	5	24	0	-1	13	8	2	0	1	24
North East Metro	104	138	48	1	9	1	18	10	54	0	8	391	12	0	59	18	223	61	1	362
North West Metro	179	249	106	0	12	4	14	5	71	0	13	653	26	-8	66	23	425	100	3	617
Northam	23	51	8	0	3	0	0	1	8	0	5	99	5	0	18	12	47	13	0	90
Prison Based Soco's	1	0	0	0	0	0	0	0	0	0	0	1	0	1	0	0	1	0	0	1
Rockingham	58	81	29	0	14	1	14	9	27	0	15	248	7	-5	14	9	170	38	1	232
Roebourne	14	8	4	0	0	0	0	3	1	0	2	32	0	-2	21	1	9	0	1	32
South East Metro	136	184	67	5	11	1	14	4	57	0	11	490	36	2	68	19	292	68	9	456
South Hedland	40	17	13	0	0	0	1	4	4	0	0	79	4	-2	46	16	10	3	0	75
South West Coasta	77	117	45	0	9	1	19	3	39	0	5	315	15	-4	36	16	201	44	0	297
TOTAL	1264	1922	614	12	184	16	166	63	420	0	173	4834	254	-9	1023	407	2412	610	34	4486
% of Total Orders	26.15%	39.76%	12.70%	0.25%	3.81%	0.33%	3.43%	1.30%	8.69%	0.00%	3.58%	Average orders/person		1.08	22.80%	9.07%	53.77%	13.60%	0.76%	100.00%



Juvenile Community Justice Service Orders Valid as at 20/01/2011 00:00 hrs											Distinct Persons on Orders											
Branch	AISO	ACBO	IYSO	YCBO	JCRO	CWO	INOR	SRO	BAIL	Total Orders	AB Male	AB Fem	Non AB Male	Non AB Fem	Not Recorded	Total Distinct Persons	Special Risk	Variation Total Distinct Persons on previous week	JJTM Referrals	JJTM Distinct Persons	Reports	Total Services
Albany Branch	0	0	1	1	5	0	0	0	0	7	4	0	3	0	0	7	2	-5	10	10	3	20
Broome Branch	0	0	20	14	13	0	0	0	0	47	35	4	3	0	1	43	4	1	0	0	19	66
Bunbury Branch	0	0	8	24	13	0	0	5	0	50	18	3	25	1	0	47	10	0	0	0	11	61
Busselton Branch	0	0	2	5	2	1	0	0	0	10	2	0	7	0	0	9	1	0	0	0	1	11
Carnarvon Branch	0	0	1	5	5	0	0	3	0	14	11	1	1	0	0	13	0	7	28	21	4	46
Central Metro YJS	0	0	32	31	28	0	0	16	0	107	38	13	52	2	0	105	29	3	0	0	28	135
Christmas & Cocos Islands	0	0	0	0	0	0	0	0	0	0	0	0	0	0	0	0	0	0	0	0	0	0
Esperance Branch	0	0	0	2	1	0	1	0	0	3	1	0	2	0	0	3	1	-3	4	4	4	11
Geraldton RYJS	0	0	4	10	5	0	0	0	0	19	11	5	3	0	0	19	6	0	0	0	4	23
Goldfields Y & FSS	0	0	0	0	0	0	0	0	0	0	0	0	0	0	0	0	0	-1	0	0	0	0
Halls Creek Branch	0	0	4	5	0	0	0	0	0	9	7	1	0	0	0	8	0	2	0	0	1	10
Kalgoorlie YJS	0	0	11	15	6	1	1	7	0	40	27	2	7	1	0	37	7	0	14	13	13	67
Karratha Branch	0	0	1	7	5	0	0	3	0	16	10	5	1	0	0	16	3	-1	0	0	3	19
Katanning Branch	0	0	0	0	0	0	0	0	0	0	0	0	0	0	0	0	0	0	3	3	0	3
Kununurra Branch	0	0	9	4	4	0	0	5	0	22	21	1	0	0	0	22	7	-2	0	0	11	33
Meekatharra Branch	0	0	6	9	3	0	0	2	0	20	19	0	0	0	0	19	2	-1	14	9	2	36
Narrogin Branch	0	0	2	4	3	0	0	1	0	10	6	3	0	0	0	9	2	-3	21	13	3	34
Newman Branch	0	0	1	7	4	0	0	0	0	12	8	0	3	0	1	12	0	1	0	0	6	18
North Metro YJS	0	0	15	69	19	0	2	17	0	120	36	6	63	6	2	113	27	-1	0	0	22	142
Northam Branch	0	0	5	8	2	1	0	2	0	18	13	2	2	0	0	17	2	1	3	3	4	25
Roebourne Branch	0	0	3	7	8	0	0	3	0	21	14	6	1	0	0	21	4	0	0	0	2	23
South East Metro	0	0	40	75	49	1	2	14	0	179	68	14	69	12	4	167	27	-8	0	0	37	216
South Hedland Branch	0	0	0	18	8	0	0	0	0	26	20	2	3	0	1	26	4	0	0	0	8	34
South West Metro Youth Justice Services	0	0	26	86	32	0	2	19	0	163	58	5	82	7	0	152	23	-5	0	0	27	190
TOTAL Branches	0	0	191	406	215	4	8	97	0	913	427	73	327	29	9	865	161	-15	97	76	213	1223



Juvenile Community Justice Service Orders Valid as at 20/01/2011 00:00 hrs											Distinct Persons on Orders											
Branch	AISO	ACBO	IYSO	YCBO	JCRO	CWO	INOR	SRO	BAIL	Total Orders	AB Male	AB Fem	Non AB Male	Non AB Fem	Not Recorded	Total Distinct Persons	Special Risk	Variation Total Distinct Persons on previous week	JJTM Referrals	JJTM Distinct Persons	Reports	Total Services
Broome JJ Team	0	0	0	0	0	0	0	0	0	0	0	0	0	0	0	0	0	0	124	78	0	124
Bunbury JJ Team	0	0	0	0	0	0	0	0	0	0	0	0	0	0	0	0	0	-3	30	30	0	30
Central Metro JJT	0	0	0	0	0	0	0	0	0	0	0	0	0	0	0	0	0	-2	47	45	0	47
Geraldton JJ Team	0	0	0	0	0	0	0	0	0	0	0	0	0	0	0	0	0	0	18	15	0	18
Halls Creek JJ Team	0	0	0	0	0	0	0	0	0	0	0	0	0	0	0	0	0	0	16	13	0	16
Kalgoorlie JJ Team	0	0	0	0	0	0	0	0	0	0	0	0	0	0	0	0	0	0	12	11	0	12
Karratha JJ Team	0	0	0	1	0	0	0	0	0	1	1	0	0	0	0	1	0	1	32	29	0	33
Kununurra JJ Team	0	0	0	0	0	0	0	0	0	0	0	0	0	0	0	0	0	-1	112	62	0	112
Newman JJ Team	0	0	0	0	0	0	0	0	0	0	0	0	0	0	0	0	0	0	23	17	0	23
North Metro JJ Team	0	0	0	0	0	0	0	0	0	0	0	0	0	0	0	0	0	-5	56	51	0	56
Northam JJ Team	0	0	0	0	0	0	0	0	0	0	0	0	0	0	0	0	0	1	2	2	0	2
Roebourne JJ Team	0	0	0	0	0	0	0	0	0	0	0	0	0	0	0	0	0	-5	32	25	0	32
South East Metro JJ Team	0	0	0	0	0	0	0	0	0	0	0	0	0	0	0	0	0	-9	92	81	0	92
South Hedland JJ Team	0	0	0	0	0	0	0	0	0	0	0	0	0	0	0	0	0	1	30	25	0	30
South West Metro JJ Team	0	0	0	0	0	0	0	0	0	0	0	0	0	0	0	0	0	-6	146	129	8	154
TOTAL JJ Team	0	0	0	1	0	0	0	0	0	1	1	0	0	0	0	1	0	-28	772	613	8	781
Court Assessment and Treatment Service	0	0	0	0	0	0	0	0	0	0	0	0	0	0	0	0	2	2	0	0	12	12
Geraldton Y & FSS	0	1	0	0	0	0	0	0	0	1	0	0	1	0	0	1	2	3	0	0	0	1
Killara Youth Services	0	0	0	0	0	0	0	0	0	0	0	0	0	0	0	0	0	7	0	0	0	0
TOTAL Others	0	1	0	0	0	0	0	0	0	1	0	0	1	0	0	1	4	12	0	0	12	13
Not Recorded	0	0	0	0	0	0	0	0	0	0	0	0	0	0	0	0	0	0	0	0	0	0
TOTAL Not Recorded	0	0	0	0	0	0	0	0	0	0	0	0	0	0	0	0	0	0	0	0	0	0
GRAND TOTAL	0	1	191	407	215	4	8	97	0	915	428	73	328	29	9	867	165	-31	869	689	233	2017
% of Total Orders	0.00%	0.11%	20.87%	44.48%	23.50%	0.44%	0.87%	10.60%	0.00%	100.00%	49.37%	8.42%	37.83%	3.34%	1.04%	Average Supervised Orders / Person		1.06				



Adults Offenders in Custody as at 27/01/2011 00:00 Hours. Count by Facility, Status, Ethnicity and Gender.

This includes all persons in workcamps and in hospital and lockup.

FACILITY	Sentenced							Unsentenced							Total
	Aboriginal			Non-Aboriginal			Total	Aboriginal			Non-Aboriginal			Total	
	MALE	FEMALE	Total	MALE	FEMALE	Total		MALE	FEMALE	Total	MALE	FEMALE	Total		
ACACIA PRISON	368	0	368	625	0	625	993	1	0	1	0	0	0	1	994
ALBANY REGIONAL PRISON	75	0	75	178	0	178	253	5	0	5	46	0	46	51	304
BANDYUP WOMENS PRISON	0	67	67	0	112	112	179	0	22	22	0	26	26	48	227
BORONIA PRE RELEASE CENTRE	0	13	13	0	63	63	76	0	0	0	0	0	0	0	76
BROOME REGIONAL PRISON	69	7	76	9	1	10	86	10	1	11	0	0	0	11	97
BUNBURY REGIONAL PRISON	57	0	57	238	0	238	295	4	0	4	16	0	16	20	315
CASUARINA PRISON	216	0	216	322	0	322	538	10	0	10	18	0	18	28	566
EASTERN GOLDFIELDS REGIONAL PRISON	63	14	77	14	2	16	93	14	3	17	2	0	2	19	112
GREENOUGH REGIONAL PRISON	198	15	213	36	4	40	253	41	1	42	3	0	3	45	298
HAKEA PRISON	56	0	56	141	0	141	197	191	0	191	362	0	362	553	750
KARNET PRISON FARM	23	0	23	209	0	209	232	0	0	0	0	0	0	0	232
PARDELUP PRISON FARM	8	0	8	83	0	83	91	0	0	0	0	0	0	0	91
ROEBOURNE REGIONAL PRISON	101	10	111	8	0	8	119	40	3	43	3	0	3	46	165
WOOROLOO PRISON FARM	55	0	55	307	0	307	362	0	0	0	1	0	1	1	363
Total	1289	126	1415	2170	182	2352	3767	316	30	346	451	26	477	823	4590



Juvenile Offenders in Detention as at 27/01/2011 00:00 Hours. Count by Facility, Status, Ethnicity and Gender.

FACILITY	Sentenced						Unsentenced						Total	
	Aboriginal			Non-Aboriginal		Total	Aboriginal			Non-Aboriginal		Total		
	MALE	FEMALE	Total	MALE	Total		MALE	FEMALE	Total	MALE	FEMALE			Total
BANKSIA HILL DETENTION CENTRE	55	0	55	20	20	75	19	0	19	9	0	9	28	103
RANGEVIEW REMAND CENTRE	3	5	8	0	0	8	31	3	34	20	2	22	56	64
Total	58	5	63	20	20	83	50	3	53	29	2	31	84	167



Prisoners in Custody of Hospital or Police Lockup as at 27/01/2011 00:00 Hours.

Parent Facility and Prisoner Locations		Sentenced			Unsentenced			Total	
		Aboriginal	Non-Aboriginal		Total	Non-Aboriginal			
		MALE	MALE	FEMALE		MALE	FEMALE		
BANDYUP WOMENS PRISON	BAND EU LONGTERM HOSPITAL	0	0	3	3	0	1	1	4
CASUARINA PRISON	CASU EU LONGTERM HOSPITAL	2	3	0	5	0	0	0	5
HAKE EU LONGTERM HOSPITAL	GRAYLANDS HOSPITAL	1	0	0	1	5	0	5	6
HAKEA PRISON	HAKE EU POLICE LOCKUP	0	8	0	8	0	0	0	8
WOOR EU POLICE LOCKUP	JOONDALUP LOCKUP	0	1	0	1	0	0	0	1
Total		3	12	3	18	5	1	6	24



Prisoners in Custody of WorkCamp as at 27/01/2011 00:00 Hours.

Parent Facility and WorkCamp Locations		Sentenced			Total
		Aboriginal	Non-Aboriginal	Total	
		MALE	MALE		
BROOME REGIONAL PRISON	BUNGARUN WORKCAMP	7	2	9	9
BROOME REGIONAL PRISON	WYNDHAM WORK CAMP	13	2	15	15
EASTERN GOLDFIELDS REGIONAL PRISON	MT. MORGANS WORKCAMP	11	2	13	13
PARDELUP PRISON FARM	WALPOLE WORK CAMP	0	12	12	12
WOOROLOO PRISON FARM	KELLERBERRIN WORKCAMP	2	8	10	10
Total		33	26	59	59