



## Weekly Offender Statistics (WOS) Report as at 20/01/2011 00:00 hours



**Performance and Statistics**  
**Department of Corrective Services**

Generated On: 20/01/2011 10:08:14 AM

Generated by: JUSTICE\GrzelecA



**Legend:**

**Adult OrderType Codes**

CB - Community Based Orders

CE - CEO Parole / Short Term Parole Orders

CSI - Conditional Suspended Imprisonment Orders

DS - Dangerous Sex Offender Orders

HB - Conditional/ Monitored Bail Orders

IS - Intensive Supervision Orders

PA - Parole Orders

PO - Probation Orders

PS - Pre-Sentence Orders

WD - Work and Development Orders

WR/RR - Work Release or ReEntry Release Orders



**Legend:      Juvenile OrderTypes**

- AISO - Adult Intensive Supervision Order
- ACBO - Adult Community Based Order
- BAIL - Supervising Bail
- CONF - Court Conferencing Referral
- CUST - Juvenile Detention Support
- CWO - Community Work Order
- DBWT - Deferred Bench Warrant
- INOR - Interstate Order
- IYSO - Intensive Youth Supervision Order
- JCRO - Juvenile Conditional Release Order
- JTMP - Juvenile Drug Court (CATS) Treatment Mgmt Plan
- JJTM - JJ Team Referral
- PREV - Prevention
- PRIS - Adult Prison Support
- SRO - Supervised Release Order
- YCBO - Youth Community Based Order

**All Reports:**

- Includes:**
- Adult Pre-sentence Report
  - Breach of Adult Court Order Report
  - Breach of Juvenile Court Order Report
  - Breach of SRO Report (S.144 - non-compliance)
  - Breach of SRO Report (S.145 - offending)
  - Combined Juvenile Court Report & Adult PSR
  - Court Report
  - Court Conference Referral Report
  - Juvenile Court Diversion Assessment



## Report Notes

---

**Report Title** Weekly Offender Statistics (WOS) Report

**Report Designer** Performance and Statistics Team

**Last Modified**

**Report Data Source** WOSdb in the Analysis Platform

### Data Guidelines

This report shows a weekly snapshot of the Adult and Juvenile custodial systems and the variation between weekly snapshots as well as a rolling five year history of the snapshot reports in graphical form.



Weekly Offender Statistics - Thursday Prisoner Population Report as at 20/01/2011 00:00 hours

Adult Prisoner Population

	Count	% of Total	Previous Count	Variation
Total *	4612		4574	38
Sentenced	3778	81.9%	3753	25
Remand	812	17.6%	794	18
Aboriginal	1776	38.5%	1746	30
Female	366	7.9%	368	-2
Hospital/Lockup	22	0.5%	27	-5
Fine Defaulters:				
State ^	8	0.2%	10	-2
Federal	1	0.0%	1	0
By Facility				
Acacia	986	21.4%	996	-10
Albany	307	6.7%	305	2
Bandyup	226	4.9%	225	1
Boronia Pre release	76	1.6%	78	-2
Broome	104	2.3%	95	9
Bunbury	321	7.0%	327	-6
Casuarina	565	12.3%	566	-1
Eastern Goldfields	119	2.6%	116	3
Greenough	297	6.4%	301	-4
Hakea	757	16.4%	726	31
Karnet	235	5.1%	234	1
Pardelup	89	1.9%	91	-2
Roebourne	168	3.6%	159	9
Woorloo	362	7.8%	355	7
Alternatives to Imprisonment (inc Early release, Bail and Pre-Sentence orders)				
CEO/Short Term Parole	69	7.5%	70	-1
Conditional Bail	171	18.6%	156	15
Cwlth Parole	11	1.2%	11	0
Interstate parole	4	0.4%	4	0
Monitored Bail	0	0.0%	0	0
Pre-Sentence	182	19.8%	182	0
State Parole	412	44.9%	422	-10
Work Rel. or Re-Entry	0	0.0%	0	0

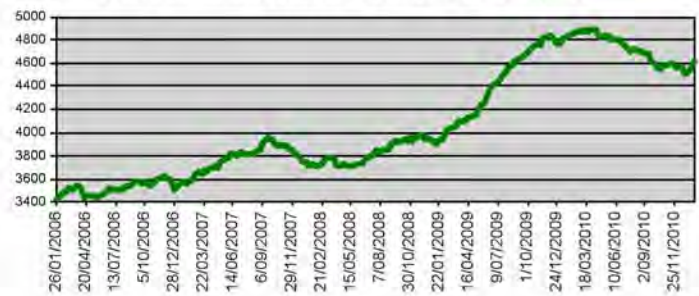
Juvenile Custodial Population

Total	178		174	4
Sentenced	84	47.2%	87	-3
Unsentenced	94	52.8%	87	7
Aboriginal	124	69.7%	124	0
Female	13	7.3%	16	-3
Supervised Bail	64		68	-4
By Facility				
Banksia Hill	103	57.9%	100	3
Range View	75	42.1%	74	1

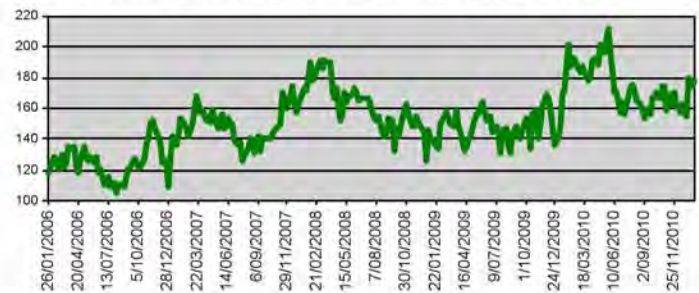
\* Includes Hospital/Lockup  
^ Includes cases where fine defaulters have a current remand warrant

Trends in Justice - Rolling Five Year History

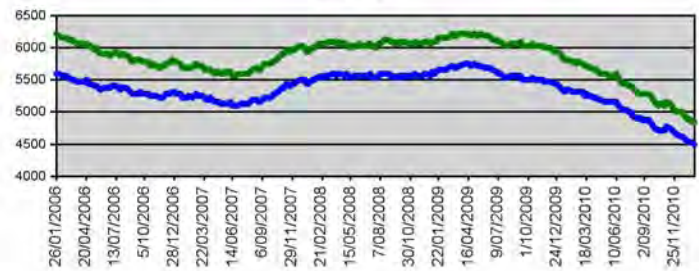
Adult Prisoner Population - Rolling 5 Year Snapshot



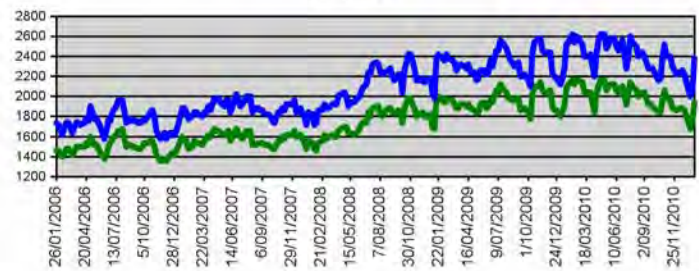
Juvenile Detention Population - Rolling 5 Year Snapshot



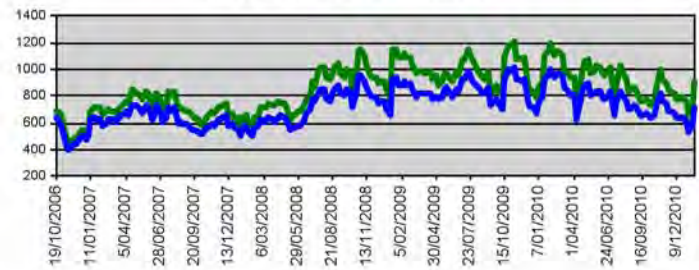
Adult Community Corrections - Orders and Offenders - Rolling 5 Year Snapshot



Juvenile Community Justice - Orders and Offenders - Rolling 5 Year Snapshot



Juvenile Community Justice - JJTeam Referrals and Distinct Persons - Snapshot (Since 19 Oct 2006)





Adult Community Justice Service Orders Valid as at 13/01/2011 00:00 hours													Distinct Persons							
Branch	IS	CB	CSI	DS	PS	PO	HB	CE	PA	WR / RR	WD	Total Count Orders	Distinct Persons Special / High Risk	Variation Total Distinct Persons	Aboriginal Male	Aboriginal Female	Non-Aboriginal Male	Non-Aboriginal Female	Not Recorded	Total Distinct Persons
Albany	19	64	16	0	15	0	10	0	7	0	9	140	3	-2	18	14	72	12	0	116
Broome	40	40	14	1	6	1	0	5	4	0	7	118	7	-2	75	17	16	5	1	114
Bunbury	76	119	28	2	5	1	6	1	22	0	3	263	13	6	31	26	125	45	1	228
Busselton	26	42	13	0	0	1	0	1	7	0	2	92	3	1	4	4	60	18	2	88
Carnarvon	12	31	7	0	0	0	0	0	0	0	0	50	2	-2	21	13	11	3	0	48
Central Breach Unit	1	6	1	0	0	0	0	0	0	0	0	8	0	3	1	0	5	1	0	7
Central East Metro	90	122	45	3	6	0	1	3	43	0	4	317	29	-2	57	20	176	43	0	296
Central Law Court	0	0	0	0	0	0	6	0	0	0	0	6	0	0	2	0	4	0	0	6
Central West Metro	108	180	70	0	11	2	14	3	43	0	13	444	34	3	37	21	276	82	5	421
Cocos/christmas Islands	1	0	0	0	0	0	0	0	0	0	0	1	0	0	0	0	1	0	0	1
Court Assessment Treatment	0	3	1	0	33	0	24	0	0	0	1	62	30	2	8	4	23	7	0	42
Esperance	13	17	7	0	2	0	3	0	3	0	0	45	3	0	8	6	20	6	0	40
Geraldton	37	113	18	0	0	2	5	2	8	0	1	186	6	-7	78	24	54	11	0	167
Halls Creek	34	13	6	0	4	0	0	1	0	0	10	68	0	-3	50	15	1	0	1	67
Kalgoorlie	48	88	15	0	16	0	8	4	7	0	19	205	4	2	86	52	36	11	0	185
Karratha	15	15	7	0	0	0	1	3	3	0	2	46	2	-2	18	9	15	2	0	44
Katanning	8	25	3	0	2	0	0	0	1	0	0	39	0	0	14	7	12	3	0	36
Kununurra	43	29	8	0	15	0	0	2	2	0	26	125	6	0	83	30	5	0	1	119
Mandurah	35	62	24	0	0	1	10	0	11	0	4	147	7	2	18	2	95	27	0	142
Meekatharra	9	52	3	0	3	0	0	0	0	0	0	67	1	3	44	15	2	0	0	61
Narrogin	12	41	8	0	5	0	0	0	2	0	2	70	4	-1	22	11	23	6	0	62
Newman	9	6	3	0	0	0	0	1	1	0	6	26	0	-3	14	9	2	0	0	25
North East Metro	104	138	48	1	9	1	17	11	52	0	6	387	13	-10	58	18	225	61	0	362
North West Metro	182	248	107	0	12	4	15	6	74	0	13	661	27	-3	67	24	431	101	2	625
Northam	22	51	8	0	4	0	1	1	8	0	3	98	4	-6	18	12	48	12	0	90
Rockingham	58	88	28	0	15	1	14	9	28	0	14	255	7	-11	13	10	172	42	0	237
Roeboorne	14	6	5	0	0	0	0	3	1	0	5	34	0	0	23	2	9	0	0	34
South East Metro	135	180	66	5	10	1	14	6	58	0	11	486	38	3	67	17	296	67	7	454
South Hedland	41	18	12	0	0	0	1	4	4	0	0	80	4	-2	45	19	10	3	0	77
South West Coasta	77	119	45	0	9	1	21	3	38	0	3	316	18	0	36	16	202	46	1	301
<b>TOTAL</b>	<b>1269</b>	<b>1916</b>	<b>616</b>	<b>12</b>	<b>182</b>	<b>16</b>	<b>171</b>	<b>69</b>	<b>427</b>	<b>0</b>	<b>164</b>	<b>4842</b>	<b>265</b>	<b>-31</b>	<b>1016</b>	<b>417</b>	<b>2427</b>	<b>614</b>	<b>21</b>	<b>4495</b>
% of Total Orders	26.21%	39.57%	12.72%	0.25%	3.76%	0.33%	3.53%	1.43%	8.82%	0.00%	3.39%	Average orders/person	1.08		22.60%	9.28%	53.99%	13.66%	0.47%	100.00%



Juvenile Community Justice Service Orders Valid as at 13/01/2011 00:00 hrs											Distinct Persons on Orders											
Branch	AISO	ACBO	IYSO	YCBO	JCRO	CWO	INOR	SRO	BAIL	Total Orders	AB Male	AB Fem	Non AB Male	Non AB Fem	Not Recorded	Total Distinct Persons	Special Risk	Variation Total Distinct Persons on previous week	JJTM Referrals	JJTM Distinct Persons	Reports	Total Services
Albany Branch	0	0	1	1	5	0	0	0	0	7	4	0	3	0	0	7	1	3	13	13	1	21
Broome Branch	0	0	21	13	12	0	0	0	0	46	33	5	3	0	1	42	4	2	0	0	18	64
Bunbury Branch	0	0	8	24	13	0	0	5	0	50	18	3	25	1	0	47	10	0	0	0	13	63
Busselton Branch	0	0	2	5	2	1	0	0	0	10	2	0	7	0	0	9	1	-1	0	0	1	11
Carnarvon Branch	0	0	1	4	5	0	0	3	0	13	10	1	1	0	0	12	0	-2	16	14	4	33
Central Metro YJS	0	0	30	29	30	0	0	16	0	105	38	12	52	2	0	104	29	0	0	0	26	131
Christmas & Cocos Islands	0	0	0	0	0	0	0	0	0	0	0	0	0	0	0	0	0	0	0	0	0	0
Esperance Branch	0	0	0	2	1	0	1	0	0	3	1	0	2	0	0	3	1	2	6	6	4	13
Geraldton RYJS	0	0	4	9	5	0	0	0	0	18	12	5	1	0	0	18	6	1	0	0	6	24
Goldfields Y & FSS	0	0	0	0	0	0	0	0	0	0	0	0	0	0	0	0	0	0	0	0	0	0
Halls Creek Branch	0	0	2	4	0	0	0	0	0	6	4	1	0	0	0	5	0	-1	0	0	3	9
Kalgoorlie YJS	0	0	10	12	5	1	1	6	0	34	24	2	6	1	0	33	6	5	19	17	12	65
Karratha Branch	0	0	1	7	6	0	0	3	0	17	11	5	1	0	0	17	3	2	0	0	5	22
Katanning Branch	0	0	0	0	0	0	0	0	0	0	0	0	0	0	0	0	0	1	3	3	0	3
Kununurra Branch	0	0	11	4	5	0	0	5	0	25	23	1	0	0	0	24	8	5	0	0	12	37
Meekatharra Branch	0	0	6	10	3	0	0	2	0	21	20	0	0	0	0	20	2	1	14	9	1	36
Narrogin Branch	0	0	4	5	3	0	0	1	0	13	9	3	0	0	0	12	3	1	22	14	4	39
Newman Branch	0	0	0	7	3	0	0	0	0	10	7	0	2	0	1	10	0	6	0	0	7	17
North Metro YJS	0	0	16	67	19	0	2	18	0	120	35	6	63	6	1	111	26	6	0	0	24	144
Northam Branch	0	0	5	9	3	1	0	2	0	20	13	2	3	1	0	19	2	0	0	0	5	25
Roebourne Branch	0	0	2	12	6	0	0	3	0	23	16	4	1	0	0	21	4	0	0	0	5	28
South East Metro	0	0	40	80	50	2	2	13	0	185	64	14	74	13	5	170	27	16	0	0	41	226
South Hedland Branch	0	0	1	18	7	0	0	0	0	26	20	2	3	0	1	26	4	5	0	0	9	35
South West Metro Youth Justice Services	0	0	25	85	33	0	2	19	0	162	59	5	78	8	0	150	23	8	0	0	37	199
<b>TOTAL Branches</b>	<b>0</b>	<b>0</b>	<b>190</b>	<b>407</b>	<b>216</b>	<b>5</b>	<b>8</b>	<b>96</b>	<b>0</b>	<b>914</b>	<b>423</b>	<b>71</b>	<b>325</b>	<b>32</b>	<b>9</b>	<b>860</b>	<b>160</b>	<b>60</b>	<b>93</b>	<b>76</b>	<b>238</b>	<b>1245</b>



Juvenile Community Justice Service Orders Valid as at 13/01/2011 00:00 hrs											Distinct Persons on Orders											
Branch	AISO	ACBO	IYSO	YCBO	JCRO	CWO	INOR	SRO	BAIL	Total Orders	AB Male	AB Fem	Non AB Male	Non AB Fem	Not Recorded	Total Distinct Persons	Special Risk	Variation Total Distinct Persons on previous week	JJTM Referrals	JJTM Distinct Persons	Reports	Total Services
Broome JJ Team	0	0	0	0	0	0	0	0	0	0	0	0	0	0	0	0	0	63	125	78	0	125
Bunbury JJ Team	0	0	0	0	0	0	0	0	0	0	0	0	0	0	0	0	0	-5	33	33	0	33
Central Metro JJT	0	0	0	0	0	0	0	0	0	0	0	0	0	0	0	0	0	2	46	45	0	46
Geraldton JJ Team	0	0	0	0	0	0	0	0	0	0	0	0	0	0	0	0	1	5	19	15	0	19
Halls Creek JJ Team	0	0	0	0	0	0	0	0	0	0	0	0	0	0	0	0	0	3	16	13	0	16
Kalgoorlie JJ Team	0	0	0	0	0	0	0	0	0	0	0	0	0	0	0	0	0	-1	12	10	0	12
Karratha JJ Team	0	0	0	1	0	0	0	0	0	1	1	0	0	0	0	1	0	21	31	28	0	32
Kununurra JJ Team	0	0	0	0	0	0	0	0	0	0	0	0	0	0	0	0	3	112	63	0	112	
Newman JJ Team	0	0	0	0	0	0	0	0	0	0	0	0	0	0	0	0	10	22	17	0	22	
North Metro JJ Team	0	0	0	0	0	0	0	0	0	0	0	0	0	0	0	0	4	65	56	0	65	
Northam JJ Team	0	0	0	0	0	0	0	0	0	0	0	0	0	0	0	0	-1	3	2	0	3	
Roebourne JJ Team	0	0	0	0	0	0	0	0	0	0	0	0	0	0	0	0	15	40	30	0	40	
South East Metro JJ Team	0	0	0	0	0	0	0	0	0	0	0	0	0	0	0	0	17	109	89	0	109	
South Hedland JJ Team	0	0	0	0	0	0	0	0	0	0	0	0	0	0	0	0	5	29	24	0	29	
South West Metro JJ Team	0	0	0	0	0	0	0	0	0	0	0	0	0	0	0	0	-9	161	142	6	167	
<b>TOTAL JJ Team</b>	<b>0</b>	<b>0</b>	<b>0</b>	<b>1</b>	<b>0</b>	<b>0</b>	<b>0</b>	<b>0</b>	<b>0</b>	<b>1</b>	<b>1</b>	<b>0</b>	<b>0</b>	<b>0</b>	<b>0</b>	<b>1</b>	<b>1</b>	<b>132</b>	<b>823</b>	<b>645</b>	<b>6</b>	<b>830</b>
Court Assessment and Treatment Service	0	0	0	0	0	0	0	0	0	0	0	0	0	0	0	0	1	2	0	0	9	9
Geraldton Y & FSS	0	0	0	0	0	0	0	0	0	0	0	0	0	0	0	0	1	4	0	0	0	0
Killara Youth Services	0	0	0	0	0	0	0	0	0	0	0	0	0	0	0	0	0	5	0	0	0	0
<b>TOTAL Others</b>	<b>0</b>	<b>0</b>	<b>0</b>	<b>0</b>	<b>0</b>	<b>0</b>	<b>0</b>	<b>0</b>	<b>0</b>	<b>0</b>	<b>0</b>	<b>0</b>	<b>0</b>	<b>0</b>	<b>0</b>	<b>0</b>	<b>2</b>	<b>11</b>	<b>0</b>	<b>0</b>	<b>9</b>	<b>9</b>
<b>Not Recorded</b>	<b>0</b>	<b>0</b>	<b>0</b>	<b>0</b>	<b>0</b>	<b>0</b>	<b>0</b>	<b>0</b>	<b>0</b>	<b>0</b>	<b>0</b>	<b>0</b>	<b>0</b>	<b>0</b>	<b>0</b>	<b>0</b>	<b>0</b>	<b>0</b>	<b>0</b>	<b>0</b>	<b>0</b>	<b>0</b>
<b>TOTAL Not Recorded</b>	<b>0</b>	<b>0</b>	<b>0</b>	<b>0</b>	<b>0</b>	<b>0</b>	<b>0</b>	<b>0</b>	<b>0</b>	<b>0</b>	<b>0</b>	<b>0</b>	<b>0</b>	<b>0</b>	<b>0</b>	<b>0</b>	<b>0</b>	<b>0</b>	<b>0</b>	<b>0</b>	<b>0</b>	<b>0</b>
<b>GRAND TOTAL</b>	<b>0</b>	<b>0</b>	<b>190</b>	<b>408</b>	<b>216</b>	<b>5</b>	<b>8</b>	<b>96</b>	<b>0</b>	<b>915</b>	<b>424</b>	<b>71</b>	<b>325</b>	<b>32</b>	<b>9</b>	<b>861</b>	<b>163</b>	<b>203</b>	<b>916</b>	<b>721</b>	<b>253</b>	<b>2084</b>
% of Total Orders	0.00%	0.00%	20.77%	44.59%	23.61%	0.55%	0.87%	10.49%	0.00%	100.00%	49.25%	8.25%	37.75%	3.72%	1.05%	Average Supervised Orders / Person		1.06				





**Adults Offenders in Custody as at 20/01/2011 00:00 Hours. Count by Facility, Status, Ethnicity and Gender.**

This includes all persons in workcamps and in hospital and lockup.

FACILITY	Sentenced							Unsentenced							Total
	Aboriginal			Non-Aboriginal			Total	Aboriginal			Non-Aboriginal			Total	
	MALE	FEMALE	Total	MALE	FEMALE	Total		MALE	FEMALE	Total	MALE	FEMALE	Total		
ACACIA PRISON	360	0	360	625	0	625	985	1	0	1	0	0	0	1	986
ALBANY REGIONAL PRISON	76	0	76	178	0	178	254	4	0	4	49	0	49	53	307
BANDYUP WOMENS PRISON	0	69	69	0	112	112	181	0	21	21	0	24	24	45	226
BORONIA PRE RELEASE CENTRE	0	13	13	0	63	63	76	0	0	0	0	0	0	0	76
BROOME REGIONAL PRISON	75	9	84	10	1	11	95	9	0	9	0	0	0	9	104
BUNBURY REGIONAL PRISON	56	0	56	244	0	244	300	4	0	4	17	0	17	21	321
CASUARINA PRISON	217	0	217	319	0	319	536	10	0	10	19	0	19	29	565
EASTERN GOLDFIELDS REGIONAL PRISON	69	15	84	14	2	16	100	15	2	17	2	0	2	19	119
GREENOUGH REGIONAL PRISON	202	14	216	35	4	39	255	36	3	39	3	0	3	42	297
HAKEA PRISON	55	0	55	152	0	152	207	199	0	199	351	0	351	550	757
KARNET PRISON FARM	23	0	23	212	0	212	235	0	0	0	0	0	0	0	235
PARDELUP PRISON FARM	8	0	8	81	0	81	89	0	0	0	0	0	0	0	89
ROEBOURNE REGIONAL PRISON	101	11	112	8	0	8	120	42	3	45	3	0	3	48	168
WOOROLOO PRISON FARM	54	0	54	307	0	307	361	0	0	0	1	0	1	1	362
<b>Total</b>	<b>1296</b>	<b>131</b>	<b>1427</b>	<b>2185</b>	<b>182</b>	<b>2367</b>	<b>3794</b>	<b>320</b>	<b>29</b>	<b>349</b>	<b>445</b>	<b>24</b>	<b>469</b>	<b>818</b>	<b>4612</b>



**Juvenile Offenders in Detention as at 20/01/2011 00:00 Hours. Count by Facility, Status, Ethnicity and Gender.**

FACILITY	Sentenced						Unsentenced						Total	
	Aboriginal			Non-Aboriginal		Total	Aboriginal			Non-Aboriginal		Total		
	MALE	FEMALE	Total	MALE	Total		MALE	FEMALE	Total	MALE	FEMALE			Total
<b>BANKSIA HILL DETENTION CENTRE</b>	57	0	57	19	19	76	17	0	17	10	0	10	27	103
<b>RANGEVIEW REMAND CENTRE</b>	2	5	7	1	1	8	37	6	43	22	2	24	67	75
<b>Total</b>	59	5	64	20	20	84	54	6	60	32	2	34	94	178



**Prisoners in Custody of Hospital or Police Lockup as at 20/01/2011 00:00 Hours.**

Parent Facility and Prisoner Locations		Sentenced				Unsentenced			Total
		Aboriginal	Non-Aboriginal		Total	Non-Aboriginal		Total	
		MALE	MALE	FEMALE		MALE	FEMALE		
<b>BANDYUP WOMENS PRISON</b>	<b>BAND EU LONGTERM HOSPITAL</b>	<b>0</b>	<b>0</b>	<b>2</b>	<b>2</b>	<b>0</b>	<b>1</b>	<b>1</b>	<b>3</b>
<b>CASUARINA PRISON</b>	<b>CASU EU LONGTERM HOSPITAL</b>	<b>1</b>	<b>3</b>	<b>0</b>	<b>4</b>	<b>0</b>	<b>0</b>	<b>0</b>	<b>4</b>
<b>HAKE EU LONGTERM HOSPITAL</b>	<b>GRAYLANDS HOSPITAL</b>	<b>1</b>	<b>0</b>	<b>0</b>	<b>1</b>	<b>5</b>	<b>0</b>	<b>5</b>	<b>6</b>
<b>HAKEA PRISON</b>	<b>HAKE EU POLICE LOCKUP</b>	<b>0</b>	<b>8</b>	<b>0</b>	<b>8</b>	<b>0</b>	<b>0</b>	<b>0</b>	<b>8</b>
<b>WOOR EU POLICE LOCKUP</b>	<b>JOONDALUP LOCKUP</b>	<b>0</b>	<b>1</b>	<b>0</b>	<b>1</b>	<b>0</b>	<b>0</b>	<b>0</b>	<b>1</b>
<b>Total</b>		<b>2</b>	<b>12</b>	<b>2</b>	<b>16</b>	<b>5</b>	<b>1</b>	<b>6</b>	<b>22</b>



**Prisoners in Custody of WorkCamp as at 20/01/2011 00:00 Hours.**

Parent Facility and WorkCamp Locations		Sentenced			Total
		Aboriginal	Non-Aboriginal	Total	
		MALE	MALE		
<b>BROOME REGIONAL PRISON</b>	<b>BUNGARUN WORKCAMP</b>	<b>9</b>	<b>2</b>	<b>11</b>	<b>11</b>
<b>BROOME REGIONAL PRISON</b>	<b>WYNDHAM WORK CAMP</b>	<b>15</b>	<b>2</b>	<b>17</b>	<b>17</b>
<b>EASTERN GOLDFIELDS REGIONAL PRISON</b>	<b>MT. MORGANS WORKCAMP</b>	<b>11</b>	<b>2</b>	<b>13</b>	<b>13</b>
<b>PARDELUP PRISON FARM</b>	<b>WALPOLE WORK CAMP</b>	<b>0</b>	<b>11</b>	<b>11</b>	<b>11</b>
<b>ROEBOURNE REGIONAL PRISON</b>	<b>MILLSTREAM WORKCAMP</b>	<b>9</b>	<b>0</b>	<b>9</b>	<b>9</b>
<b>WOOROLOO PRISON FARM</b>	<b>KELLERBERRIN WORKCAMP</b>	<b>2</b>	<b>8</b>	<b>10</b>	<b>10</b>
<b>Total</b>		<b>46</b>	<b>25</b>	<b>71</b>	<b>71</b>