



## Weekly Offender Statistics (WOS) Report as at 13/01/2011 00:00 hours



### Performance and Statistics

### Department of Corrective Services

Generated On: 13/01/2011 9:57:02 AM

Generated by: JUSTICE\RattanaT



## Report Notes

---

**Report Title** Weekly Offender Statistics (WOS) Report

**Report Designer** Performance and Statistics Team

**Last Modified**

**Report Data Source** WOSdb in the Analysis Platform

### Data Guidelines

This report shows a weekly snapshot of the Adult and Juvenile custodial systems and the variation between weekly snapshots as well as a rolling five year history of the snapshot reports in graphical form.



**Legend:**

**Adult OrderType Codes**

- CB - Community Based Orders
- CE - CEO Parole / Short Term Parole Orders
- CSI - Conditional Suspended Imprisonment Orders
- DS - Dangerous Sex Offender Orders
- HB - Conditional/ Monitored Bail Orders
- IS - Intensive Supervision Orders
- PA - Parole Orders
- PO - Probation Orders
- PS - Pre-Sentence Orders
- WD - Work and Development Orders
- WR/RR - Work Release or ReEntry Release Orders



**Legend:      Juvenile OrderTypes**

AISO - Adult Intensive Supervision Order  
ACBO - Adult Community Based Order  
BAIL - Supervising Bail  
CONF - Court Conferencing Referral  
CUST - Juvenile Detention Support  
CWO - Community Work Order  
DBWT - Deferred Bench Warrant  
INOR - Interstate Order  
IYSO - Intensive Youth Supervision Order  
JCRO - Juvenile Conditional Release Order  
JTMP - Juvenile Drug Court (CATS) Treatment  
Mgmt Plan  
JJTM - JJ Team Referral  
PREV - Prevention  
PRIS - Adult Prison Support  
SRO - Supervised Release Order  
YCBO - Youth Community Based Order

**All Reports:**

**Includes:**      Adult Pre-sentence Report  
Breach of Adult Court Order Report  
Breach of Juvenile Court Order Report  
Breach of SRO Report (S.144 - non-compliance)  
Breach of SRO Report (S.145 - offending)  
Combined Juvenile Court Report & Adult PSR  
Court Report  
Court Conference Referral Report  
Juvenile Court Diversion Assessment



Weekly Offender Statistics - Thursday Prisoner Population Report as at 13/01/2011 00:00 hours

Adult Prisoner Population

	Count	% of Total	Previous Count	Variation
Total *	4574		4551	23
Sentenced	3753	82.1%	3770	-17
Remand	794	17.4%	758	36
Aboriginal	1746	38.2%	1731	15
Female	368	8.0%	363	5
Hospital/Lockup	27	0.6%	23	4
Fine Defaulters:				
State ^	10	0.2%	7	3
Federal	1	0.0%	0	1
By Facility				
Acacia	996	21.8%	988	8
Albany	305	6.7%	302	3
Bandyup	225	4.9%	220	5
Boronia Pre release	78	1.7%	79	-1
Broome	95	2.1%	93	2
Bunbury	327	7.1%	323	4
Casuarina	566	12.4%	535	31
Eastern Goldfields	116	2.5%	108	8
Greenough	301	6.6%	297	4
Hakea	726	15.9%	774	-48
Karnet	234	5.1%	234	0
Pardelup	91	2.0%	92	-1
Roebourne	159	3.5%	156	3
Woorloo	355	7.8%	350	5
Alternatives to Imprisonment (inc Early release, Bail and Pre-Sentence orders)				
CEO/Short Term Parole	70	7.7%	72	-2
Conditional Bail	156	17.0%	154	2
Cwlth Parole	11	1.2%	11	0
Interstate parole	4	0.4%	4	0
Monitored Bail	0	0.0%	0	0
Pre-Sentence	182	19.9%	182	0
State Parole	422	46.1%	423	-1
Work Rel. or Re-Entry	0	0.0%	0	0

Juvenile Custodial Population

Total	174		179	-5
Sentenced	87	50.0%	90	-3
Unsentenced	87	50.0%	89	-2
Aboriginal	124	71.3%	126	-2
Female	16	9.2%	17	-1
Supervised Bail	68		65	3
By Facility				
Banksia Hill	100	57.5%	103	-3
Range View	74	42.5%	76	-2

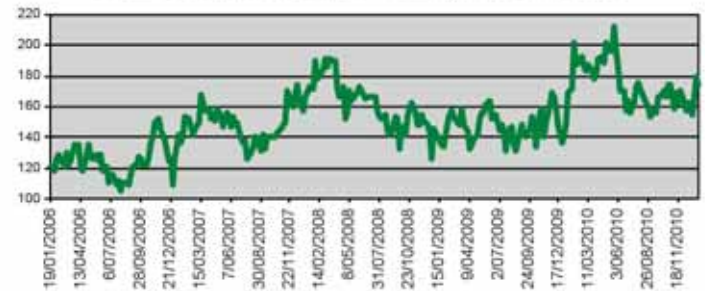
\* Includes Hospital/Lockup  
^ Includes cases where fine defaulters have a current remand warrant

Trends in Justice - Rolling Five Year History

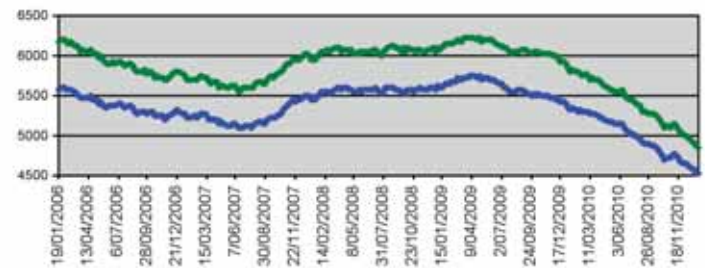
Adult Prisoner Population - Rolling 5 Year Snapshot



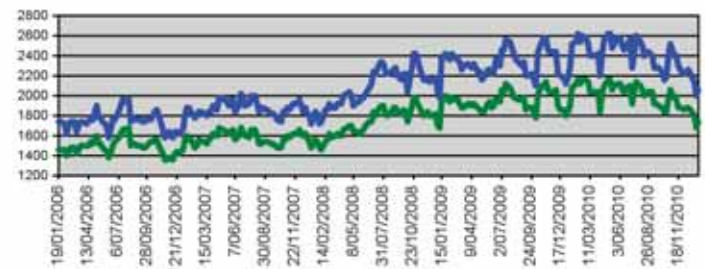
Juvenile Detention Population - Rolling 5 Year Snapshot



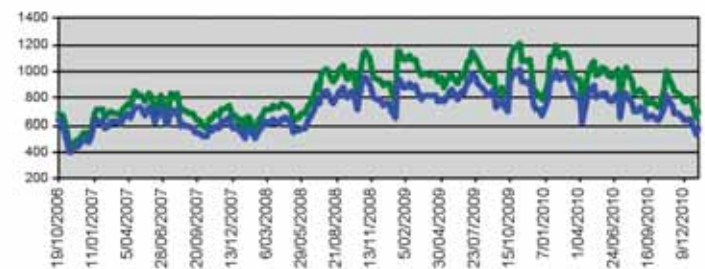
Adult Community Corrections - Orders and Offenders - Rolling 5 Year Snapshot



Juvenile Community Justice - Orders and Offenders - Rolling 5 Year Snapshot



Juvenile Community Justice - JJTeam Referrals and Distinct Persons - Snapshot (Since 19 Oct 2006)





Adult Community Justice Service Orders Valid as at 6/01/2011 00:00 hours														Distinct Persons						
Branch	IS	CB	CSI	DS	PS	PO	HB	CE	PA	WR / RR	WD	Total Count Orders	Distinct Persons Special / High Risk	Variation Total Distinct Persons	Aboriginal Male	Aboriginal Female	Non-Aboriginal Male	Non-Aboriginal Female	Not Recorded	Total Distinct Persons
Albany	20	65	16	1	15	0	10	0	7	0	8	142	4	1	21	14	71	12	0	118
Broome	40	41	14	1	6	1	0	5	4	0	8	120	7	-1	77	17	15	4	3	116
Bunbury	72	121	27	2	5	1	5	1	19	0	3	256	13	-2	30	26	122	44	0	222
Busselton	26	41	13	0	0	1	0	1	7	0	2	91	4	-4	3	4	61	16	3	87
Camaron	14	30	7	0	0	0	0	0	0	0	0	51	4	0	23	13	11	3	0	50
Central Breach Unit	0	4	1	0	0	0	0	0	0	0	0	5	0	0	0	0	3	1	0	4
Central East Metro	91	125	44	3	5	0	1	2	44	0	4	319	25	0	55	21	176	45	1	298
Central Law Court	0	0	0	0	0	0	6	0	0	0	0	6	0	0	2	0	4	0	0	6
Central West Metro	107	179	69	0	10	2	14	3	45	0	13	442	33	-3	34	20	276	80	8	418
Cocos/christmas Islands	1	0	0	0	0	0	0	0	0	0	0	1	0	0	0	0	1	0	0	1
Court Assessment Treatment	0	3	1	0	37	0	11	0	0	0	1	53	24	-1	8	3	21	8	0	40
Esperance	13	16	7	0	2	0	4	0	3	0	0	45	3	1	6	7	21	6	0	40
Geraldton	37	116	18	0	0	2	6	2	8	0	2	191	6	2	82	24	55	13	0	174
Halls Creek	35	14	6	0	5	0	0	1	0	0	11	72	0	1	51	15	1	0	3	70
Kalgoorlie	50	86	15	0	15	0	9	4	8	0	18	205	3	-1	86	48	37	12	0	183
Karratha	16	15	7	0	0	0	1	3	4	0	2	48	2	-1	19	9	16	2	0	46
Katanning	8	25	3	0	2	0	0	0	1	0	0	39	0	2	14	7	12	3	0	36
Kununurra	43	28	8	0	14	0	0	2	2	0	28	125	6	3	80	29	5	0	5	119
Mandurah	37	60	24	0	0	1	9	0	10	0	4	145	6	0	19	2	92	27	0	140
Meekatharra	8	50	3	0	3	0	0	0	0	0	0	64	1	-1	41	15	2	0	0	58
Narrogin	13	38	8	0	5	0	0	0	2	0	3	69	4	-1	22	10	25	6	0	63
Newman	11	7	3	0	0	0	0	1	1	0	6	29	0	0	17	9	2	0	0	28
North East Metro	105	139	48	1	10	1	17	12	56	0	6	395	17	-3	62	19	229	62	0	372
North West Metro	183	252	107	0	11	4	14	6	77	0	11	665	26	-1	63	24	437	101	3	628
Northam	23	51	9	0	3	0	1	3	10	0	3	103	5	-1	21	12	50	13	0	96
Rockingham	58	92	30	0	16	1	15	9	30	0	14	265	9	6	14	10	182	42	0	248
Roebourne	15	5	5	0	0	0	0	3	1	0	5	34	0	1	24	2	8	0	0	34
South East Metro	134	182	67	4	10	2	12	6	58	0	9	484	41	1	67	16	294	68	6	451
South Hedland	42	19	12	0	0	0	0	4	4	0	1	82	6	0	46	20	10	3	0	79
South West Coast	79	119	47	0	8	1	21	2	36	0	4	317	20	-4	38	16	200	45	2	301
<b>TOTAL</b>	<b>1281</b>	<b>1923</b>	<b>619</b>	<b>12</b>	<b>182</b>	<b>17</b>	<b>156</b>	<b>70</b>	<b>437</b>	<b>0</b>	<b>166</b>	<b>4863</b>	<b>269</b>	<b>-4</b>	<b>1025</b>	<b>412</b>	<b>2439</b>	<b>616</b>	<b>34</b>	<b>4526</b>
% of Total Orders	26.34%	39.54%	12.73%	0.25%	3.74%	0.35%	3.21%	1.44%	8.99%	0.00%	3.41%	Average orders/person	1.07		22.65%	9.10%	53.89%	13.61%	0.75%	100.00%



Juvenile Community Justice Service Orders Valid as at 6/01/2011 00:00 hrs											Distinct Persons on Orders											
Branch	AISO	ACBO	IYSO	YCBO	JCRO	CWO	INOR	SRO	BAIL	Total Orders	AB Male	AB Fem	Non AB Male	Non AB Fem	Not Recorded	Total Distinct Persons	Special Risk	Variation Total Distinct Persons on previous week	JJTM Referrals	JJTM Distinct Persons	Reports	Total Services
Albany Branch	0	0	1	1	4	0	0	0	0	6	4	0	2	0	0	6	1	2	10	10	3	19
Broome Branch	0	0	21	13	12	0	0	0	0	46	32	5	3	0	1	41	4	-7	0	0	15	61
Bunbury Branch	0	0	8	23	13	0	0	5	0	49	18	3	24	1	0	46	9	3	0	0	14	63
Busseton Branch	0	0	2	4	1	1	0	0	0	8	2	0	5	1	0	8	1	0	0	0	1	9
Carnarvon Branch	0	0	1	5	5	0	0	3	0	14	11	1	2	0	0	14	0	2	16	14	3	33
Central Metro YJS	0	0	30	32	29	0	0	13	0	104	37	12	50	2	0	101	28	-4	0	0	31	135
Christmas & Cocos Islands	0	0	0	0	0	0	0	0	0	0	0	0	0	0	0	0	0	0	0	0	0	0
Esperance Branch	0	0	0	1	1	0	1	0	0	2	1	0	1	0	0	2	1	-3	5	5	4	11
Geraldton RYJS	0	0	4	8	5	0	0	1	0	18	12	4	2	0	0	18	6	0	0	0	7	25
Goldfields Y & FSS	0	0	0	0	0	0	0	0	0	0	0	0	0	0	0	0	0	16	0	0	0	0
Halls Creek Branch	0	0	2	3	0	0	0	1	0	6	5	0	0	0	1	6	0	-1	0	0	3	9
Kalgoorlie YJS	0	0	10	9	5	1	1	6	0	31	24	3	3	0	0	30	6	6	16	15	13	60
Karratha Branch	0	0	1	6	6	0	0	2	0	15	9	5	1	0	0	15	3	-1	0	0	4	19
Katanning Branch	0	0	0	0	0	0	0	0	0	0	0	0	0	0	0	0	0	1	2	2	0	2
Kununurra Branch	0	0	8	5	5	0	0	4	0	22	21	1	0	0	0	22	8	-1	0	0	12	34
Meekatharra Branch	0	0	5	10	3	0	0	2	0	20	19	1	0	0	0	20	2	0	14	9	0	34
Narrogin Branch	0	0	4	5	3	0	0	1	0	13	9	3	0	0	0	12	3	6	21	13	4	38
Newman Branch	0	0	0	3	3	0	0	0	0	6	5	0	1	0	0	6	0	0	0	0	2	8
North Metro YJS	0	0	14	56	21	0	2	18	0	109	31	6	62	4	2	105	25	-1	0	0	24	133
Northam Branch	0	0	5	9	3	1	0	2	0	20	12	2	4	1	0	19	2	-1	0	0	3	23
Roebourne Branch	0	0	2	11	6	0	0	3	0	22	16	4	1	0	0	21	4	-1	0	0	5	27
South East Metro	0	0	35	62	50	2	1	15	0	164	64	13	61	11	5	154	27	6	0	0	36	200
South Hedland Branch	0	0	2	12	7	0	0	0	0	21	18	2	1	0	0	21	4	0	0	0	6	27
South West Metro Youth Justice Services	0	1	22	82	34	0	2	17	0	156	57	5	72	8	1	143	22	-7	0	0	28	184
<b>TOTAL Branches</b>	<b>0</b>	<b>1</b>	<b>177</b>	<b>360</b>	<b>216</b>	<b>5</b>	<b>7</b>	<b>93</b>	<b>0</b>	<b>852</b>	<b>407</b>	<b>70</b>	<b>295</b>	<b>28</b>	<b>10</b>	<b>810</b>	<b>156</b>	<b>15</b>	<b>84</b>	<b>68</b>	<b>218</b>	<b>1154</b>



Juvenile Community Justice Service Orders Valid as at 6/01/2011 00:00 hrs											Distinct Persons on Orders											
Branch	AISO	ACBO	IYSO	YCBO	JCRO	CWO	INOR	SRO	BAIL	Total Orders	AB Male	AB Fem	Non AB Male	Non AB Fem	Not Recorded	Total Distinct Persons	Special Risk	Variation Total Distinct Persons on previous week	JJTM Referrals	JJTM Distinct Persons	Reports	Total Services
Broome JJ Team	0	0	0	0	0	0	0	0	0	0	0	0	0	0	0	0	0	-28	19	16	0	19
Bunbury JJ Team	0	0	0	0	0	0	0	0	0	0	0	0	0	0	0	0	0	13	38	38	0	38
Central Metro JJT	0	0	0	0	0	0	0	0	0	0	0	0	0	0	0	0	0	0	42	41	0	42
Geraldton JJ Team	0	0	0	0	0	0	0	0	0	0	0	0	0	0	0	0	1	-1	11	10	0	11
Halls Creek JJ Team	0	0	0	0	0	0	0	0	0	0	0	0	0	0	0	0	0	1	11	10	0	11
Kalgoorlie JJ Team	0	0	0	0	0	0	0	0	0	0	0	0	0	0	0	0	0	3	12	10	0	12
Karratha JJ Team	0	0	0	1	0	0	0	0	0	1	1	0	0	0	0	1	0	0	6	6	0	7
Kununurra JJ Team	0	0	0	0	0	0	0	0	0	0	0	0	0	0	0	0	0	4	107	60	0	107
Newman JJ Team	0	0	0	0	0	0	0	0	0	0	0	0	0	0	0	0	0	-2	8	7	0	8
North Metro JJ Team	0	0	0	0	0	0	0	0	0	0	0	0	0	0	0	0	0	6	62	53	0	62
Northam JJ Team	0	0	0	0	0	0	0	0	0	0	0	0	0	0	0	0	0	1	4	3	0	4
Roebourne JJ Team	0	0	0	0	0	0	0	0	0	0	0	0	0	0	0	0	0	-1	20	15	0	20
South East Metro JJ Team	0	0	0	0	0	0	0	0	0	0	0	0	0	0	0	0	0	5	88	73	0	88
South Hedland JJ Team	0	0	0	0	0	0	0	0	0	0	0	0	0	0	0	0	0	2	20	19	0	20
South West Metro JJ Team	0	0	0	0	0	0	0	0	0	0	0	0	0	0	0	0	0	30	170	152	4	174
<b>TOTAL JJ Team</b>	<b>0</b>	<b>0</b>	<b>0</b>	<b>1</b>	<b>0</b>	<b>0</b>	<b>0</b>	<b>0</b>	<b>0</b>	<b>1</b>	<b>1</b>	<b>0</b>	<b>0</b>	<b>0</b>	<b>0</b>	<b>1</b>	<b>1</b>	<b>33</b>	<b>618</b>	<b>513</b>	<b>4</b>	<b>623</b>
Court Assessment and Treatment Service	0	0	0	0	0	0	0	0	0	0	0	0	0	0	0	0	1	1	0	0	6	6
Geraldton Y & FSS	0	1	0	0	0	0	0	0	0	1	0	1	0	0	0	1	1	0	0	0	0	1
Killara Youth Services	0	0	0	0	0	0	0	0	0	0	0	0	0	0	0	0	0	-3	0	0	0	0
<b>TOTAL Others</b>	<b>0</b>	<b>1</b>	<b>0</b>	<b>0</b>	<b>0</b>	<b>0</b>	<b>0</b>	<b>0</b>	<b>0</b>	<b>1</b>	<b>0</b>	<b>1</b>	<b>0</b>	<b>0</b>	<b>0</b>	<b>1</b>	<b>2</b>	<b>-2</b>	<b>0</b>	<b>0</b>	<b>6</b>	<b>7</b>
Not Recorded	0	0	0	0	0	0	0	0	0	0	0	0	0	0	0	0	0	0	0	0	0	0
<b>TOTAL Not Recorded</b>	<b>0</b>	<b>0</b>	<b>0</b>	<b>0</b>	<b>0</b>	<b>0</b>	<b>0</b>	<b>0</b>	<b>0</b>	<b>0</b>	<b>0</b>	<b>0</b>	<b>0</b>	<b>0</b>	<b>0</b>	<b>0</b>	<b>0</b>	<b>0</b>	<b>0</b>	<b>0</b>	<b>0</b>	<b>0</b>
<b>GRAND TOTAL</b>	<b>0</b>	<b>2</b>	<b>177</b>	<b>361</b>	<b>216</b>	<b>5</b>	<b>7</b>	<b>93</b>	<b>0</b>	<b>854</b>	<b>408</b>	<b>71</b>	<b>295</b>	<b>28</b>	<b>10</b>	<b>812</b>	<b>159</b>	<b>46</b>	<b>702</b>	<b>581</b>	<b>228</b>	<b>1784</b>
% of Total Orders	0.00%	0.23%	20.73%	42.27%	25.29%	0.59%	0.82%	10.89%	0.00%	100.00%	50.25%	8.74%	36.33%	3.45%	1.23%	Average Supervised Orders / Person		1.05				





**Adults Offenders in Custody as at 14/01/2011 00:00 Hours. Count by Facility, Status, Ethnicity and Gender.**

This includes all persons in workcamps and in hospital and lockup.

FACILITY	Sentenced							Unsentenced							Total
	Aboriginal			Non-Aboriginal			Total	Aboriginal			Non-Aboriginal			Total	
	MALE	FEMALE	Total	MALE	FEMALE	Total		MALE	FEMALE	Total	MALE	FEMALE	Total		
ACACIA PRISON	364	0	364	630	0	630	994	1	0	1	1	0	1	2	996
ALBANY REGIONAL PRISON	74	0	74	174	0	174	248	3	0	3	54	0	54	57	305
BANDYUP WOMENS PRISON	0	62	62	0	114	114	176	0	24	24	0	25	25	49	225
BORONIA PRE RELEASE CENTRE	0	17	17	0	61	61	78	0	0	0	0	0	0	0	78
BROOME REGIONAL PRISON	69	7	76	9	1	10	86	9	0	9	0	0	0	9	95
BUNBURY REGIONAL PRISON	56	0	56	245	0	245	301	4	0	4	22	0	22	26	327
CASUARINA PRISON	227	0	227	316	0	316	543	8	0	8	15	0	15	23	566
EASTERN GOLDFIELDS REGIONAL PRISON	65	14	79	12	3	15	94	17	3	20	2	0	2	22	116
GREENOUGH REGIONAL PRISON	206	15	221	36	5	41	262	34	4	38	1	0	1	39	301
HAKEA PRISON	53	0	53	147	0	147	200	177	0	177	351	0	351	528	728
KARNET PRISON FARM	22	0	22	212	0	212	234	0	0	0	0	0	0	0	234
PARDELUP PRISON FARM	8	0	8	83	0	83	91	0	0	0	0	0	0	0	91
ROEBOURNE REGIONAL PRISON	95	9	104	9	0	9	113	39	4	43	3	0	3	46	159
WOOROLOO PRISON FARM	56	0	56	298	0	298	354	0	0	0	1	0	1	1	355
<b>Total</b>	<b>1295</b>	<b>124</b>	<b>1419</b>	<b>2171</b>	<b>184</b>	<b>2355</b>	<b>3774</b>	<b>292</b>	<b>35</b>	<b>327</b>	<b>450</b>	<b>25</b>	<b>475</b>	<b>802</b>	<b>4576</b>



**Juvenile Offenders in Detention as at 14/01/2011 00:00 Hours. Count by Facility, Status, Ethnicity and Gender.**

FACILITY	Sentenced						Unsentenced						Total	
	Aboriginal			Non-Aboriginal		Total	Aboriginal			Non-Aboriginal		Total		
	MALE	FEMALE	Total	MALE	Total		MALE	FEMALE	Total	MALE	FEMALE			Total
<b>BANKSIA HILL DETENTION CENTRE</b>	55	0	55	20	20	75	15	0	15	10	0	10	25	100
<b>RANGEVIEW REMAND CENTRE</b>	6	5	11	1	1	12	35	8	43	16	3	19	62	74
<b>Total</b>	61	5	66	21	21	87	50	8	58	26	3	29	87	174



**Prisoners in Custody of Hospital or Police Lockup as at 14/01/2011 00:00 Hours.**

Parent Facility and Prisoner Locations		Sentenced				Unsentenced			Total
		Aboriginal	Non-Aboriginal		Total	Non-Aboriginal		Total	
		MALE	MALE	FEMALE		MALE	FEMALE		
<b>BANDYUP WOMENS PRISON</b>	<b>BAND EU LONGTERM HOSPITAL</b>	0	0	2	2	0	1	1	3
<b>CASUARINA PRISON</b>	<b>CASU EU LONGTERM HOSPITAL</b>	2	4	0	6	0	0	0	6
<b>HAKE EU LONGTERM HOSPITAL</b>	<b>GRAYLANDS HOSPITAL</b>	1	0	0	1	6	0	6	7
<b>HAKEA PRISON</b>	<b>HAKE EU LONGTERM HOSPITAL</b>	0	0	0	0	1	0	1	1
	<b>HAKE EU POLICE LOCKUP</b>	0	8	0	8	0	0	0	8
<b>WOOR EU POLICE LOCKUP</b>	<b>JOONDALUP LOCKUP</b>	0	1	0	1	0	0	0	1
<b>Total</b>		<b>3</b>	<b>13</b>	<b>2</b>	<b>18</b>	<b>7</b>	<b>1</b>	<b>8</b>	<b>26</b>



**Prisoners in Custody of WorkCamp as at 14/01/2011 00:00 Hours.**

Parent Facility and WorkCamp Locations		Sentenced			Total
		Aboriginal	Non-Aboriginal	Total	
		MALE	MALE		
<b>BROOME REGIONAL PRISON</b>	<b>BUNGARUN WORKCAMP</b>	<b>9</b>	<b>2</b>	<b>11</b>	<b>11</b>
<b>BROOME REGIONAL PRISON</b>	<b>WYNDHAM WORK CAMP</b>	<b>15</b>	<b>2</b>	<b>17</b>	<b>17</b>
<b>EASTERN GOLDFIELDS REGIONAL PRISON</b>	<b>MT. MORGANS WORKCAMP</b>	<b>12</b>	<b>2</b>	<b>14</b>	<b>14</b>
<b>PARDELUP PRISON FARM</b>	<b>WALPOLE WORK CAMP</b>	<b>0</b>	<b>11</b>	<b>11</b>	<b>11</b>
<b>ROEBOURNE REGIONAL PRISON</b>	<b>MILLSTREAM WORKCAMP</b>	<b>12</b>	<b>0</b>	<b>12</b>	<b>12</b>
<b>WOOROLOO PRISON FARM</b>	<b>KELLERBERRIN WORKCAMP</b>	<b>2</b>	<b>9</b>	<b>11</b>	<b>11</b>
<b>Total</b>		<b>50</b>	<b>26</b>	<b>76</b>	<b>76</b>